



US00D780424S

(12) **United States Design Patent**
Abe et al.

(10) **Patent No.:** **US D780,424 S**
(45) **Date of Patent:** **** Mar. 7, 2017**

- (54) **SHOE UPPER**
- (71) Applicant: **NIKE, Inc.**, Beaverton, OR (US)
- (72) Inventors: **Chitose Abe**, Tokyo (JP); **Darryl Matthews**, Portland, OR (US); **Brian Mitchell**, Beaverton, OR (US)
- (73) Assignee: **NIKE, Inc.**, Beaverton, OR (US)
- (**) Term: **15 Years**
- (21) Appl. No.: **29/532,611**
- (22) Filed: **Jul. 8, 2015**
- (51) **LOC (10) Cl.** **02-99**
- (52) **U.S. Cl.**
USPC **D2/972**
- (58) **Field of Classification Search**
USPC D2/902, 906-908, 944, 946, 969,
D2/972-974, 978
CPC ... A43B 13/181; A43B 13/141; A43B 13/186;
A43B 13/188; A43B 23/00; A43B 23/02;
A43B 5/00; A43B 23/26; A43B 1/04;
A43B 11/14; A43B 7/00; A43C
1/00; A43C 11/00; A43C 5/00
See application file for complete search history.

- D529,708 S * 10/2006 Caine D2/972
- D595,950 S * 7/2009 Mayden D2/972
- D613,933 S * 4/2010 Chang D2/972
- D660,572 S * 5/2012 Mentha D2/972

* cited by examiner

Primary Examiner — Dominic Simone

(74) *Attorney, Agent, or Firm* — Shook, Hardy & Bacon L.L.P.

(57) **CLAIM**

The ornamental design for a shoe upper, as shown and described.

DESCRIPTION

FIG. 1 is a front, left, top perspective view of a shoe upper according to the present design;
FIG. 2 is a left side view thereof;
FIG. 3 is a right side view thereof;
FIG. 4 is a top view thereof;
FIG. 5 is a front view thereof; and,
FIG. 6 is a rear view thereof.

The surface shading on the claimed portion is provided only to indicate the character and/or any contour or curvature of the surfaces. They do not indicate color, texture, markings that actually exist thereon, indicia, graphic representations, surface treatment, or any other ornamentation applied to the article.

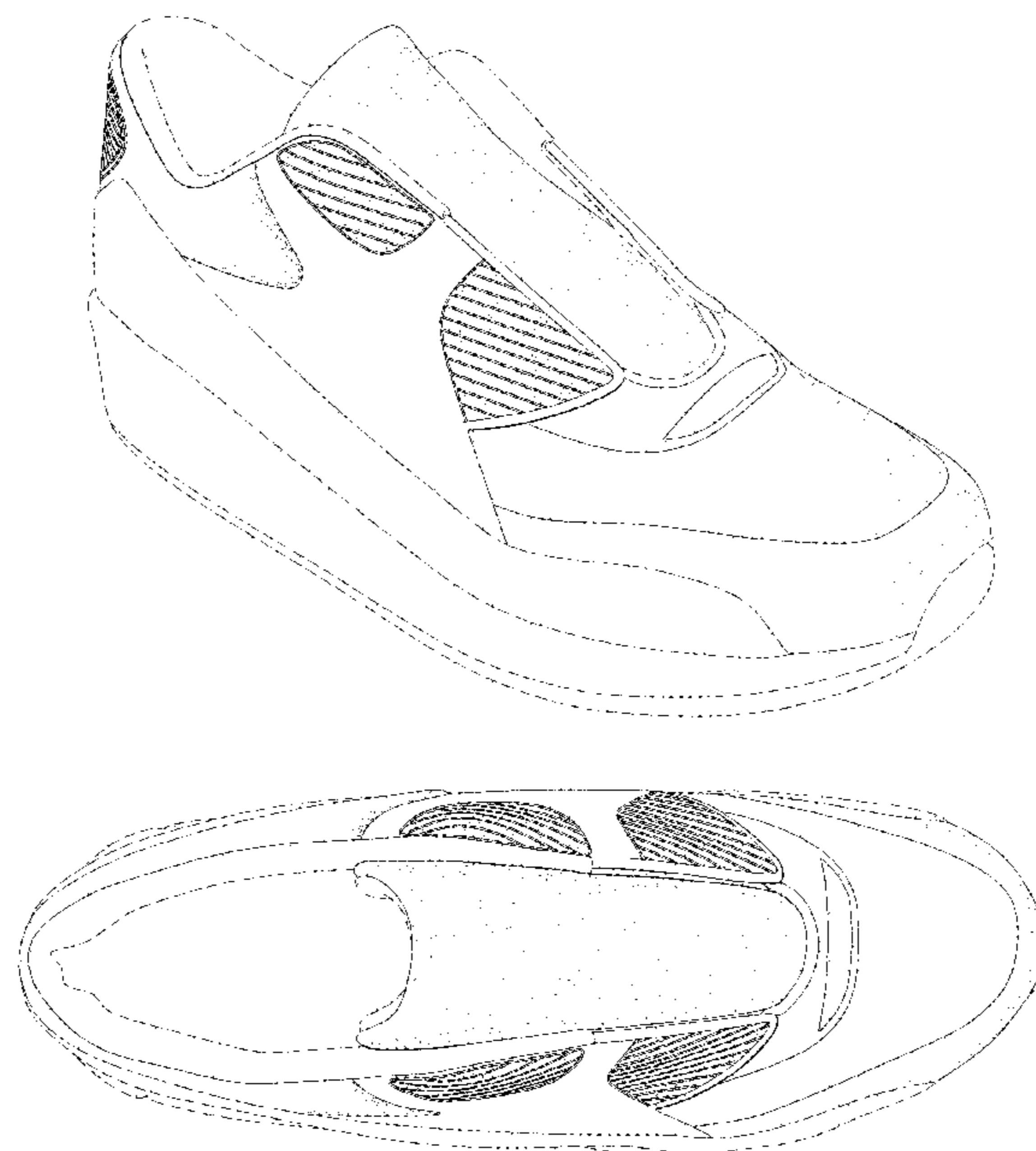
The long and short broken lines are boundary lines, which define bounds of the claimed design. These boundaries do not exist in reality in the article embodying the design. It is understood that the claimed design extends to these boundaries but does not include the boundaries. The evenly spaced broken lines showing the rest of the shoe beyond the claimed design and the unshaded regions therein are for environmental purposes only and form no part of the claimed design.

(56) **References Cited**

U.S. PATENT DOCUMENTS

- D263,643 S * 4/1982 Vermonet D2/908
- D440,756 S * 4/2001 Cooper D2/972
- D441,181 S * 5/2001 Morgan D2/972
- D467,062 S * 12/2002 Delgorgue D2/972
- D482,860 S * 12/2003 Yun D2/972
- D502,799 S * 3/2005 Matis D2/969
- D508,767 S * 8/2005 Hatfield D2/972
- D512,476 S * 12/2005 Howard D2/972
- D526,772 S * 8/2006 Cass D2/972

1 Claim, 5 Drawing Sheets



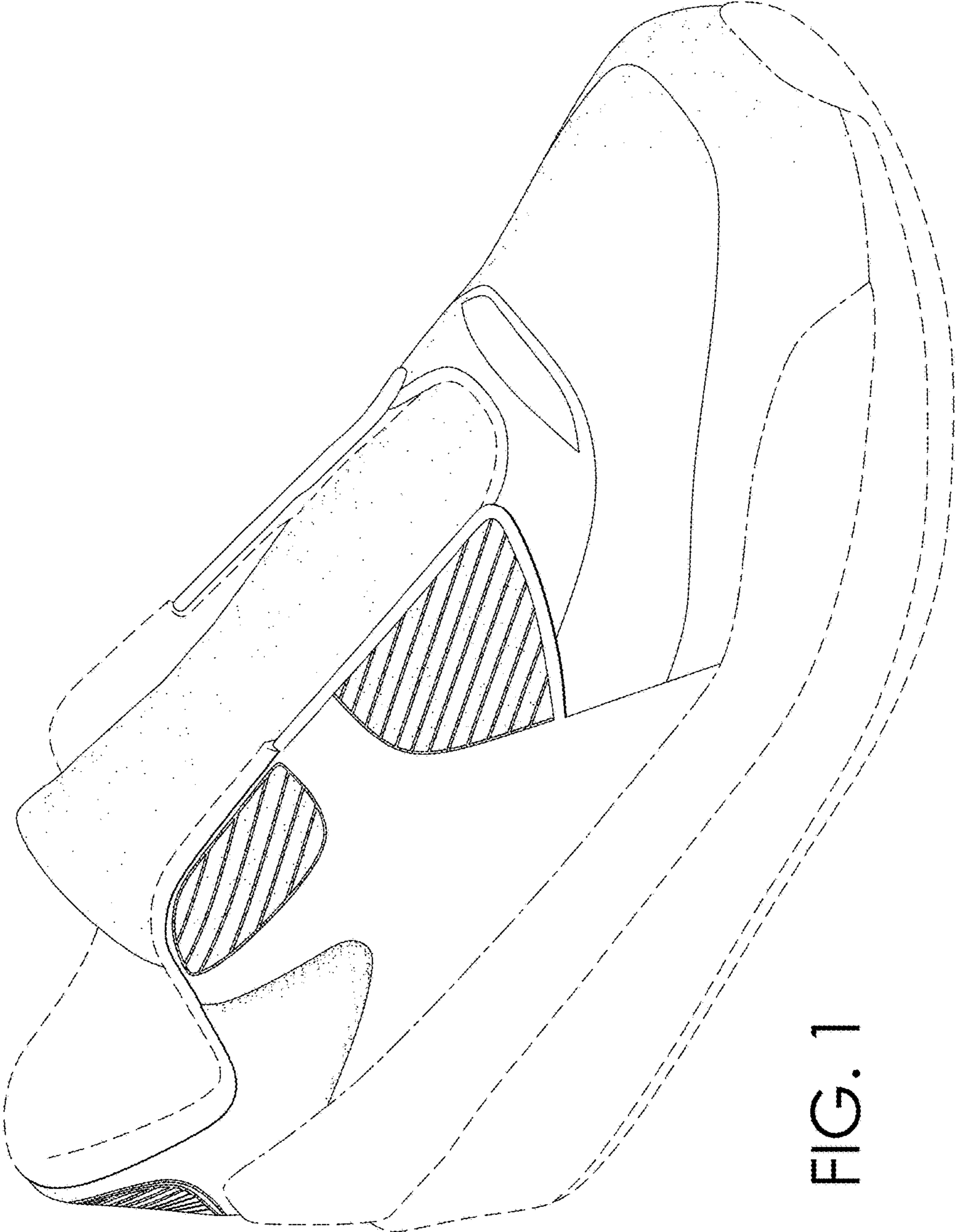


FIG. 1

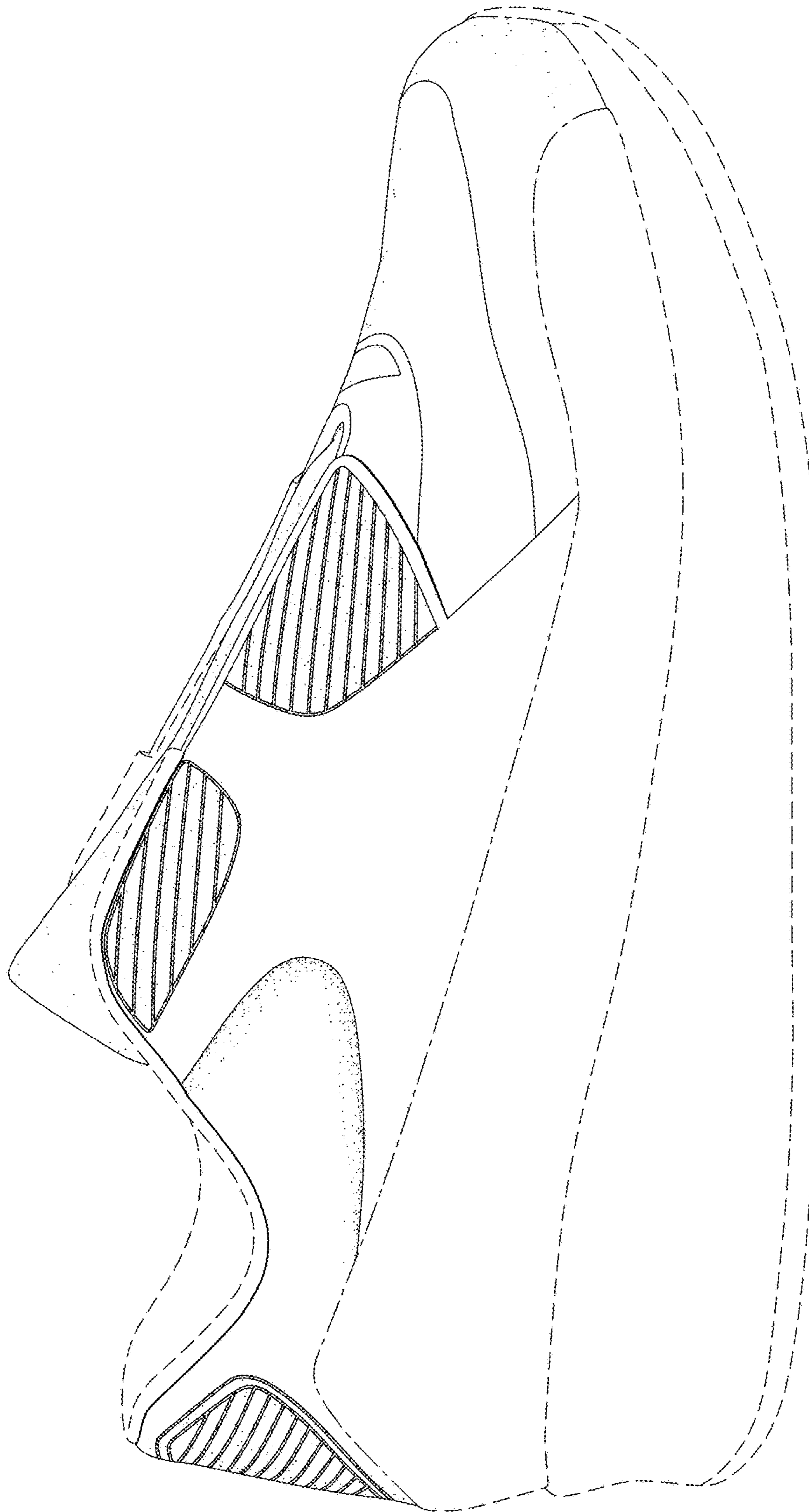


FIG. 2

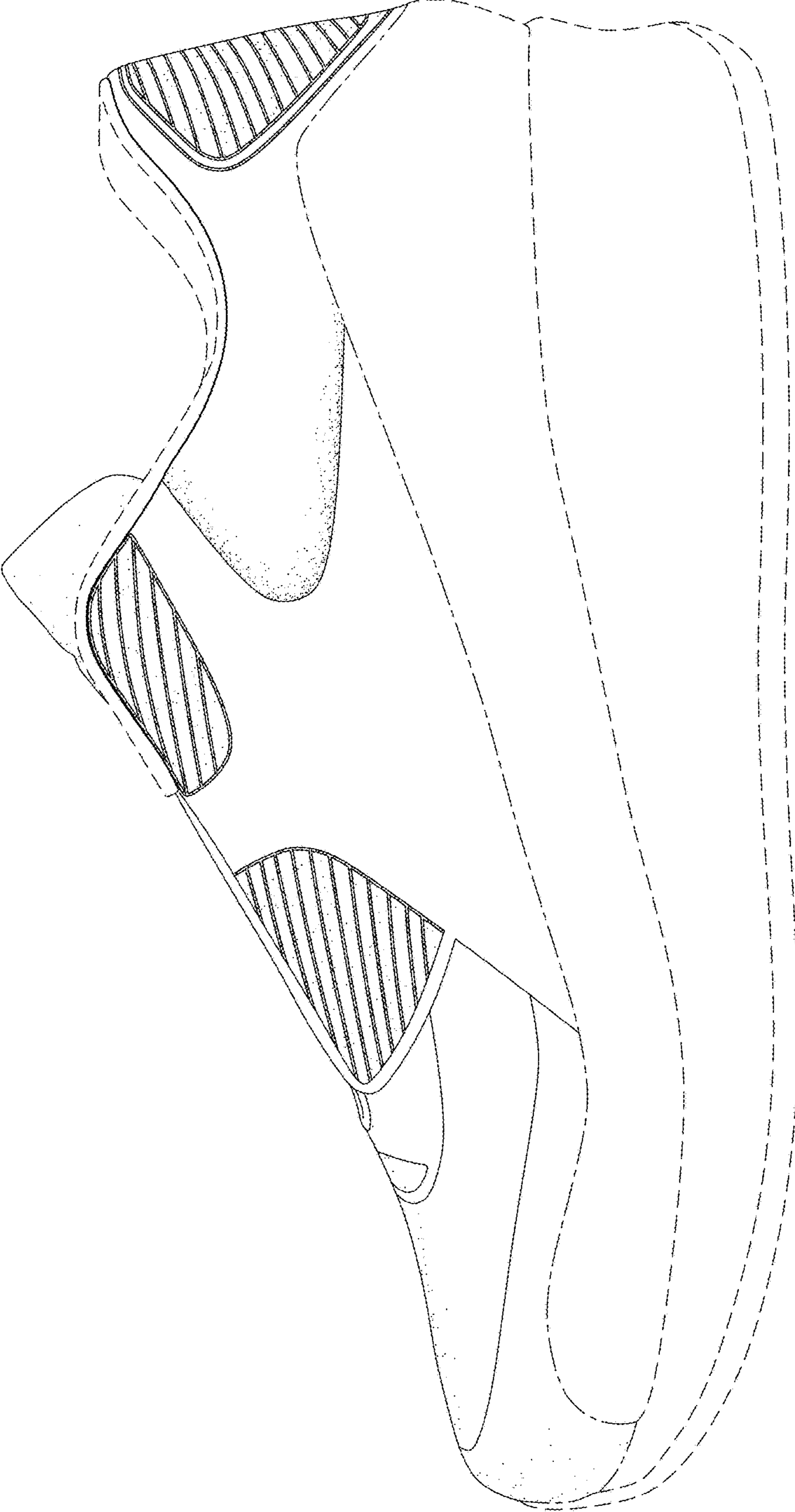


FIG. 3

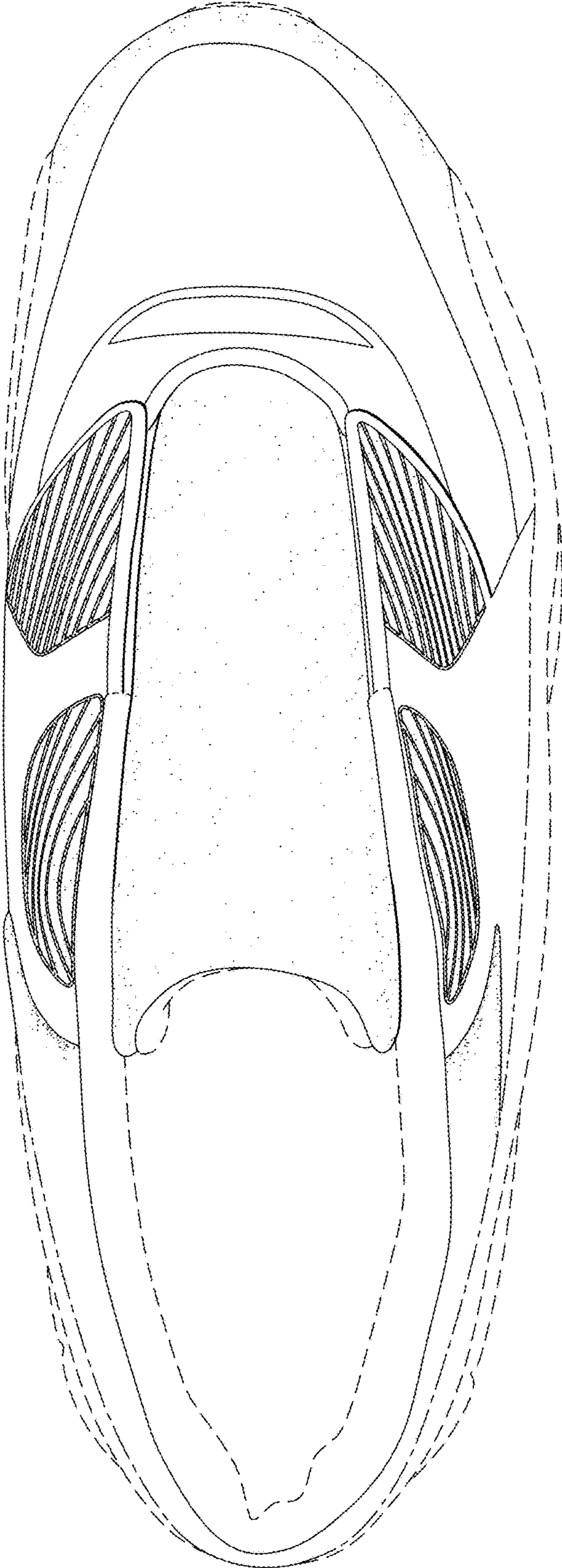


FIG. 4

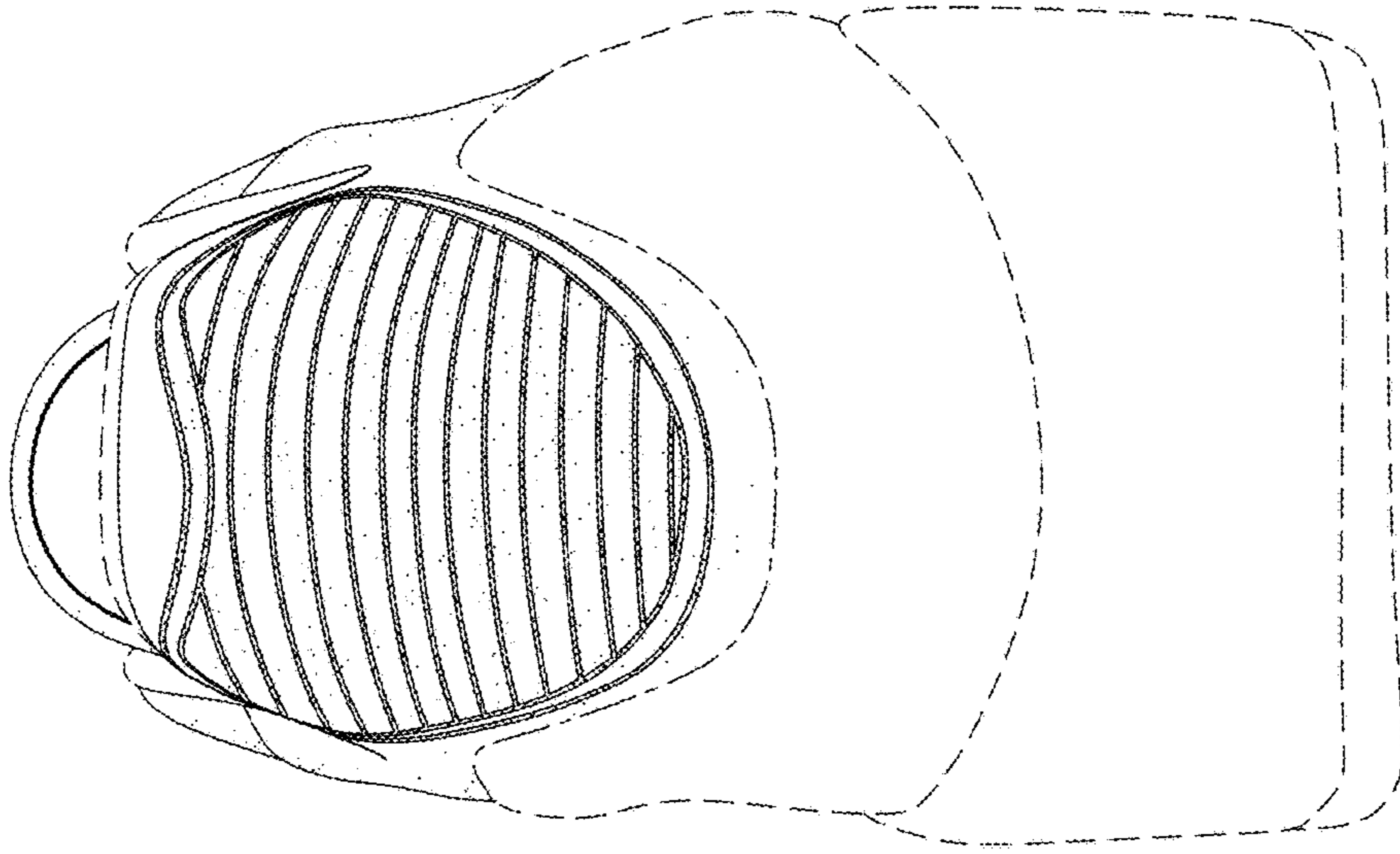


FIG. 5

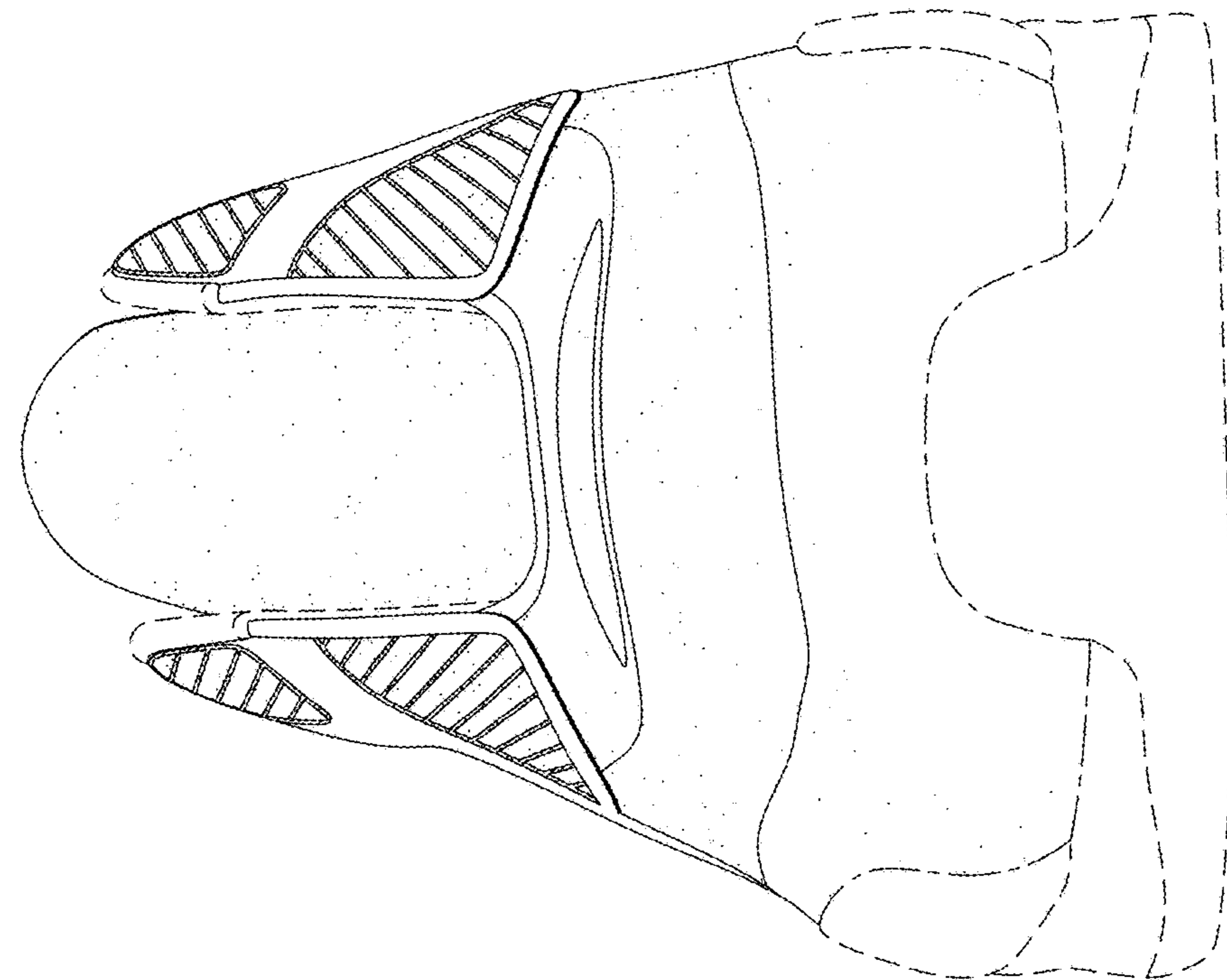


FIG. 6

UNITED STATES PATENT AND TRADEMARK OFFICE
CERTIFICATE OF CORRECTION

PATENT NO. : D780,424 S
APPLICATION NO. : 29/532611
DATED : March 7, 2017
INVENTOR(S) : Abe et al.

Page 1 of 1

It is certified that error appears in the above-identified patent and that said Letters Patent is hereby corrected as shown below:

On the Title Page

Item (57), under DESCRIPTION Line 6:
“thereof; and,” should read --thereof; and--.

Signed and Sealed this
Second Day of May, 2017



Michelle K. Lee
Director of the United States Patent and Trademark Office