



US00D780421S

(12) **United States Design Patent** (10) **Patent No.:** **US D780,421 S**  
**Williams, Jr.** (45) **Date of Patent:** **\*\* Mar. 7, 2017**

(54) **SHOE OUTSOLE**  
(71) Applicant: **NIKE, Inc.**, Beaverton, OR (US)  
(72) Inventor: **Robert C. Williams, Jr.**, Tigard, OR (US)  
(73) Assignee: **NIKE, Inc.**, Beaverton, OR (US)  
(\*\*) Term: **15 Years**  
(21) Appl. No.: **29/536,305**  
(22) Filed: **Aug. 14, 2015**  
(51) **LOC (10) Cl.** ..... **02-04**  
(52) **U.S. Cl.**  
USPC ..... **D2/959; D2/951; D2/954**  
(58) **Field of Classification Search**  
USPC ..... D2/902, 906, 908, 916, 918, 925,  
D2/946-962, 977; 36/3 B, 22 R, 24.5,  
36/25 R, 28, 32 R, 34 R, 59 C, 67 A, 103  
CPC ..... A43B 13/00; A43B 13/02; A43B 13/023;  
A43B 13/026; A43B 13/04; A43B 13/08;  
A43B 13/10; A43B 13/12; A43B 13/14;  
A43B 13/141; A43B 13/143; A43B  
13/16; A43B 13/18; A43B 13/181; A43B  
13/187; A43B 13/189; A43B 13/20; A43B  
13/22; A43B 13/223; A43B 13/24; A43B  
13/28; A43B 13/30; A43B 13/32; A43B  
13/34; A43B 13/36  
See application file for complete search history.

(56) **References Cited**  
U.S. PATENT DOCUMENTS  
D94,079 S 12/1934 Fowler  
D123,586 S 11/1940 Cowen  
D281,286 S 11/1985 Mangini et al.  
D326,766 S 6/1992 Kittle et al.  
D338,325 S 8/1993 Avar

D342,605 S 12/1993 Nichol, Jr.  
D344,403 S 2/1994 O'Rorke  
D345,453 S 3/1994 Carpenter  
D356,884 S \* 4/1995 Ho ..... D2/902  
D357,346 S 4/1995 Ho  
D391,046 S 2/1998 Blakeslee  
D395,340 S 6/1998 Tresser  
D404,901 S 2/1999 Blakeslee  
D415,339 S 10/1999 Rombis  
D495,479 S 9/2004 McDowell  
D496,778 S 10/2004 Le  
D501,707 S 2/2005 Nakano  
D527,172 S 8/2006 Burg  
D546,533 S 7/2007 Chen  
D553,834 S 10/2007 Nakano  
D560,335 S 1/2008 Turner et al.  
D586,544 S 2/2009 Fuerst  
D601,334 S 10/2009 Werman  
D620,244 S 7/2010 Taestensen

(Continued)

*Primary Examiner* — T. Chase Nelson  
(74) *Attorney, Agent, or Firm* — Banner & Witcoff, Ltd.

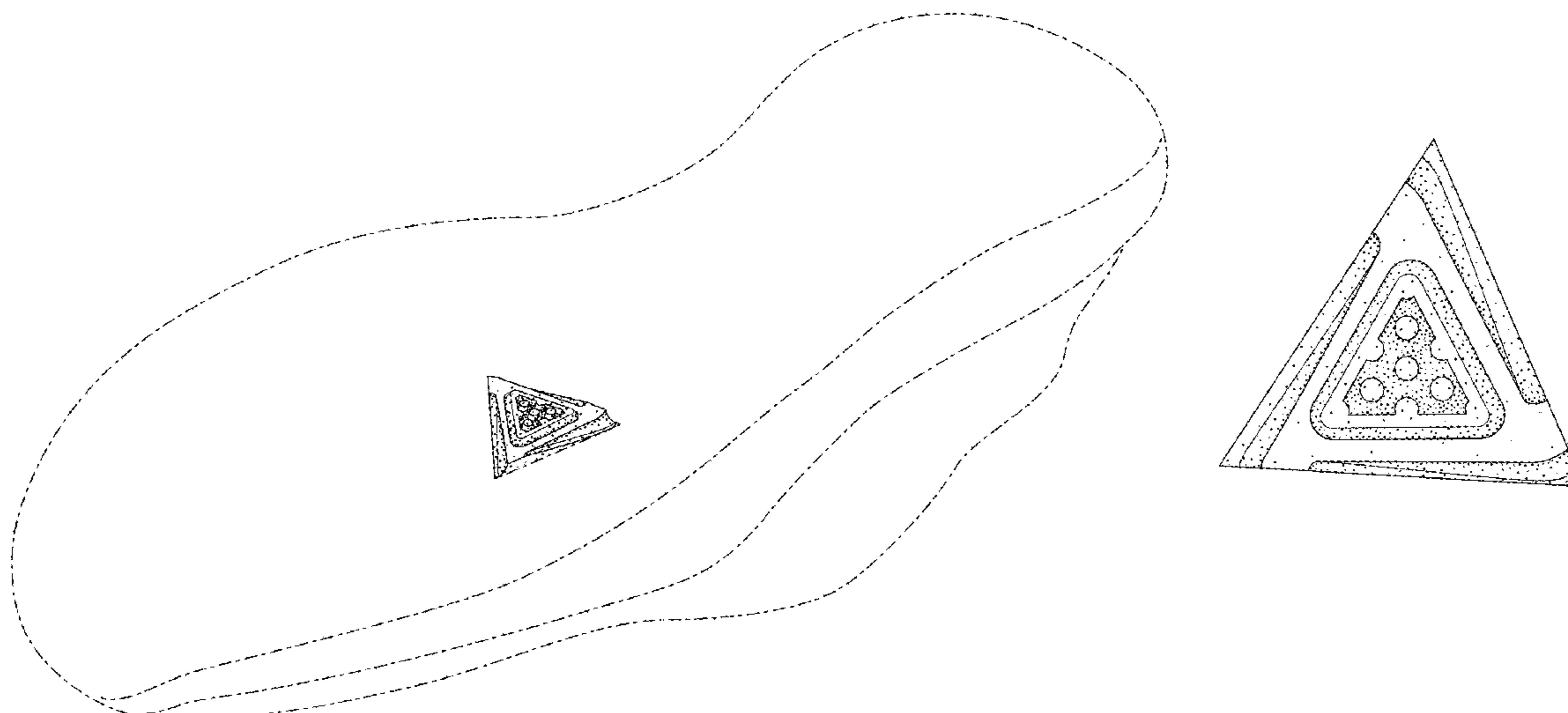
(57) **CLAIM**

The ornamental design for a shoe outsole, as shown and described.

**DESCRIPTION**

FIG. 1 is a front perspective view of a shoe outsole showing my new design;  
FIG. 2 is a bottom view thereof;  
FIG. 3 is a rear perspective view thereof; and,  
FIGS. 4-6 are enlarged views of FIGS. 1-3, respectively, with unclaimed subject matter omitted.  
The broken lines immediately adjacent to the shaded area represent unclaimed boundaries of the design. The broken lines showing the remainder of the shoe in FIGS. 1-3 are for environmental purposes only and form no part of the claimed design.

**1 Claim, 4 Drawing Sheets**



(56)

**References Cited**

U.S. PATENT DOCUMENTS

D625,500	S	*	10/2010	Dekovic	.....	D2/951
D654,259	S		2/2012	Hatfield		
D677,453	S		3/2013	Sakai		
D681,319	S	*	5/2013	Schwartz	.....	D2/926
D683,118	S		5/2013	Pauk		
D690,920	S		10/2013	Petrie		
D694,502	S		12/2013	Rasmussen		
D695,503	S		12/2013	Madore		
D702,430	S		4/2014	Nascimento		
D708,831	S		7/2014	Petrie		
D717,034	S		11/2014	Bramani		
D727,005	S	*	4/2015	Portzline	.....	D2/951
D728,913	S		5/2015	Lubart		
D740,008	S	*	10/2015	Wollo	.....	D2/961
D765,360	S	*	9/2016	Petrie	.....	D2/947
D769,596	S	*	10/2016	Hardman	.....	D2/951

\* cited by examiner

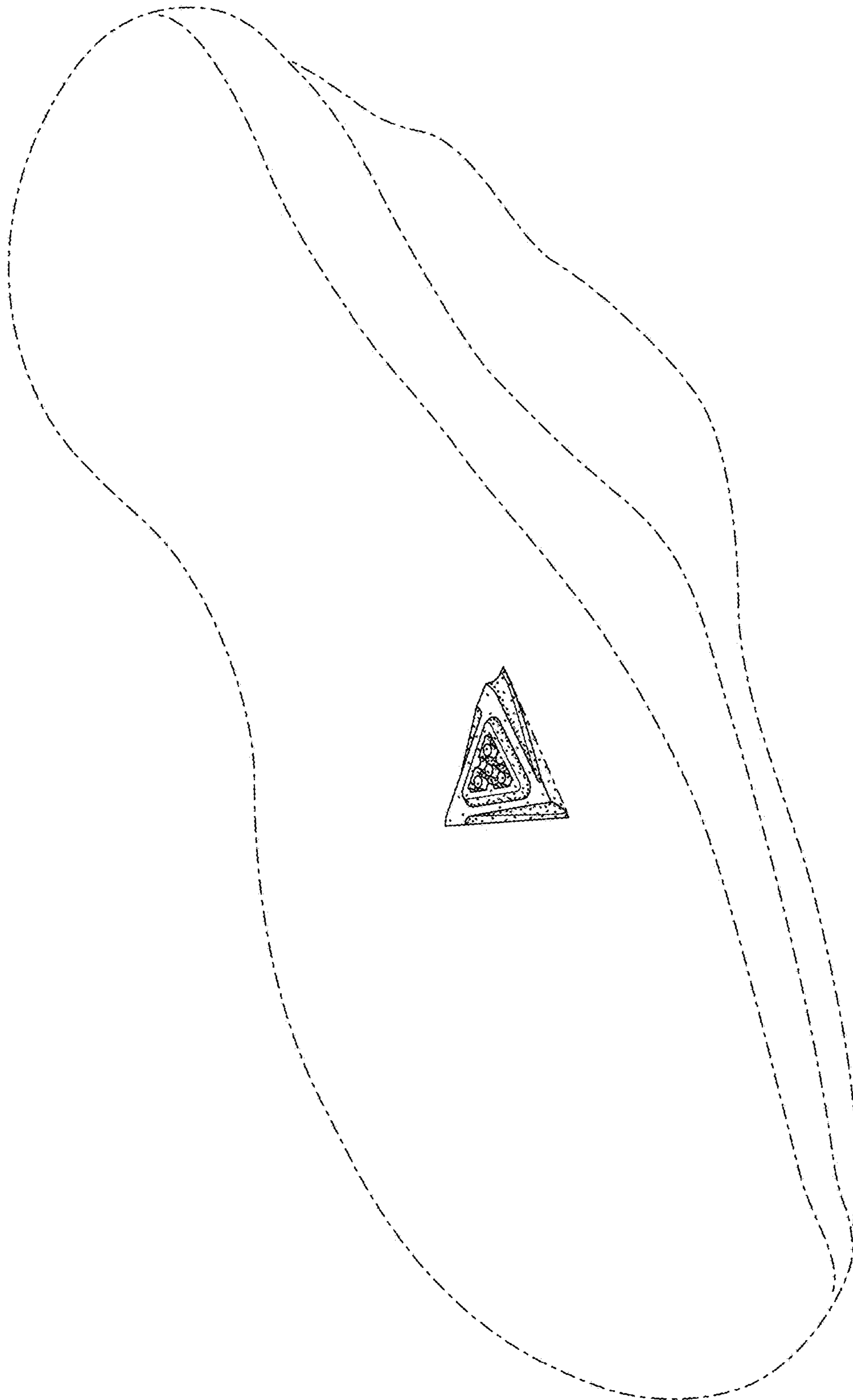


FIG. 1

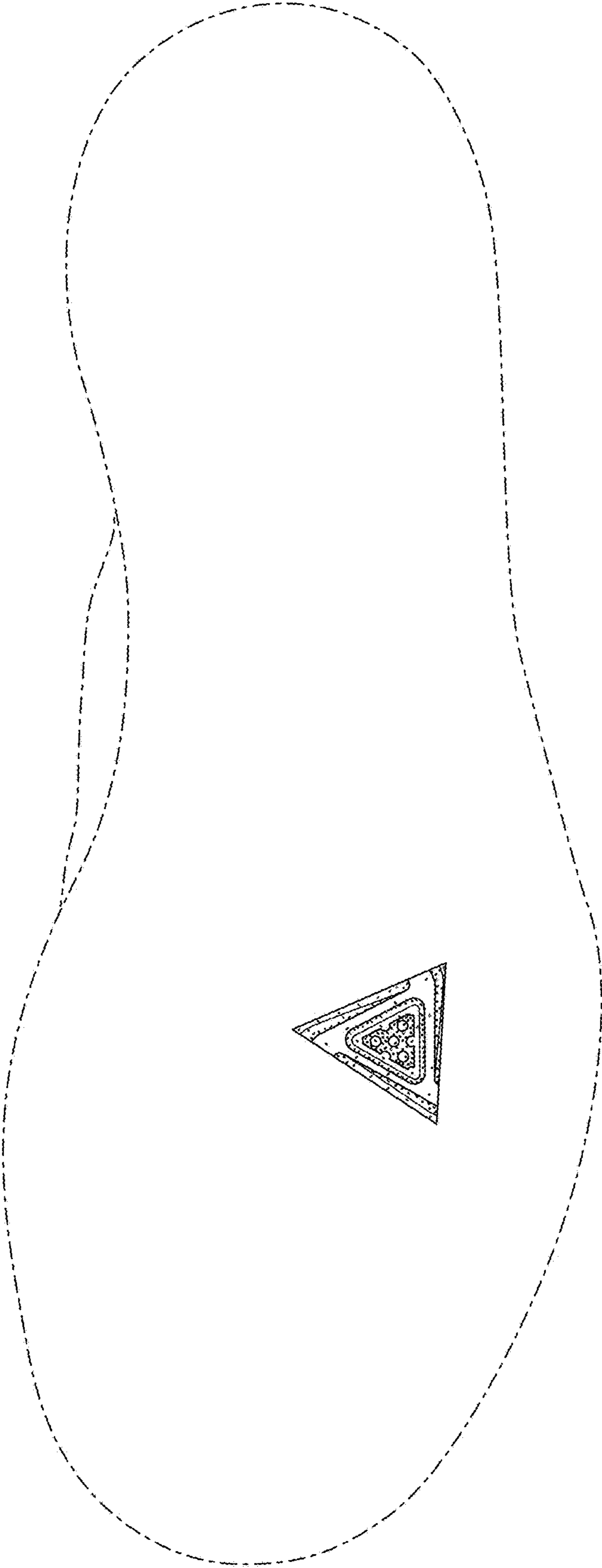


FIG. 2

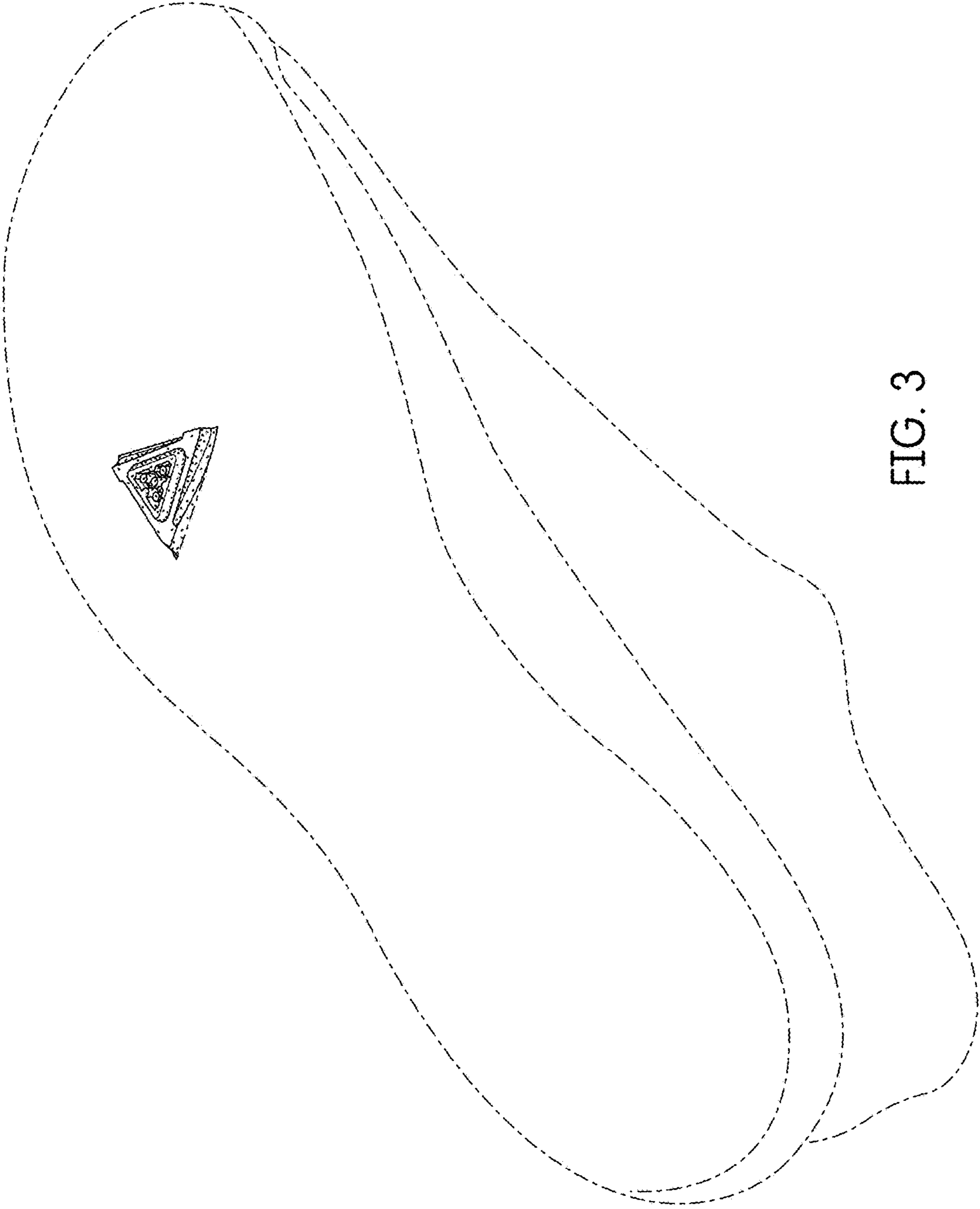


FIG. 3

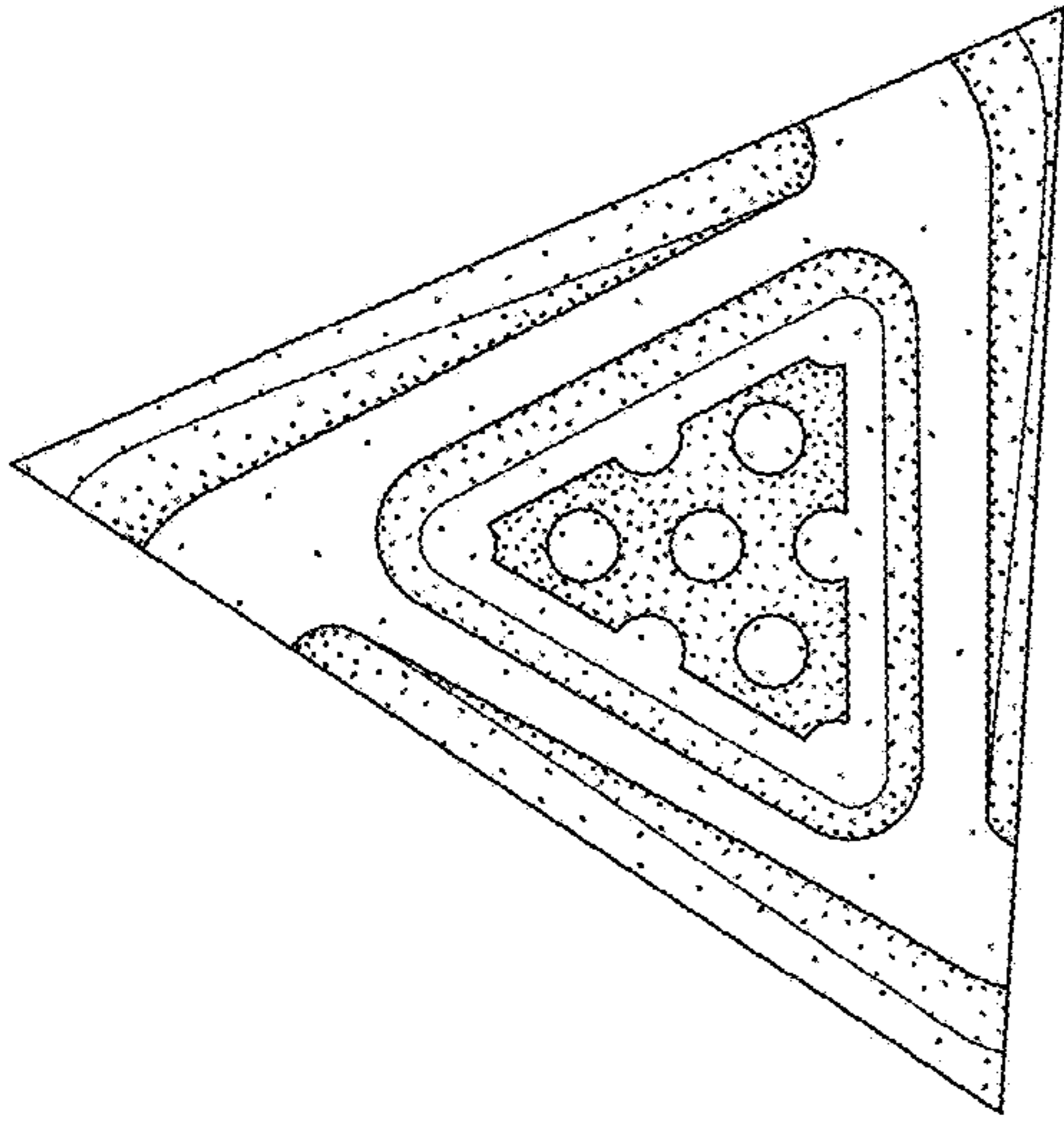


FIG. 5

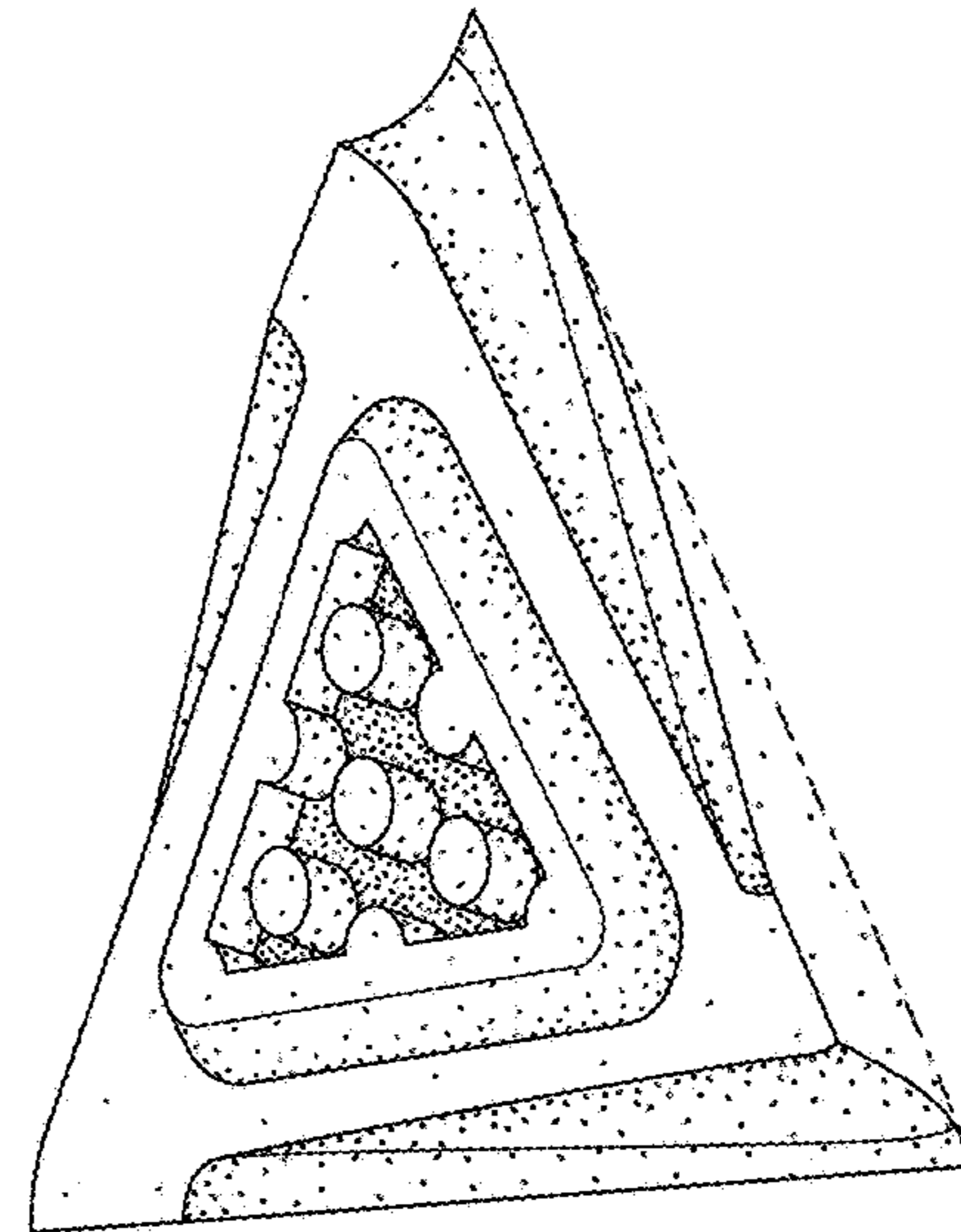


FIG. 4

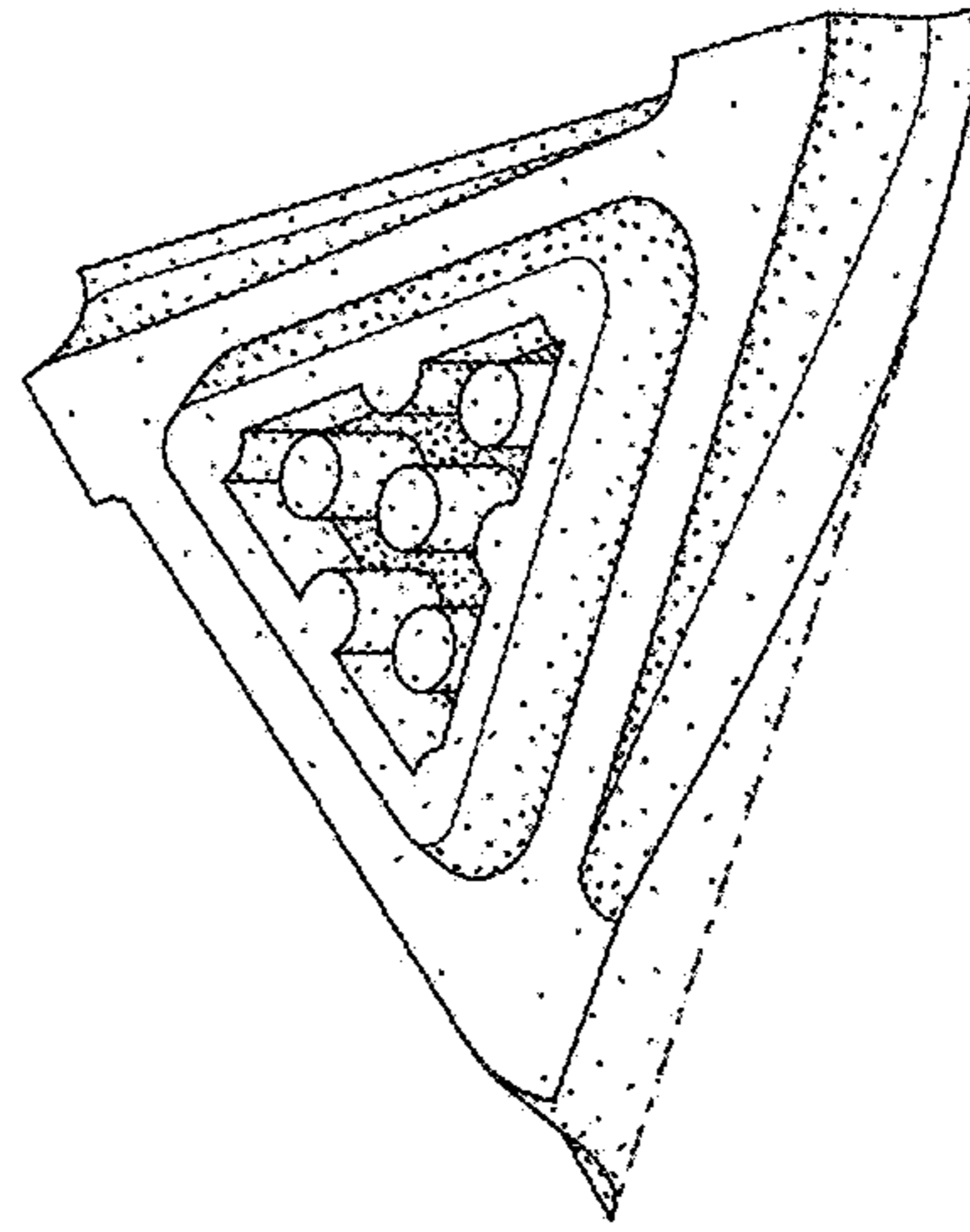


FIG. 6