



US00D780420S

(12) **United States Design Patent**
Williams, Jr.

(10) **Patent No.:** **US D780,420 S**
(45) **Date of Patent:** **** Mar. 7, 2017**

(54) **SHOE OUTSOLE**

(71) Applicant: **NIKE, Inc.**, Beaverton, OR (US)

(72) Inventor: **Robert C. Williams, Jr.**, Tigard, OR (US)

(73) Assignee: **NIKE, Inc.**, Beaverton, OR (US)

(**) Term: **15 Years**

(21) Appl. No.: **29/536,301**

(22) Filed: **Aug. 14, 2015**

(51) **LOC (10) Cl.** **02-04**

(52) **U.S. Cl.**
USPC **D2/959; D2/951; D2/957**

(58) **Field of Classification Search**

USPC D2/902, 906, 908, 916, 918, 925,
D2/946-962, 977; 36/3 B, 22 R, 24.5,
36/25 R, 28, 32 R, 34 R, 59 C, 67 A, 103
CPC A43B 13/00; A43B 13/02; A43B 13/023;
A43B 13/026; A43B 13/04; A43B 13/08;
A43B 13/10; A43B 13/12; A43B 13/14;
A43B 13/141; A43B 13/143; A43B
13/16; A43B 13/18; A43B 13/181; A43B
13/187; A43B 13/189; A43B 13/20; A43B
13/22; A43B 13/223; A43B 13/24; A43B
13/28; A43B 13/30; A43B 13/32; A43B
13/34; A43B 13/36

See application file for complete search history.

(56) **References Cited**

U.S. PATENT DOCUMENTS

D68,393 S 10/1925 Murray
D115,636 S * 7/1939 Sperry 36/59 C
D278,851 S * 5/1985 Austin D2/955
D281,459 S * 11/1985 Parker D2/959
D328,518 S 8/1992 Kiyosawa

D356,663 S 3/1995 Ueda
D370,993 S 6/1996 Mangee
D404,901 S 2/1999 Blakeslee
D412,239 S * 7/1999 Sorofman D2/959
D457,293 S * 5/2002 Maurer D2/947
D463,901 S * 10/2002 Adams D2/951
D507,401 S 7/2005 Sedlbauer
D569,082 S 5/2008 Hatfield et al.
D569,088 S * 5/2008 Poetsch D2/949
D569,590 S 5/2008 Hatfield et al.
D572,462 S 7/2008 Hatfield et al.
D633,286 S 3/2011 Skaja
D633,287 S 3/2011 Skaja
D650,159 S 12/2011 Avar
D676,224 S 2/2013 Marshall
D677,453 S * 3/2013 Sakai D2/951
D680,725 S 4/2013 Avar et al.
D682,524 S * 5/2013 James D2/951
D684,347 S * 6/2013 Chang D2/951
D688,445 S 8/2013 Taylor

(Continued)

Primary Examiner — T. Chase Nelson

(74) *Attorney, Agent, or Firm* — Banner & Witcoff, Ltd.

(57)

CLAIM

The ornamental design for a shoe outsole, as shown and described.

DESCRIPTION

FIG. 1 is a rear perspective view of a shoe outsole showing my new design;

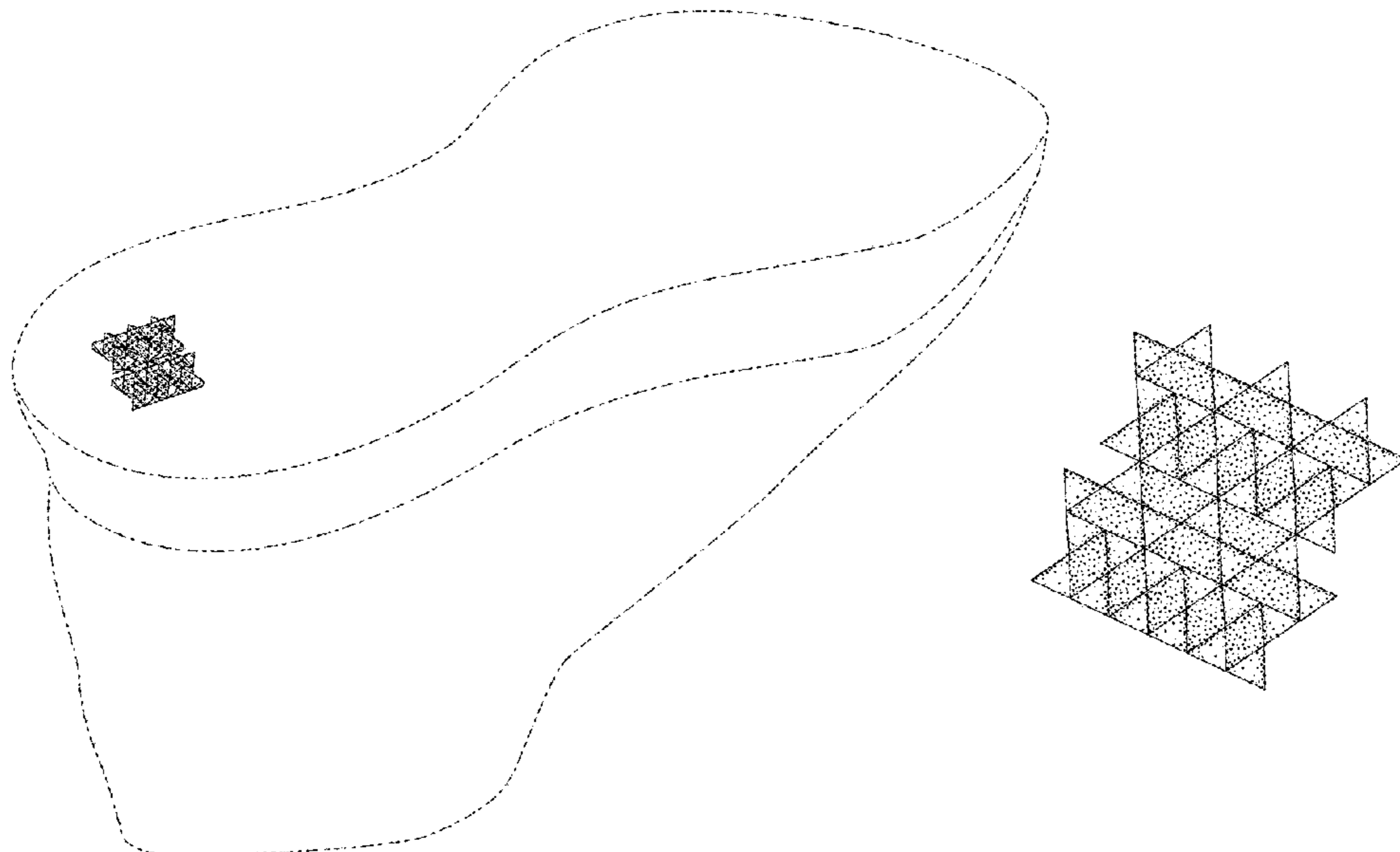
FIG. 2 is a bottom view thereof;

FIG. 3 is a second rear perspective view thereof; and,

FIGS. 4-6 are enlarged views of the claimed area shown in FIGS. 1-3, respectively, with unclaimed subject matter omitted.

The broken lines showing the remainder of the shoe in FIGS. 1-3 are for environmental purposes only and form no part of the claimed design.

1 Claim, 4 Drawing Sheets



(56)

References Cited

U.S. PATENT DOCUMENTS

8,505,219	B2 *	8/2013	Avar	A43B 5/06 36/102
D689,680	S *	9/2013	Chang	D2/951
D690,920	S	10/2013	Petrie	
D702,032	S	4/2014	Nakano	
D713,629	S *	9/2014	Petrie	D2/951
D723,777	S *	3/2015	Cin	D2/951
D740,008	S *	10/2015	Wollo	D2/961
D762,366	S *	8/2016	Granger	D2/961
D765,360	S *	9/2016	Petrie	D2/947
D769,596	S *	10/2016	Hardman	D2/951
2012/0233885	A1 *	9/2012	Shaffer	A43B 13/20 36/103

* cited by examiner

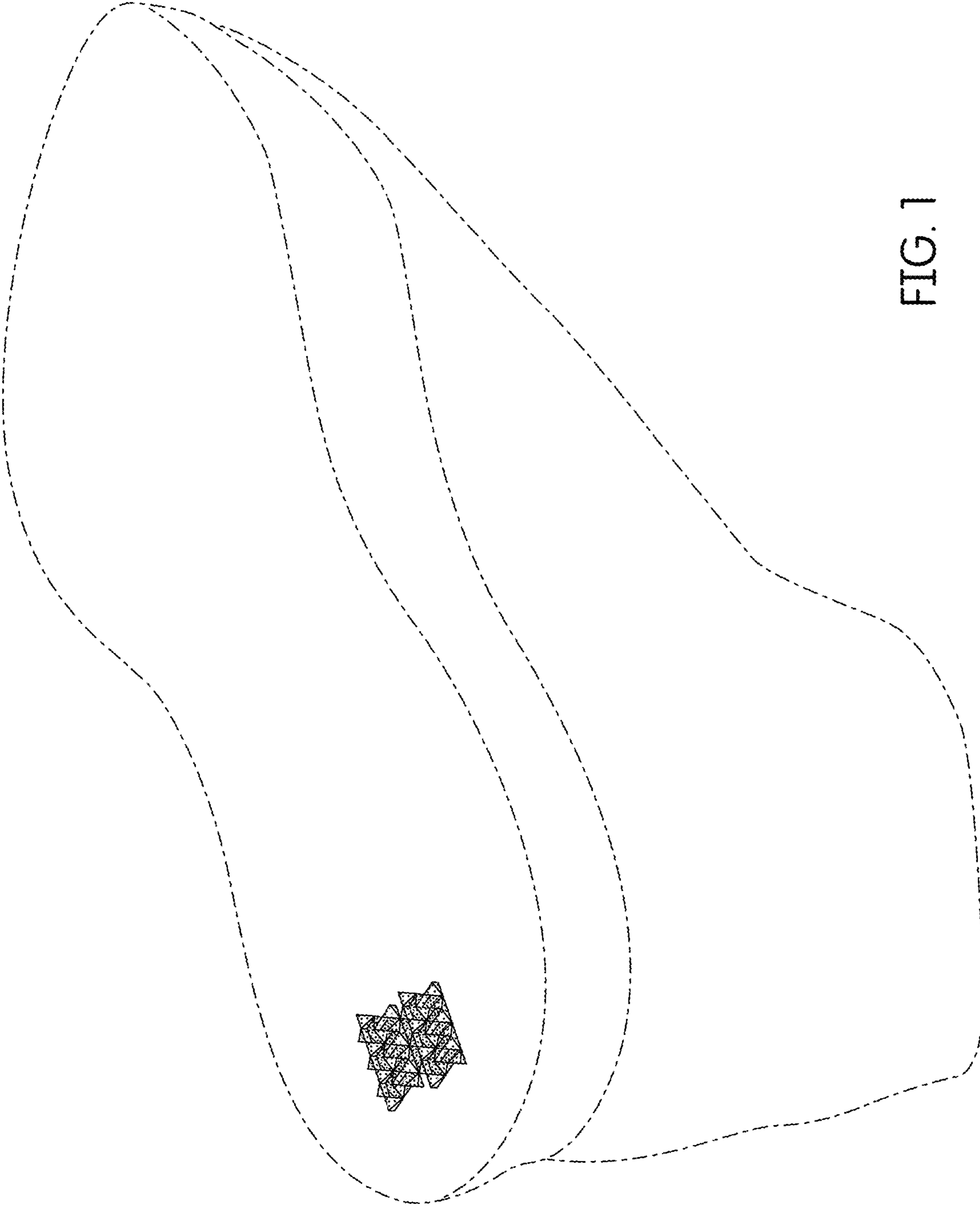


FIG. 1




FIG. 2

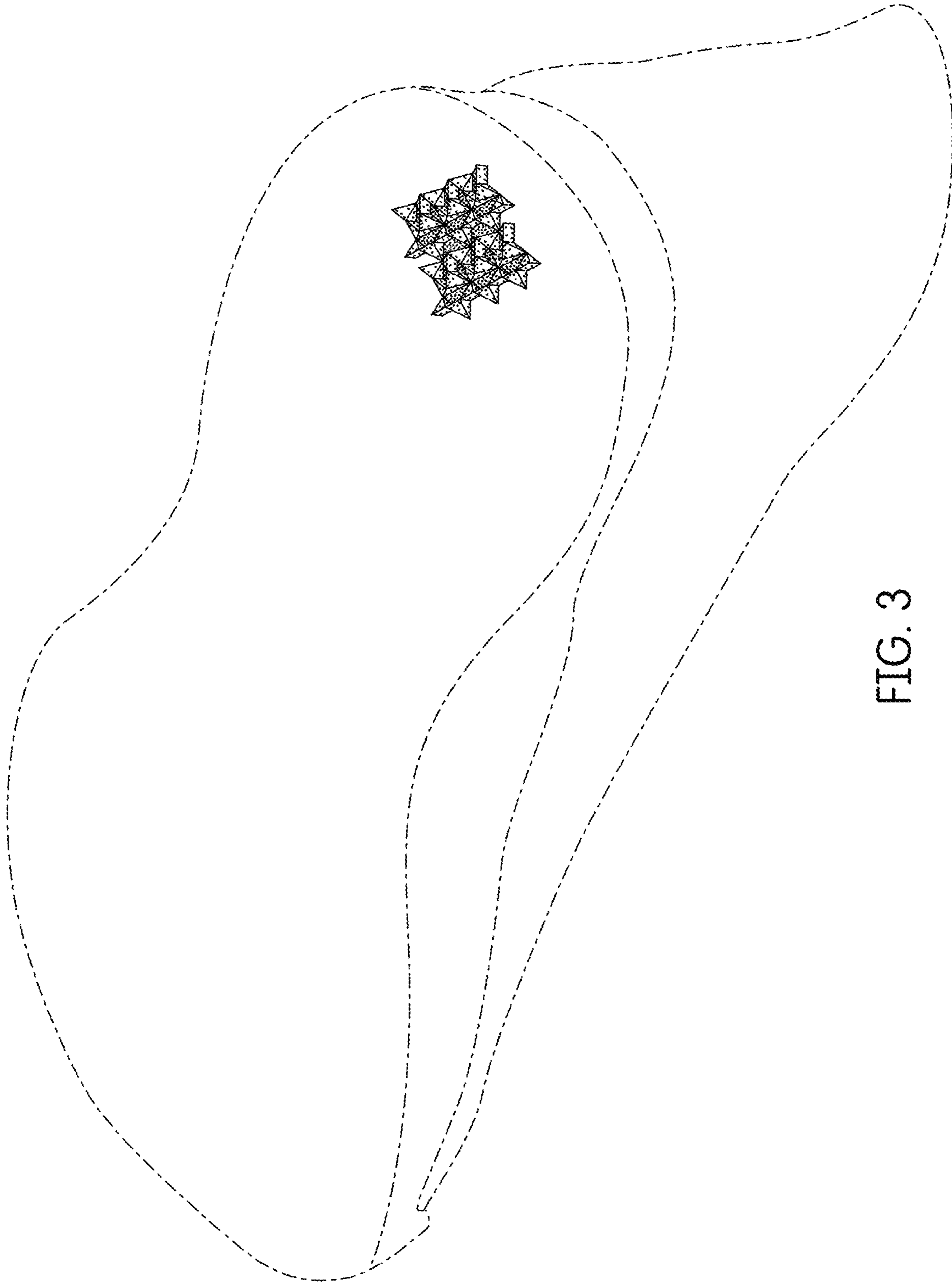


FIG. 3

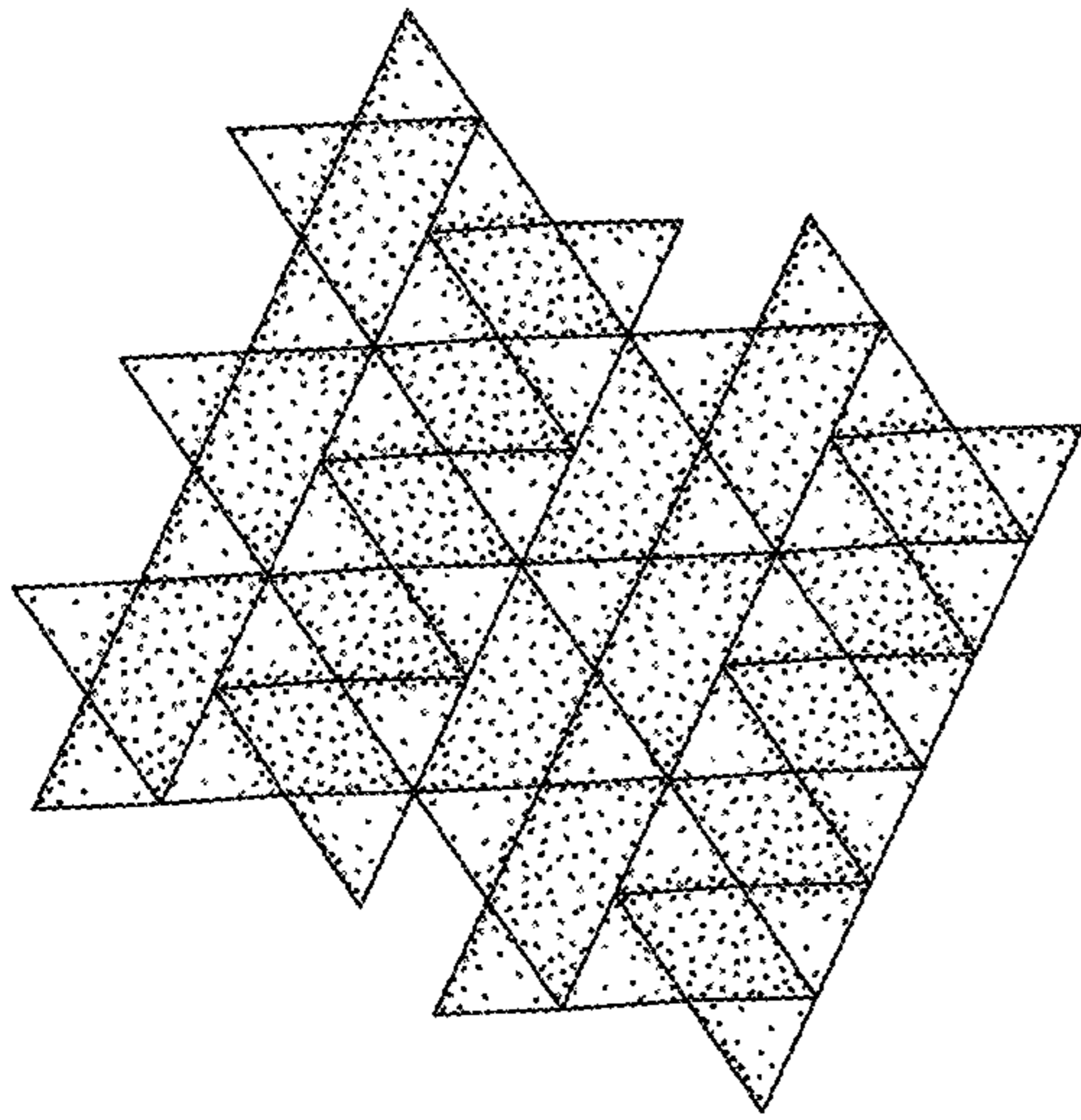


FIG. 5

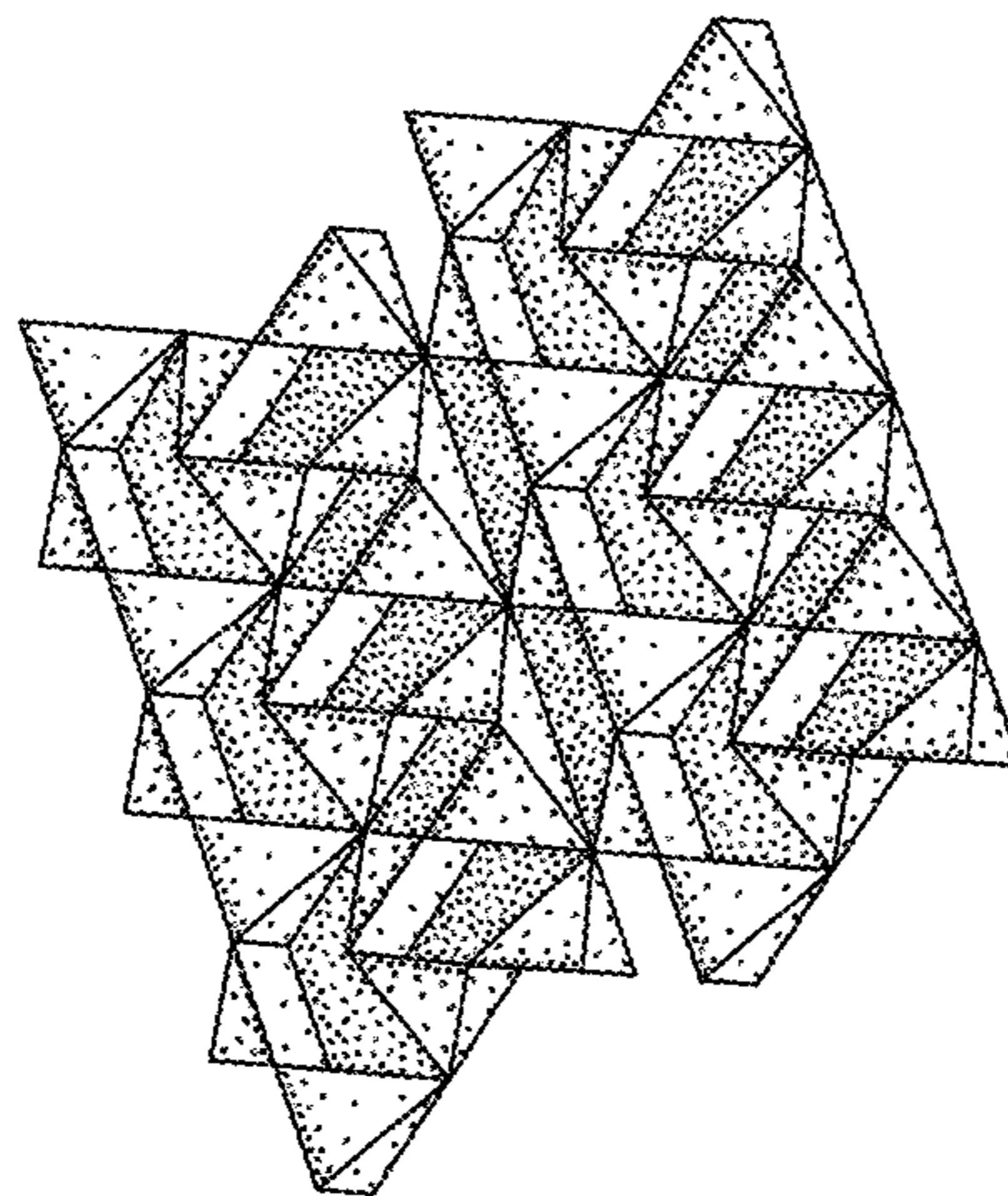


FIG. 4

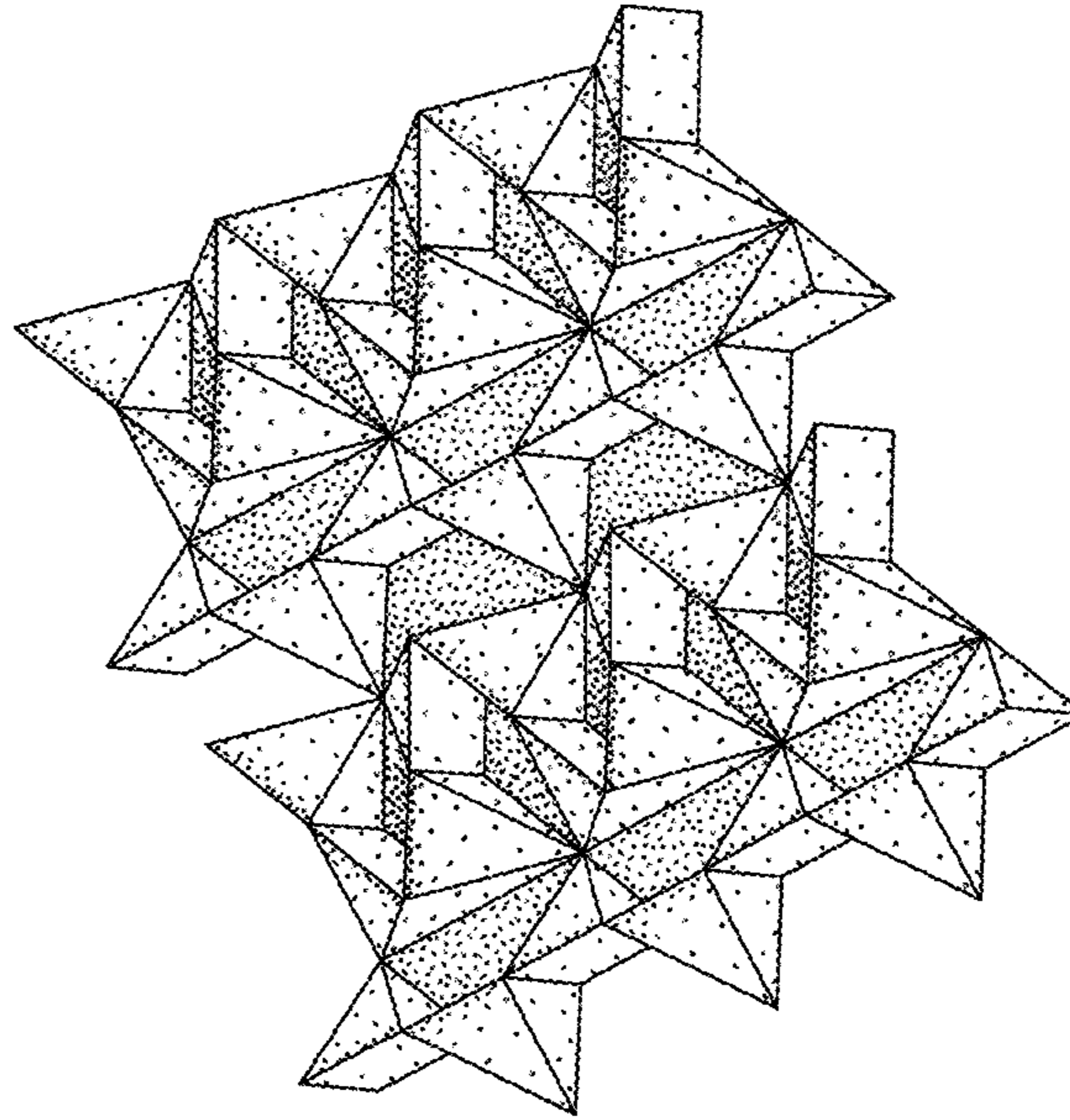


FIG. 6