



US00D780416S

(12) **United States Design Patent**
Huang

(10) **Patent No.:** **US D780,416 S**

(45) **Date of Patent:** **** Mar. 7, 2017**

- (54) **SHOE OUTSOLE BOTTOM**
- (71) Applicant: **Skechers U.S.A., Inc. II**, Manhattan Beach, CA (US)
- (72) Inventor: **Darren Huang**, Long Beach, CA (US)
- (73) Assignee: **SKECHERS U.S.A., INC. II**, Manhattan Beach, CA (US)
- (**) Term: **15 Years**
- (21) Appl. No.: **29/564,588**
- (22) Filed: **May 13, 2016**
- (51) **LOC (10) Cl.** **02-04**
- (52) **U.S. Cl.**
USPC **D2/952**; D2/948; D2/951; D2/957
- (58) **Field of Classification Search**
USPC D2/902, 906, 908, 916, 918, 925, D2/946-962, 977; 36/3 B, 22 R, 24.5, 36/25 R, 28, 32 R, 34 R, 59 C, 67 A, 103
CPC A43B 13/00; A43B 13/02; A43B 13/023; A43B 13/026; A43B 13/04; A43B 13/08; A43B 13/10; A43B 13/12; A43B 13/14; A43B 13/141; A43B 13/143; A43B 13/16; A43B 13/18; A43B 13/181; A43B 13/187; A43B 13/189; A43B 13/20; A43B 13/22; A43B 13/223; A43B 13/24; A43B 13/28; A43B 13/30; A43B 13/32; A43B 13/34; A43B 13/36
See application file for complete search history.

(56) **References Cited**
U.S. PATENT DOCUMENTS

D57,874 S	5/1921	Trimboli
D80,875 S	4/1930	Bannister
D89,021 S	1/1933	Brockman
D149,698 S	5/1948	Shaffer et al.
D200,091 S	1/1965	Meredith

D225,595 S	12/1972	McCarthy	
4,069,601 A *	1/1978	Robbins	A43B 13/12 36/104
D253,796 S	1/1980	Wechsler	
D253,797 S	1/1980	Wechsler	
D335,568 S	5/1993	Kilgore	
D386,592 S *	11/1997	Lucas	D2/948
D393,345 S *	4/1998	Clegg	D11/70
D402,445 S *	12/1998	Duan	D2/916
D466,273 S	12/2002	Byrd	
D467,059 S	12/2002	Byrd	
D473,696 S	4/2003	Mangee	
D487,614 S	3/2004	Le	
D492,098 S	6/2004	Magro	
D504,756 S *	5/2005	Adams	D2/952
D511,609 S	11/2005	Magro et al.	
D534,341 S	1/2007	Choi	
D550,432 S	9/2007	Belley et al.	
D551,436 S *	9/2007	Zimmer	D2/957
D551,979 S *	10/2007	Daniels	D9/456

(Continued)

Primary Examiner — T. Chase Nelson

(74) *Attorney, Agent, or Firm* — Marshall A. Lemer; Marvin H. Kleinberg; Kleinberg & Lerner, LLP

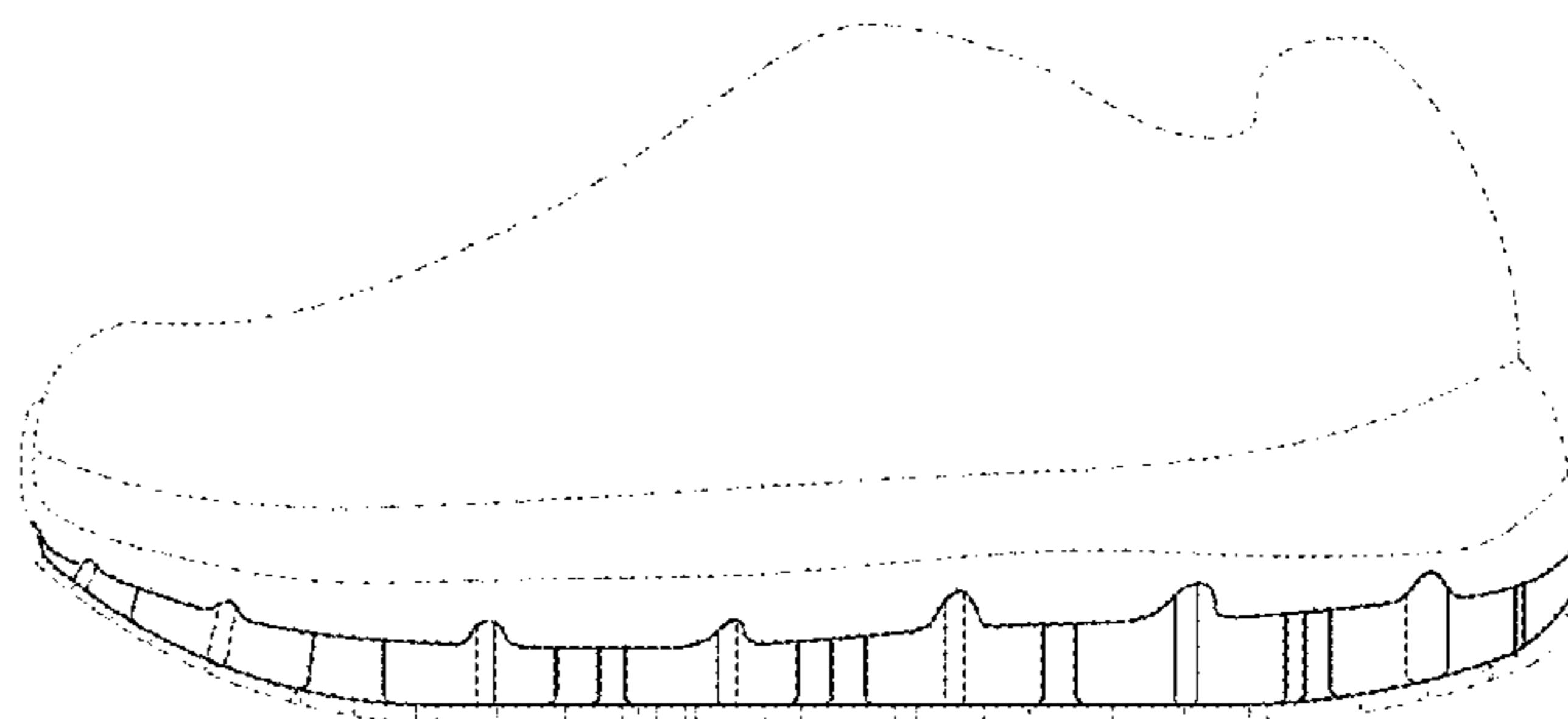
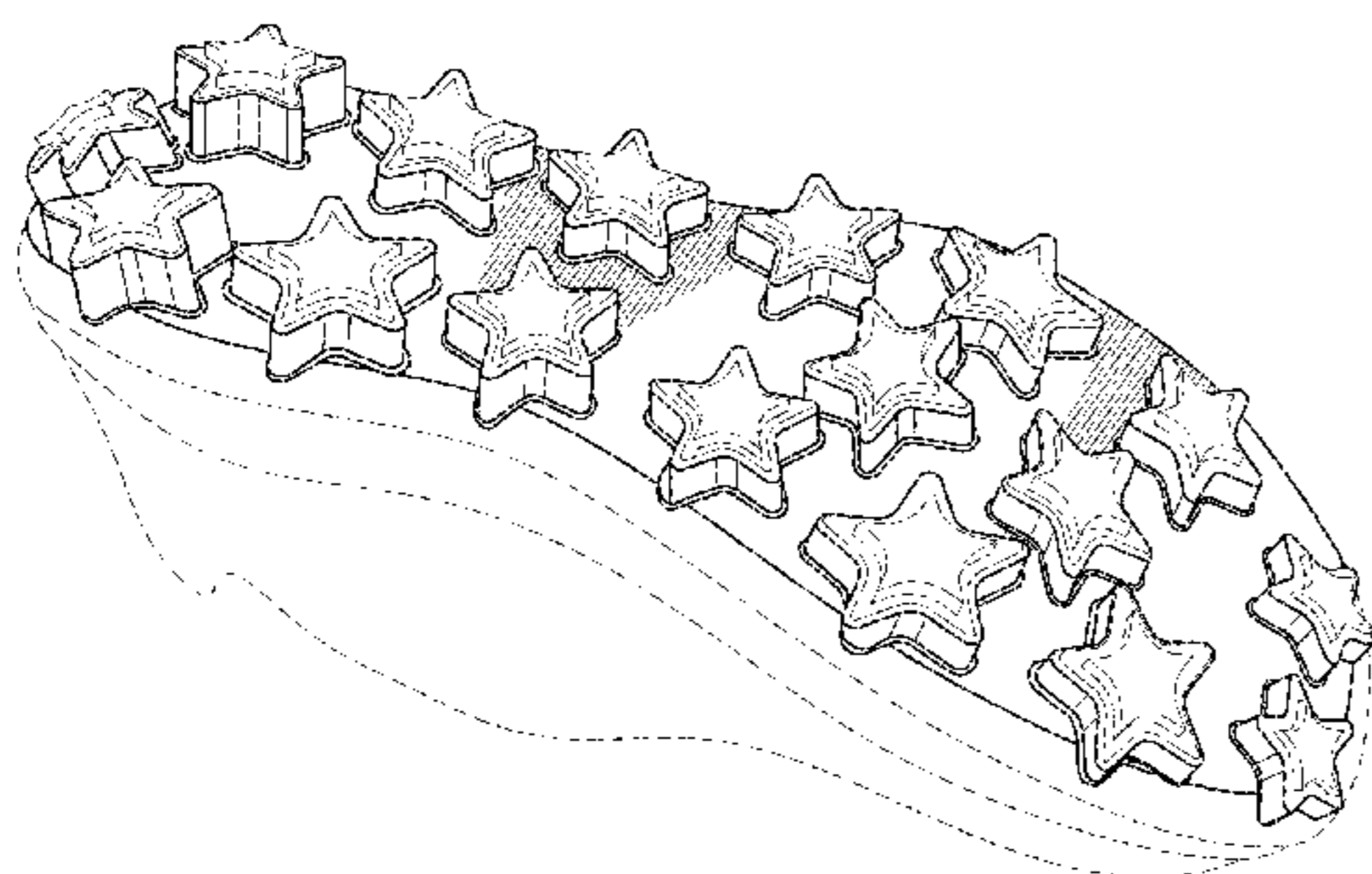
(57) **CLAIM**

The ornamental design for a shoe outsole bottom, as shown and described.

DESCRIPTION

FIG. 1 is a perspective view of a shoe outsole bottom in accordance with my new design.
 FIG. 2 is a left side view thereof;
 FIG. 3 is a right side view thereof;
 FIG. 4 is a top plan view thereof;
 FIG. 5 is bottom plan view thereof;
 FIG. 6 is a rear elevation view thereof; and,
 FIG. 7 is a front elevation view thereof.
 Broken lines showing the remainder of the shoe in the figures are for illustrative purposes only and form no part of the claimed invention.

1 Claim, 6 Drawing Sheets



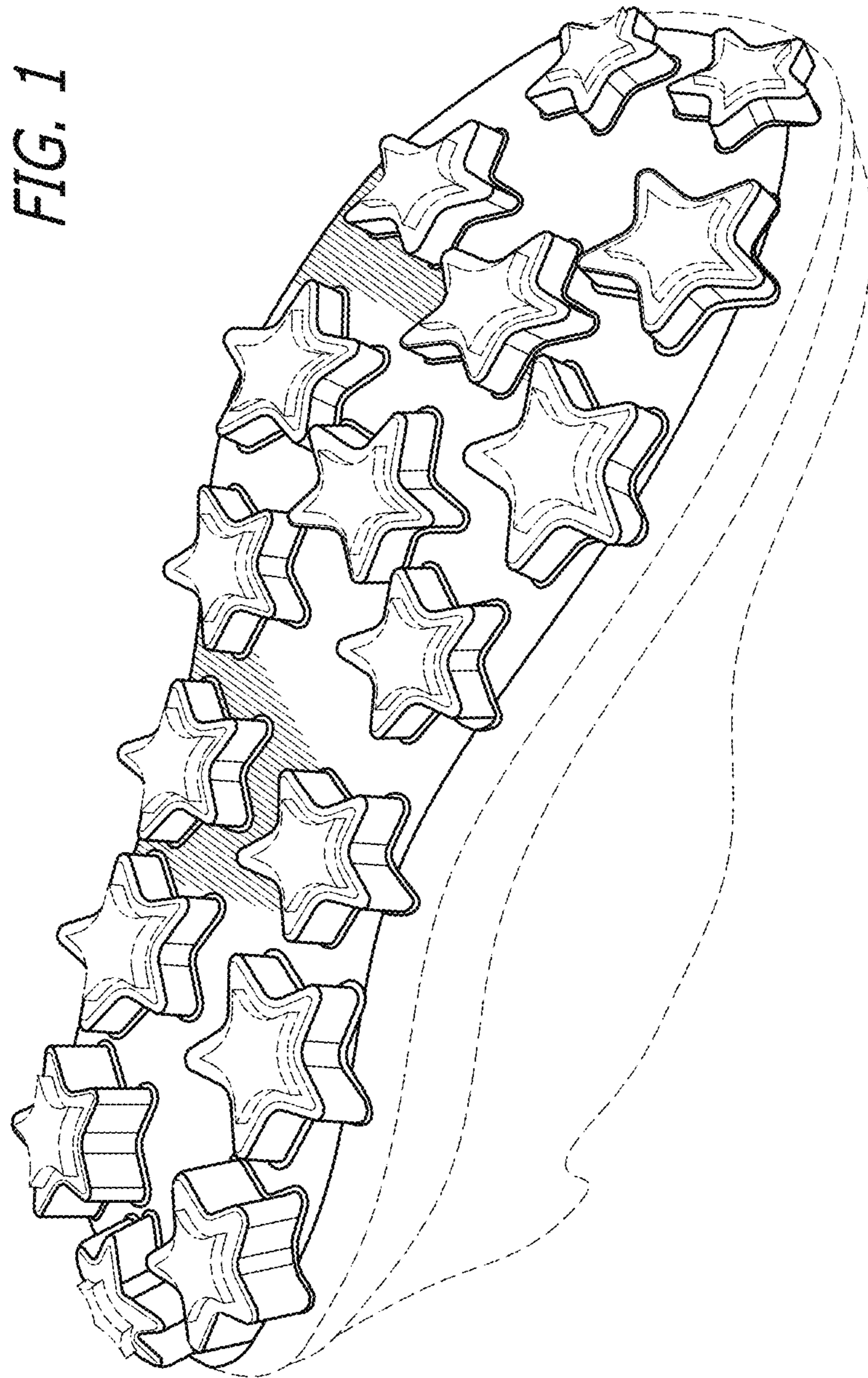
(56)

References Cited

U.S. PATENT DOCUMENTS

D555,884	S	11/2007	Andersen et al.	
D580,637	S *	11/2008	Winjum	D2/951
D591,035	S *	4/2009	Belley	D2/952
D604,036	S	11/2009	McDade et al.	
D618,133	S *	6/2010	Michaels	D11/157
D618,890	S *	7/2010	Duan	D2/916
D622,491	S *	8/2010	McClaskie	D2/951
D643,196	S *	8/2011	Young	D2/951
D644,826	S *	9/2011	Portzline	D2/951
D654,256	S *	2/2012	McClaskie	D2/951
D654,673	S *	2/2012	McClaskie	D2/950
D655,490	S	3/2012	LaRusso	
D660,998	S *	5/2012	Rehahn	D26/24
D663,515	S *	7/2012	McClaskie	D2/951
D674,175	S *	1/2013	McClaskie	D2/950
D685,983	S *	7/2013	Winskowicz	D2/947
D686,403	S *	7/2013	Denniston	D2/951
D694,500	S	12/2013	Hardman	
D697,676	S *	1/2014	Hansen	D30/121
D699,420	S *	2/2014	Teteriatnikov	D2/947
D702,430	S *	4/2014	Nascimento	D2/951
D707,433	S *	6/2014	Grott	D2/951
D710,582	S *	8/2014	Chang	D2/951
D712,124	S *	9/2014	Truelsen	D2/951
D716,027	S *	10/2014	Kirschner	D2/951
D717,034	S *	11/2014	Bramani	D2/951
D731,007	S *	6/2015	Davies, III	D21/680
D734,008	S *	7/2015	Marvin	D2/951
D734,931	S *	7/2015	McCourt	D2/951
9,402,439	B2 *	8/2016	Cross	A43B 13/22
D767,264	S *	9/2016	de Baere	D2/951
9,456,656	B2 *	10/2016	Cross	A43B 13/181
2011/0247237	A1 *	10/2011	Jara	A43B 3/0036 36/103

* cited by examiner



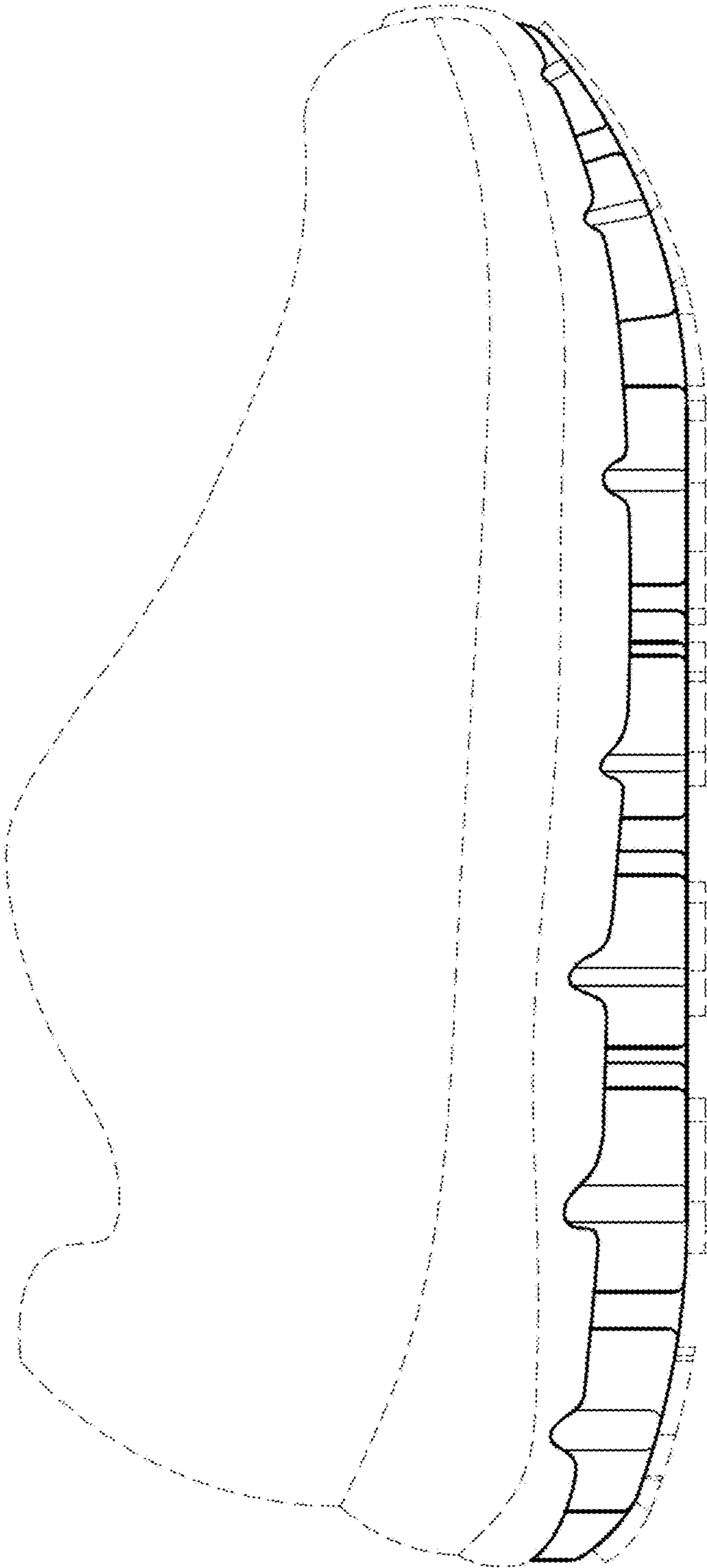
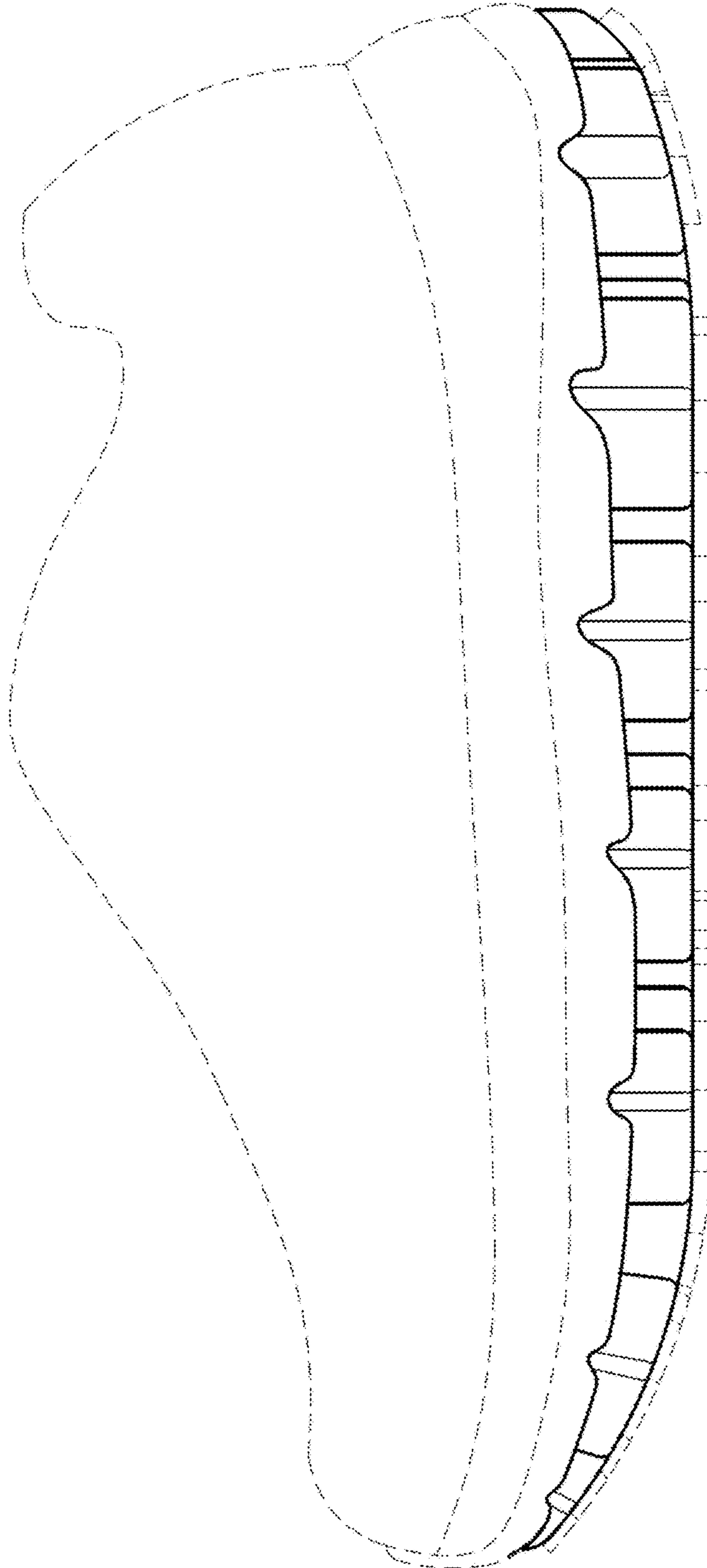


FIG. 2

FIG. 3



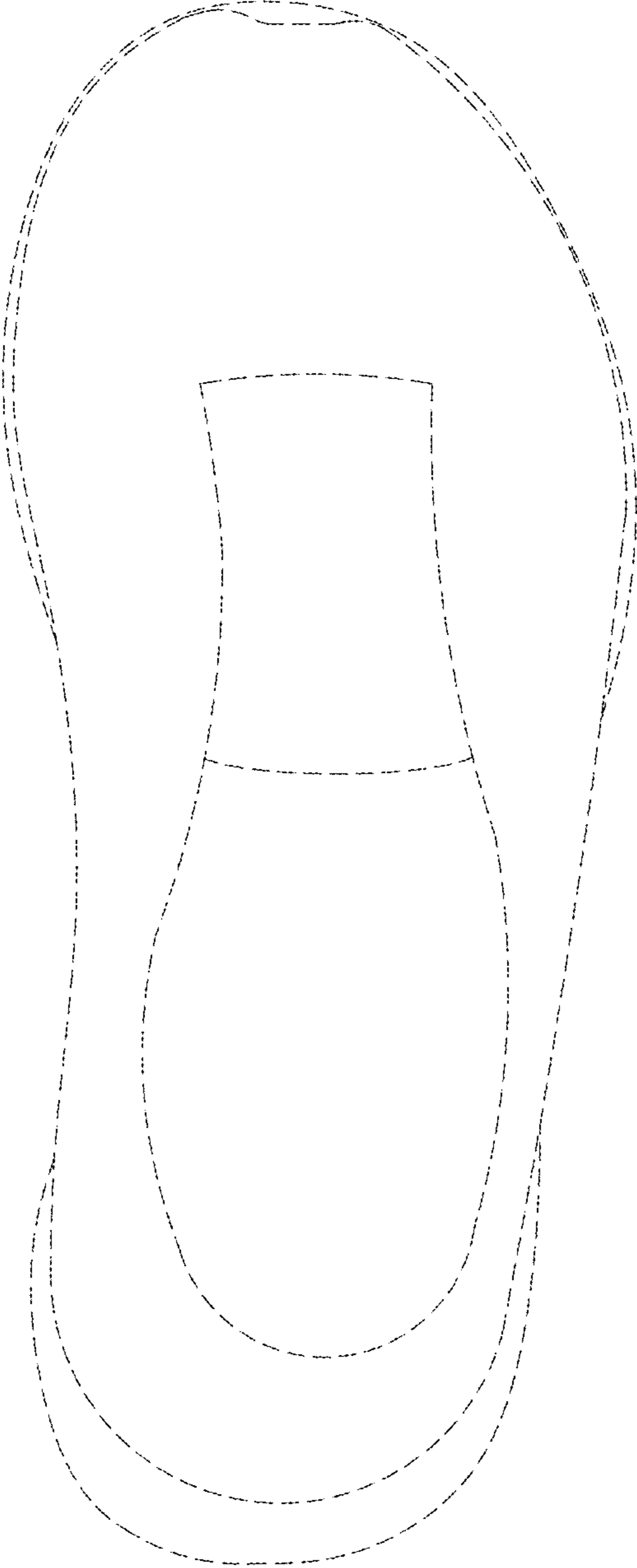


FIG. 4

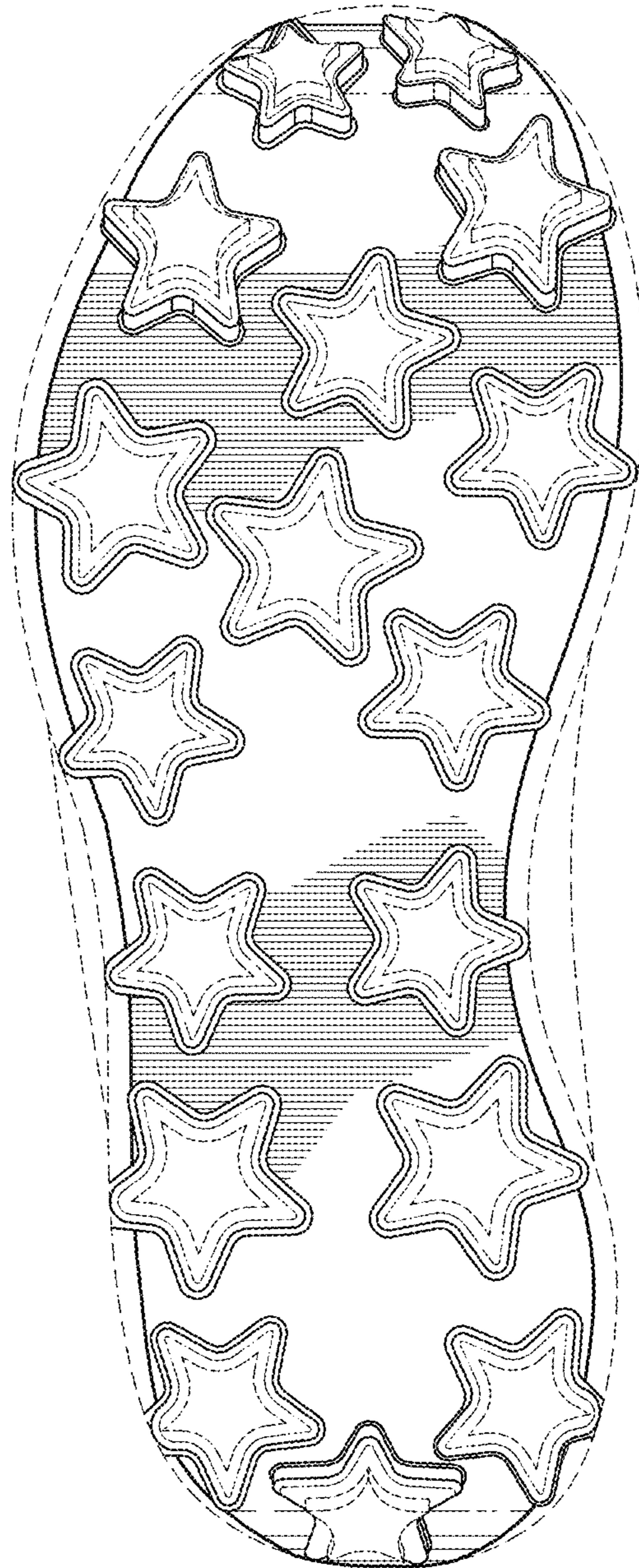


FIG. 5

FIG. 7

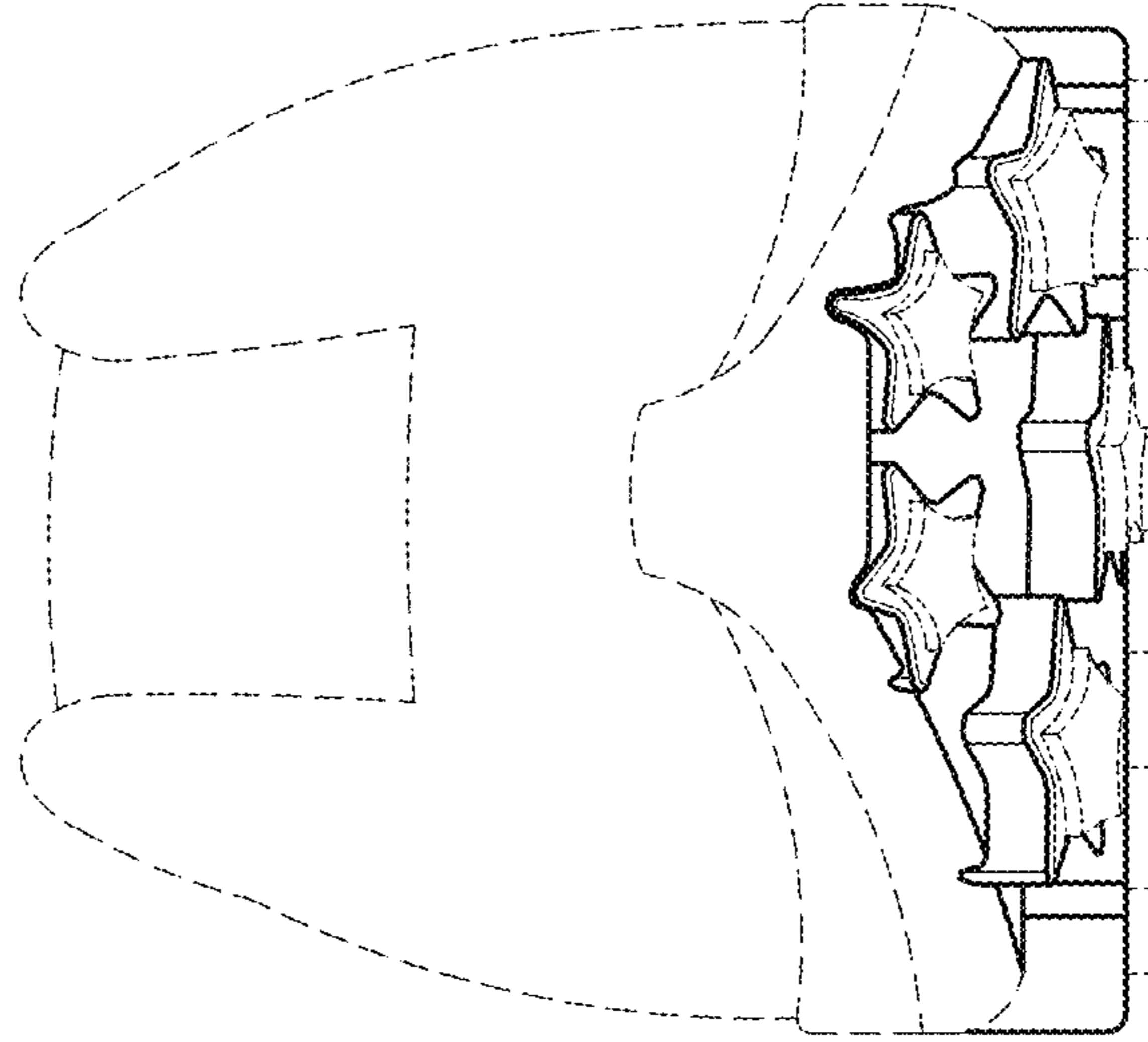


FIG. 6

