



US00D780411S

(12) **United States Design Patent**
Cuevas

(10) **Patent No.:** **US D780,411 S**

(45) **Date of Patent:** **** Mar. 7, 2017**

(54) **COMBINATION HAT AND SCARF**

(71) Applicant: **Christopher A. Cuevas**, Anchorage, AK (US)

(72) Inventor: **Christopher A. Cuevas**, Anchorage, AK (US)

(**) Term: **14 Years**

(21) Appl. No.: **29/491,877**

(22) Filed: **May 27, 2014**

(51) **LOC (10) Cl.** **02-03**

(52) **U.S. Cl.**
USPC **D2/866**

(58) **Field of Classification Search**
USPC D2/865-895, 825, 831, 841, 847; 2/171, 2/171.03, 172, 181.4, 202, 203, 204, 205, 2/175.6, 195.8, 84, 174, 209.11, 88, 207; D28/19
CPC A42B 1/04; A42B 1/006; A42B 1/066; A42B 1/045; A42B 1/048; A42B 1/06; A42B 1/18; A42B 1/201; A42B 1/00; A42B 1/041; A41D 3/08; A41D 13/0531; A41D 13/1153
See application file for complete search history.

(56) **References Cited**

U.S. PATENT DOCUMENTS

- 1,316,778 A * 9/1919 Ensten A42B 1/045 2/172
- RE18,081 E * 5/1931 Lipper A42B 1/041 2/195.8
- D108,757 S * 3/1938 Tannenbaum D2/501
- D120,721 S * 5/1940 Posin 2/207
- 2,274,321 A * 2/1942 Degnon A42B 1/041 2/171.02
- D138,607 S * 8/1944 Schoer D2/879

- D153,623 S * 5/1949 Peters D2/879
- 2,665,427 A * 1/1954 Street A42B 1/041 2/174
- D171,903 S * 4/1954 Litwin D2/880
- 3,258,781 A * 7/1966 Klein A41D 3/08 2/88
- 4,966,140 A * 10/1990 Herzberg A41D 13/1115 128/206.12

(Continued)

Primary Examiner — Karen E. Eldridge Powers
Assistant Examiner — Kimberly Barnes
(74) *Attorney, Agent, or Firm* — Michael J. Tavella

(57) **CLAIM**

The ornamental design for a combination hat and scarf, as shown and described.

DESCRIPTION

FIG. 1 is a front elevation view of a combination hat and scarf showing my new design shown as if draped on a wearer.

FIG. 2 is a left side elevation view of my new design shown as if draped on a wearer.

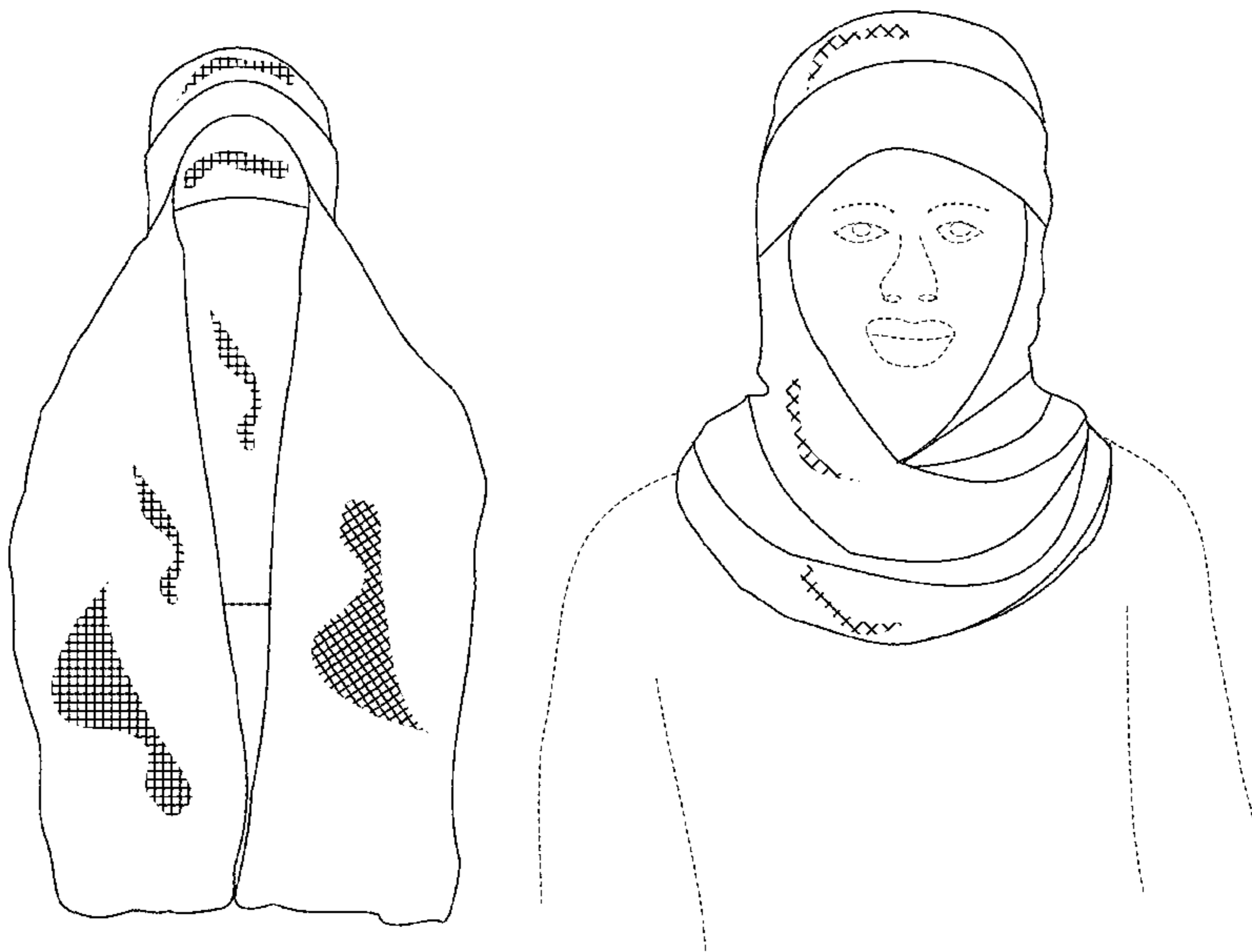
FIG. 3 is a right side elevation view of my new design shown as if draped on a wearer.

FIG. 4 is a rear elevation view of my new design shown as if draped on a wearer.

FIG. 5 is another front elevation view of my new design shown as if draped around the shoulders of a wearer; and, FIG. 6 is another front elevation view of my new design showing the scarf wrapped around the shoulders of a wearer. It is understood that the cross hatching in the drawings repeats uniformly over the surface of the design and represents a consistent material and the cross-hatch itself forms no part of the claimed design.

The dashed lines in FIG. 6 represent a user wearing my new design and forms no part of the claimed design.

1 Claim, 6 Drawing Sheets



(56)

References Cited

U.S. PATENT DOCUMENTS

5,664,259 A * 9/1997 Budd A41D 15/00
2/115
6,023,787 A * 2/2000 French A41D 13/1153
2/173
D440,381 S * 4/2001 Webb D2/879
6,678,896 B2 * 1/2004 Robinson A42B 1/045
2/171.2
D555,330 S * 11/2007 Cass D2/501
D663,105 S * 7/2012 Selivon D2/870
D665,561 S * 8/2012 Denny D2/889
D668,428 S * 10/2012 Shenker D2/501
D681,919 S * 5/2013 Phillips D2/825
D734,594 S * 7/2015 Phillips D2/880
2005/0039242 A1 * 2/2005 Edmondson A41D 23/00
2/207
2007/0028359 A1 * 2/2007 Robinson A42B 1/048
2/171
2011/0004971 A1 * 1/2011 Benderradji A41D 23/00
2/84
2011/0054372 A1 * 3/2011 Murnaghan A41D 13/0531
602/18
2014/0366240 A1 * 12/2014 Roban A41D 3/08
2/84
2015/0052661 A1 * 2/2015 Poznick A42B 1/048
2/202

* cited by examiner

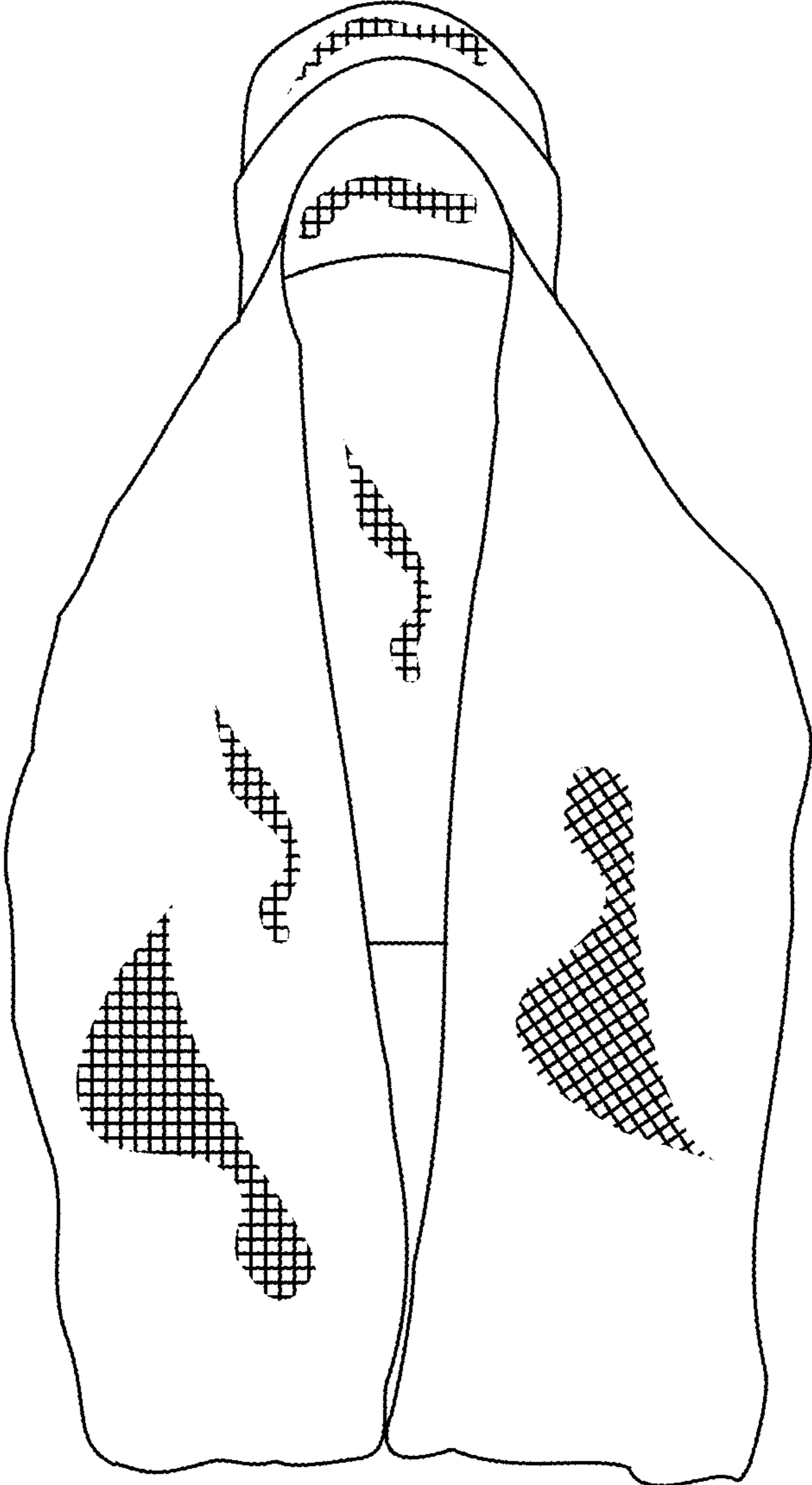


FIG. 1

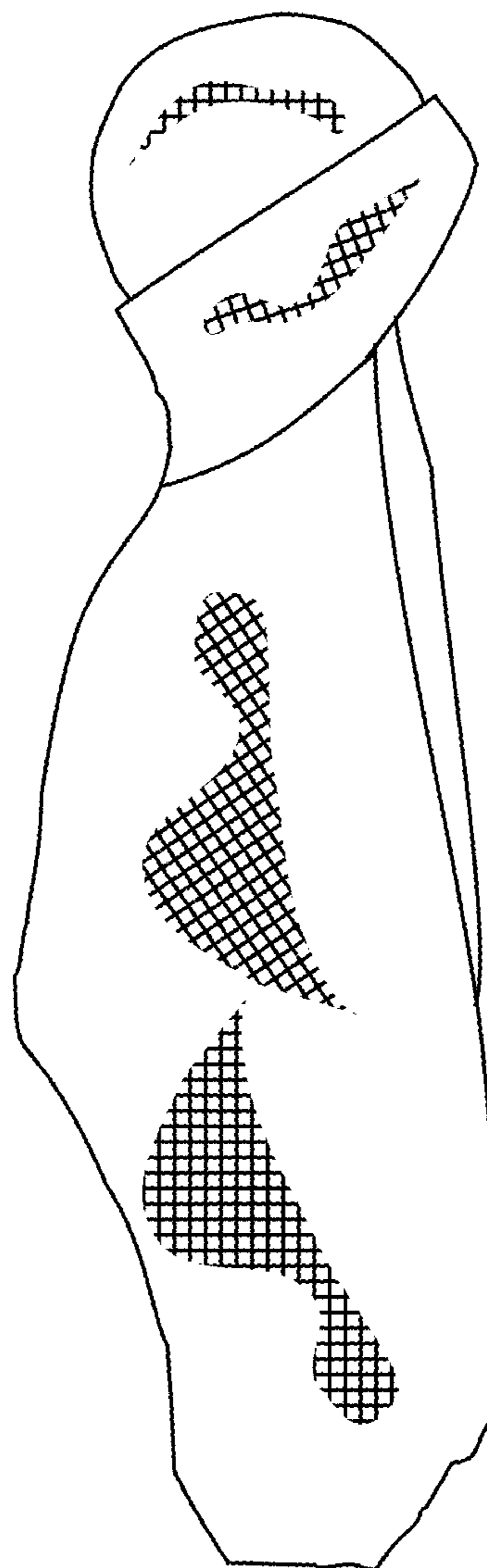


FIG. 2

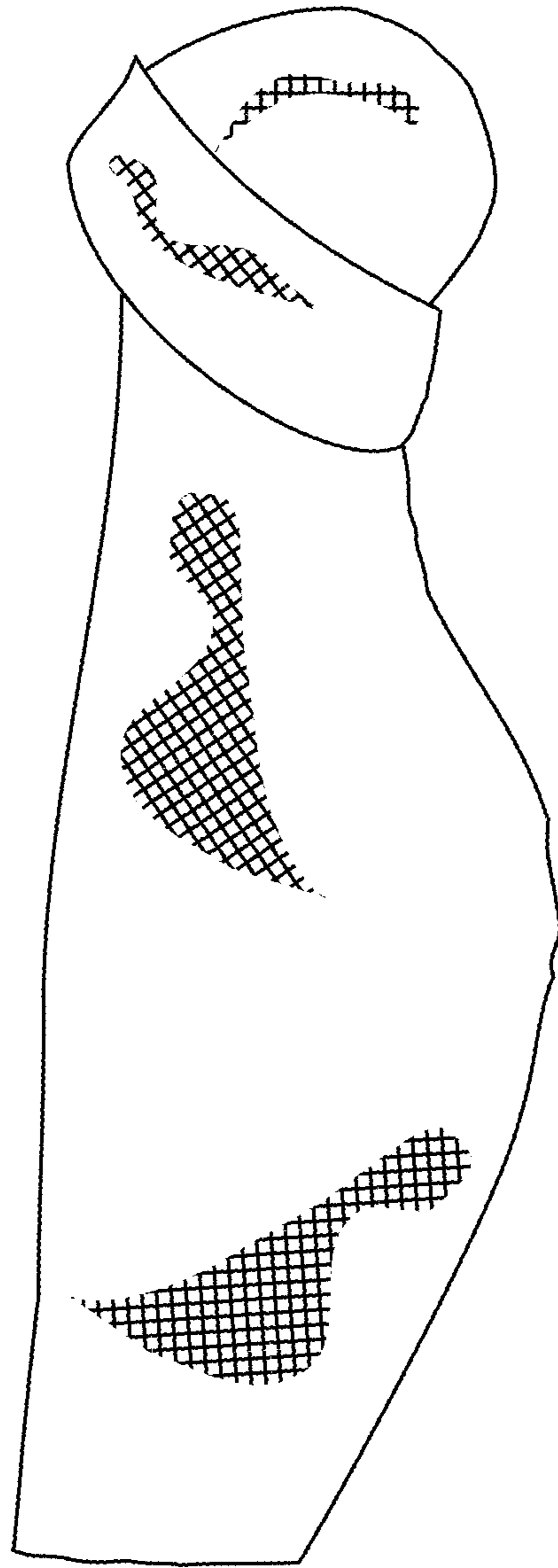


FIG. 3

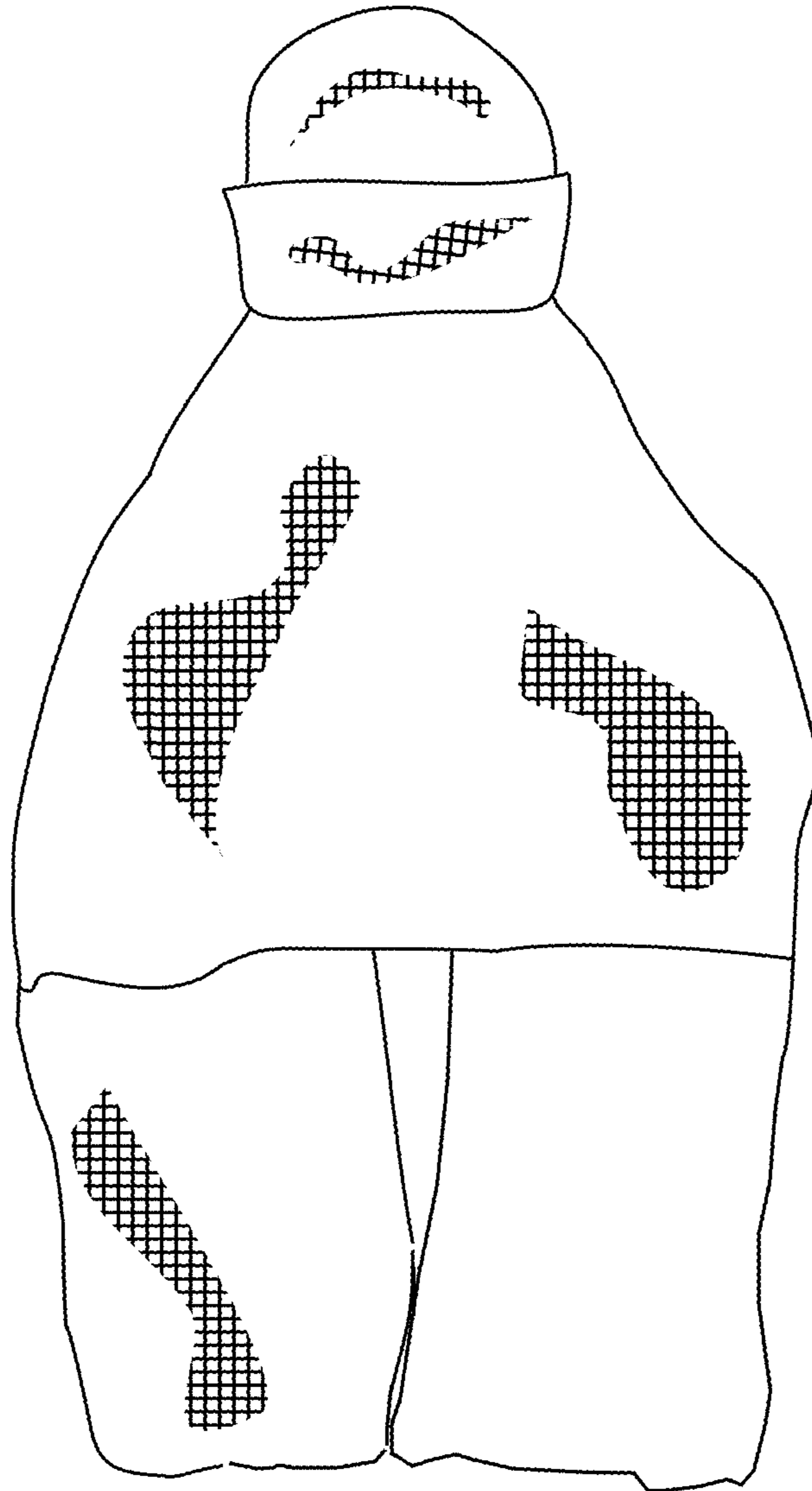


FIG. 4

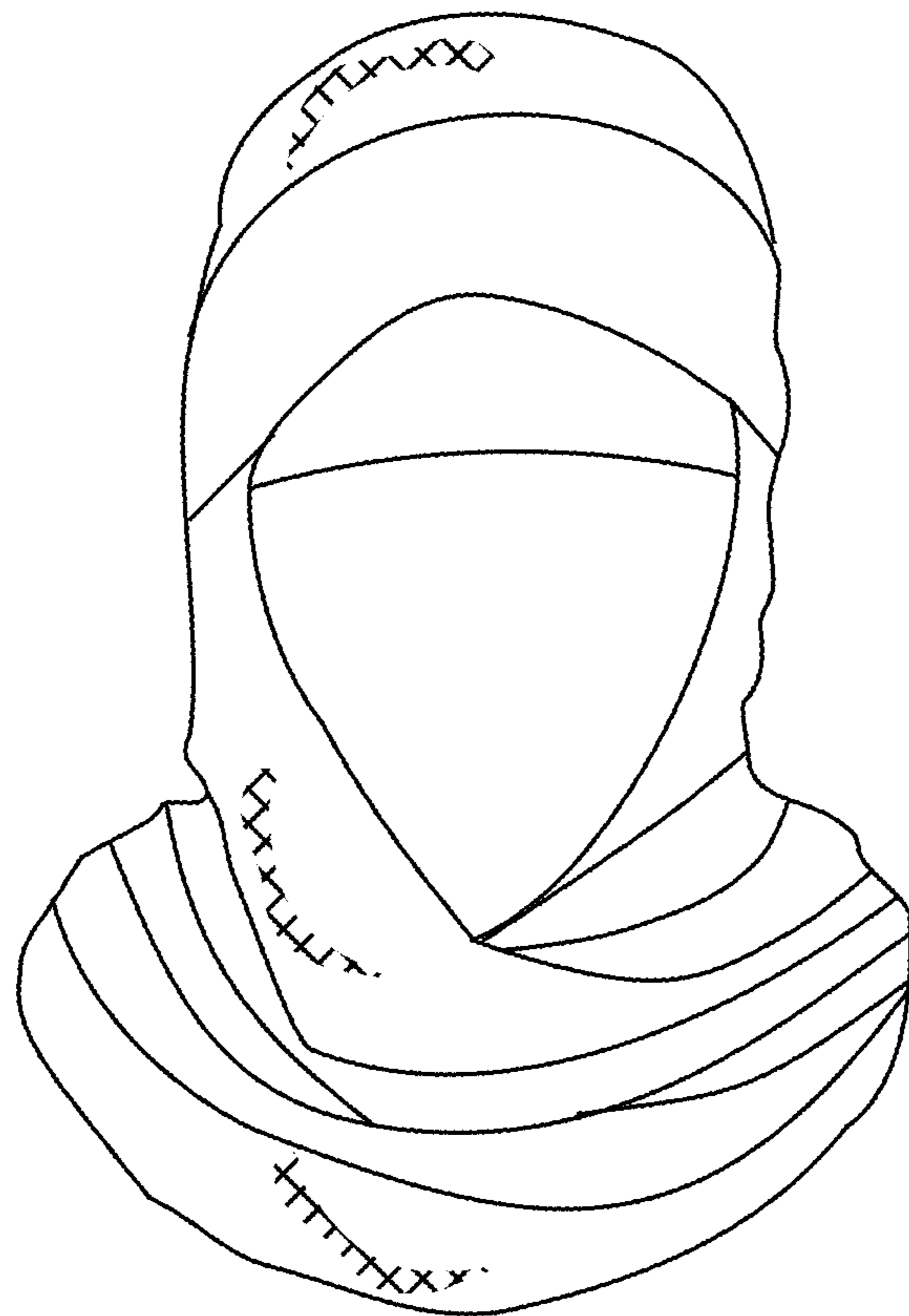


FIG. 5




FIG. 6