



US00D780405S

(12) **United States Design Patent**
Wenzel

(10) **Patent No.:** **US D780,405 S**
(45) **Date of Patent:** **** Mar. 7, 2017**

(54) **TIGHT**

- (71) Applicant: **NIKE, Inc.**, Beaverton, OR (US)
- (72) Inventor: **Shawn D. Wenzel**, Beaverton, OR (US)
- (73) Assignee: **NIKE, Inc.**, Beaverton, OR (US)
- (**) Term: **15 Years**

- (21) Appl. No.: **29/543,875**
- (22) Filed: **Oct. 29, 2015**

Related U.S. Application Data

(63) Continuation-in-part of application No. 29/538,570, filed on Sep. 4, 2015, now abandoned.

- (51) **LOC (10) Cl.** **02-02**
- (52) **U.S. Cl.**
USPC **D2/742**

(58) **Field of Classification Search**

USPC D2/500–508, 600, 610–623, 700–717,
D2/721–730, 739–741, 742, 749, 750,
D2/754–827, 828, 839, 840–864;
D5/63–66; D11/95–116; D29/100,
D29/121.1; D21/803–810, 829
CPC A41B 1/00; A41B 1/08; A41B 1/10; A41B
1/12; A41B 1/18; A41B 1/04; A41B 1/06;
A41B 1/24; A41B 3/02; A41B 3/04;
A41B 13/00; A41D 1/00; A41D 1/007;
A41D 1/02; A41D 1/04; A41D 1/06;
A41D 3/00; A41D 3/005; A41D 3/02;
A41D 3/04; A41D 3/06; A41D 5/00;
A41D 5/003; A41D 5/006; A41D 15/00;
A41D 15/005; A41D

(Continued)

(56) **References Cited**

U.S. PATENT DOCUMENTS

- D300,383 S 3/1989 Yasuda
- D370,552 S 6/1996 Erwin et al.

(Continued)

FOREIGN PATENT DOCUMENTS

- | | | |
|----|----------|--------|
| CA | 96676 | 5/2002 |
| JP | D1360652 | 6/2009 |

OTHER PUBLICATIONS

“Nike Pro Hypercool Frequency Women’s Training Capris” Oct. 26, 2016, amazon.com, site visited Dec. 6, 2016 <https://www.amazon.com/Nike-Hypercool-Frequency-Womens-Training/dp/B015945OJ8/ref=sr_1_2?ie=UTF8&qid=1481064409&sr=8-2&keywords=Nike+Pro+Hypercool+Capris+-+Women%27s#customerReviews>.*

(Continued)

Primary Examiner — Kevin Rudzinski

Assistant Examiner — Paul Bohannon

(74) *Attorney, Agent, or Firm* — Shook, Hardy & Bacon L.L.P.


(57) **CLAIM**

The ornamental design for an tight, as shown and described.

DESCRIPTION

FIG. 1 is a front view of a tight showing a first embodiment according to the present design;
 FIG. 2 is a front, left perspective view thereof;
 FIG. 3 is a back view thereof;
 FIG. 4 is a right side view thereof;
 FIG. 5 is a front view of the tight showing a second embodiment according to the present design;
 FIG. 6 is a front, left perspective view thereof;
 FIG. 7 is a back view thereof; and,
 FIG. 8 is a right side view thereof.
 The evenly spaced broken lines shown in the drawings are directed to environment, are for informational purposes only, and form no part of the claimed design.

1 Claim, 8 Drawing Sheets



(58) **Field of Classification Search**

CPC 15/007; A41D 27/00; A41D 27/20; A41D 27/201; A41D 27/202; A41D 27/204; A41D 27/205; A41D 29/00; A41D 31/0088; A41D 31/02; A41D 24/00; A41D 24/38; A41D 23/00; A41D 13/0012; A41D 13/0015; A41D 13/012; A41D 13/0537; A41D 13/0543; A41D 2400/42; A41D 2400/38; A41D 2400/60; A41D 2400/22; A41D 2600/00; A41D 2600/102; A41F 00/00

See application file for complete search history.

(56) **References Cited**

U.S. PATENT DOCUMENTS

5,551,082 A 9/1996 Stewart et al.
 D404,538 S 1/1999 Fujii et al.
 5,896,578 A * 4/1999 Hunter A41D 13/012
 2/2.15
 D413,008 S 8/1999 Fujii et al.
 D481,523 S 11/2003 Hujii et al.
 D504,553 S 5/2005 Ota et al.
 D507,857 S 8/2005 Ota et al.
 D507,858 S * 8/2005 Ota D2/731
 D508,304 S 8/2005 Ota et al.
 D513,830 S 1/2006 Ota et al.
 D513,831 S * 1/2006 Ota D2/731
 D514,774 S 2/2006 Africa et al.
 D517,279 S 3/2006 Fujii
 D520,715 S * 5/2006 Ota A41D 13/08
 D2/731
 D532,958 S 12/2006 Kent
 D541,009 S 4/2007 Ota et al.
 D548,928 S 8/2007 Wong

D593,728 S 6/2009 Rance et al.
 D619,784 S 7/2010 Kanada et al.
 D622,480 S 8/2010 Chionna
 7,814,576 B2 10/2010 Nakazawa
 D632,461 S 2/2011 Morii et al.
 D641,134 S 7/2011 Zarabi
 D641,539 S 7/2011 Zarabi
 D654,661 S 2/2012 Savage
 D656,711 S 4/2012 Kemma et al.
 D662,281 S 6/2012 Iamartino
 D681,311 S 5/2013 McLaren et al.
 D683,107 S * 5/2013 McLaren D2/742
 D698,518 S * 2/2014 Tanaka D2/738
 D728,898 S * 5/2015 Haeberle D2/731
 D747,592 S * 1/2016 Hammer D2/742
 D765,346 S * 9/2016 Harris D2/742
 2008/0120757 A1 * 5/2008 Nakazawa A41D 13/0015
 2/22
 2015/0074885 A1 * 3/2015 De Soto, II A41D 1/084
 2/466
 2016/0338424 A1 * 11/2016 Kehler A41D 1/08
 2016/0339286 A1 * 11/2016 Kehler A63B 21/00178

OTHER PUBLICATIONS

Notice of Allowance dated Jul. 26, 2016 in Design U.S. Appl. No. 29/538,570, 10 pages.
 How Can Leggings & Tights Improve your Training and Looks, Announced Nov. 11, 2014, [Site visited May 5, 2016] <http://www.royalfashionist.com/leggings-tights-improve-your-training-and-looks/>.
 Clothing Compression & Technical Wear—Ladies Base Layers, Announced Nov. 14, 2013 [Site visited May 5, 2016] <http://www.sugarrays.co.uk/shop/bad-boy-ladies-sphere-compression-leggings.html>.

* cited by examiner




FIG. 1




FIG. 2

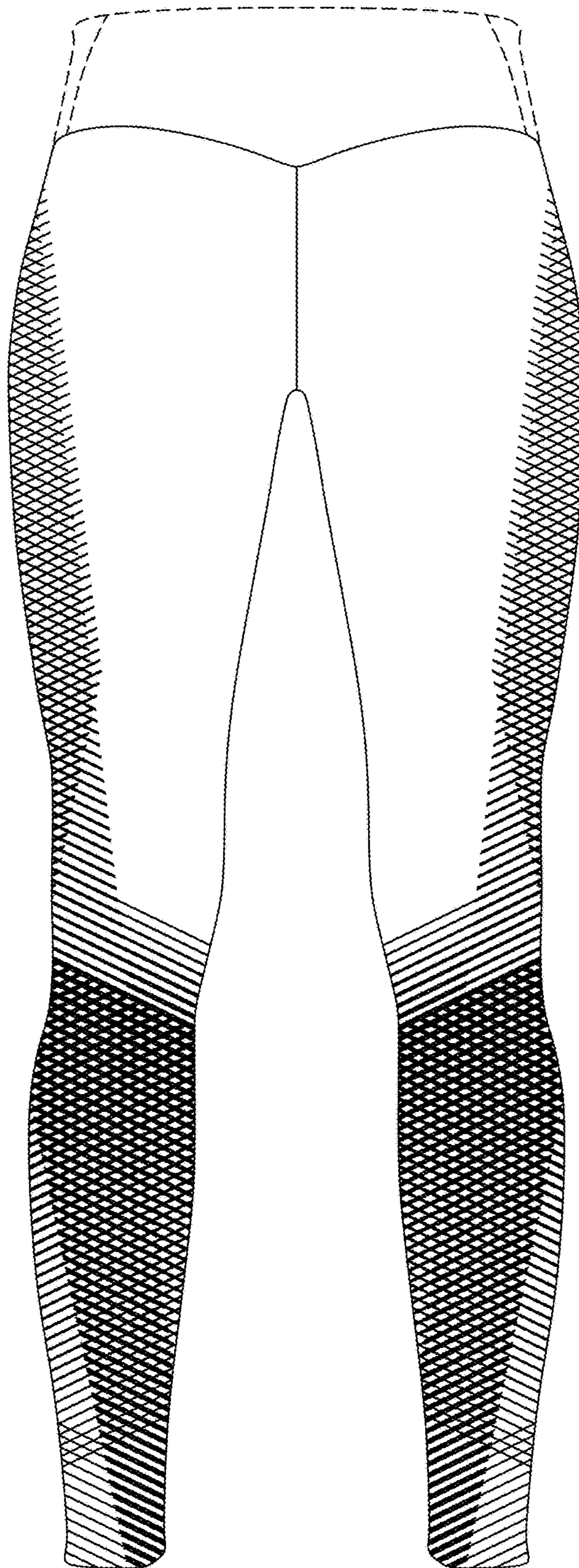


FIG. 3

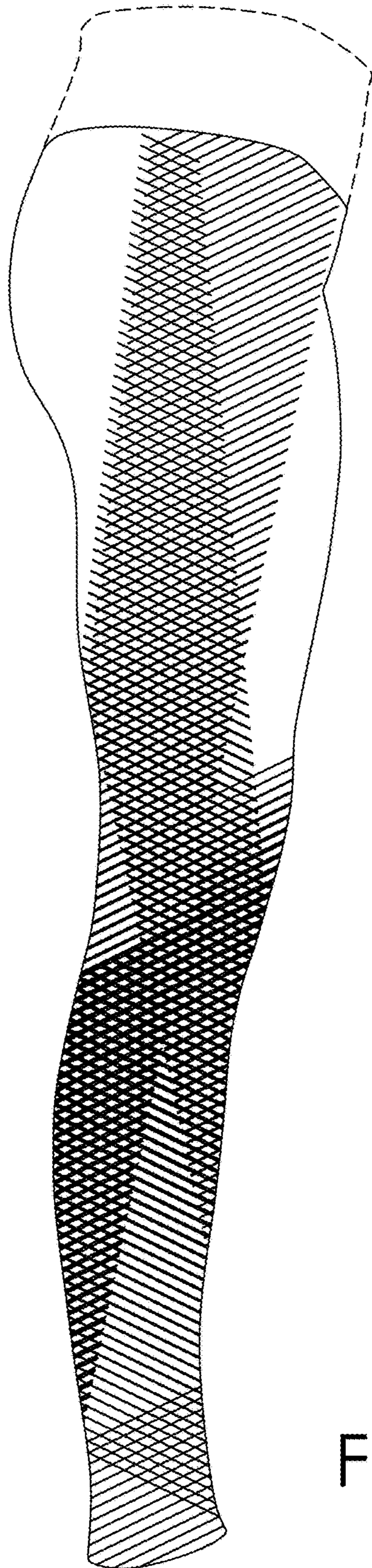


FIG. 4




FIG. 5

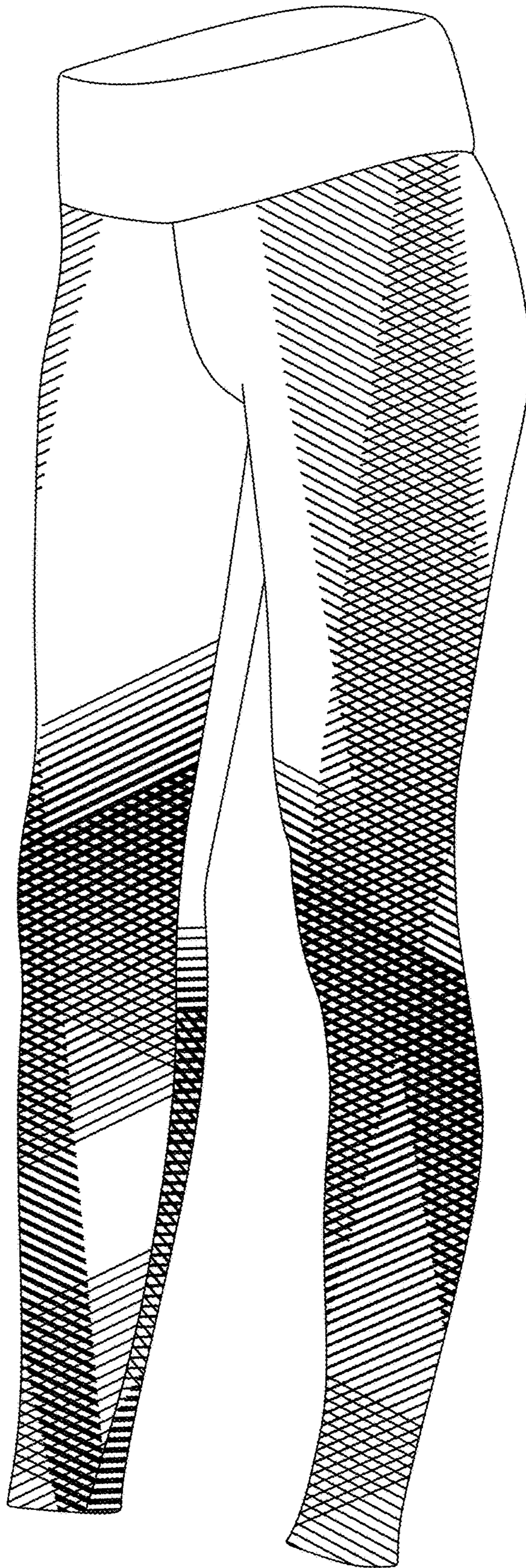


FIG. 6

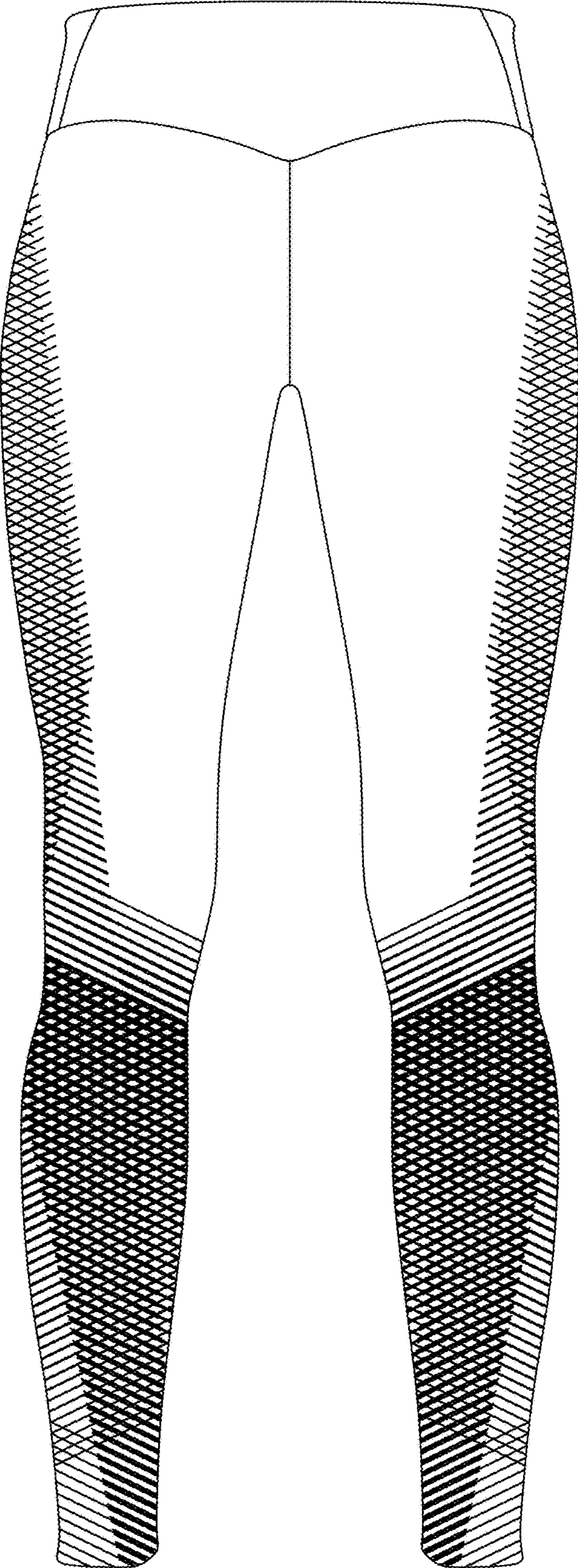


FIG. 7

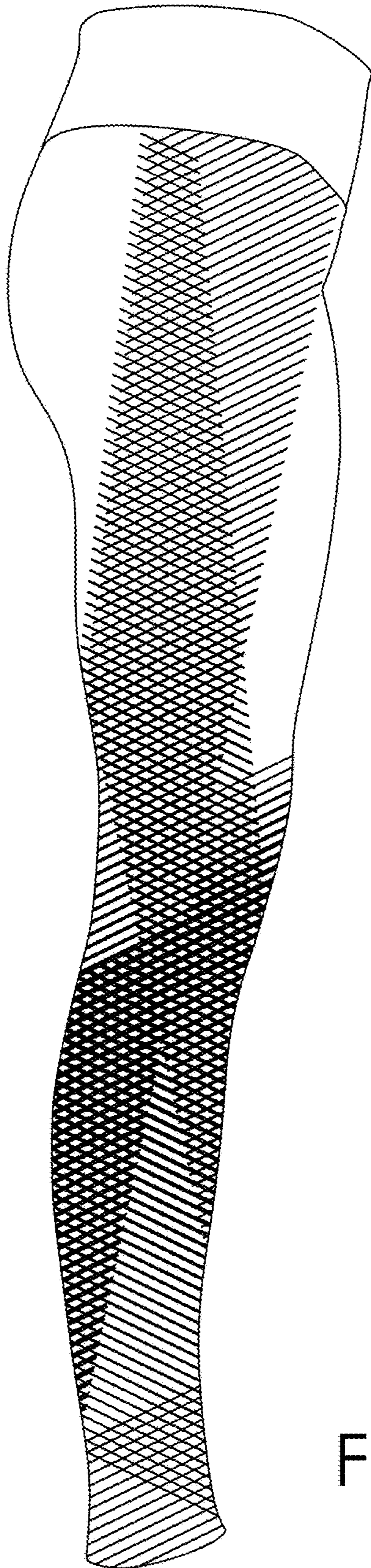


FIG. 8

UNITED STATES PATENT AND TRADEMARK OFFICE
CERTIFICATE OF CORRECTION

PATENT NO. : D780,405 S
APPLICATION NO. : 29/543875
DATED : March 7, 2017
INVENTOR(S) : Shawn D. Wenzel

Page 1 of 1

It is certified that error appears in the above-identified patent and that said Letters Patent is hereby corrected as shown below:

On the Title Page

Item (57), under DESCRIPTION

Line 9: "thereof; and," should read --thereof; and--.

Signed and Sealed this
Second Day of May, 2017



Michelle K. Lee
Director of the United States Patent and Trademark Office