



US00D780377S

(12) **United States Design Patent**
McDermott

(10) **Patent No.:** **US D780,377 S**

(45) **Date of Patent:** **** Feb. 28, 2017**

(54) **HEADBAND**

(71) Applicant: **Erin McDermott**, West Chester, PA
(US)

(72) Inventor: **Erin McDermott**, West Chester, PA
(US)

(**) Term: **15 Years**

(21) Appl. No.: **29/544,720**

(22) Filed: **Nov. 5, 2015**

(51) **LOC (10) Cl.** **28-03**

(52) **U.S. Cl.**
USPC **D28/41**

(58) **Field of Classification Search**
USPC D28/41, 42, 43, 39, 32, 33; D11/3-6;
D2/871, 875; 132/101, 126, 128-131, 144
CPC A45D 2008/004; A45D 8/36; A45D 8/00
See application file for complete search history.

(56) **References Cited**

U.S. PATENT DOCUMENTS

D127,898 S *	6/1941	Behr	D11/74
2,795,232 A *	6/1957	Klein	A45D 8/34 132/275
5,144,696 A *	9/1992	Kahl	A42B 1/041 2/103
5,655,224 A *	8/1997	Sears	A45D 8/34 132/273
5,694,955 A *	12/1997	Grooms	A45D 2/2435 132/212
D475,804 S *	6/2003	Stachowski	D28/41
D668,815 S *	10/2012	Hsu	D28/41
D712,094 S *	8/2014	Branson	D28/41

D717,489 S *	11/2014	Haas	D28/10
D728,158 S *	4/2015	Beaugureau	D28/41
2014/0130819 A1 *	5/2014	Karam	A41G 5/0093 132/54

* cited by examiner

Primary Examiner — Susan Bennett Hattan

Assistant Examiner — Rebecca Tsehaye

(74) *Attorney, Agent, or Firm* — Gearhart Law LLC

(57) **CLAIM**

The ornamental design for a headband, as shown and described.

DESCRIPTION

FIG. 1 is a perspective view of the headband.
 FIG. 2 is a front view of the headband as shown FIG. 1.
 FIG. 3 is a back view of FIG. 1.
 FIG. 4 is a left side view of FIG. 1.
 FIG. 5 is a right side view of FIG. 1.
 FIG. 6 is a top view of FIG. 1.
 FIG. 7 is a bottom view of FIG. 1.
 FIG. 8 is a perspective view of first alternate position of the headband as shown in FIG. 1.
 FIG. 9 is a perspective view of a second alternate position of the headband as shown in FIG. 1; and,
 FIG. 10 is a perspective view of a third alternate position of the headband as shown in FIG. 1.
 The dashed lines in the drawings depict portions of the headband that form no part of the claimed design. The dotted lines in the drawings depict stitching and are included in the claimed design. The long dash lines in the drawings followed by the short dash lines depict the boundary line of the claimed design.

1 Claim, 7 Drawing Sheets

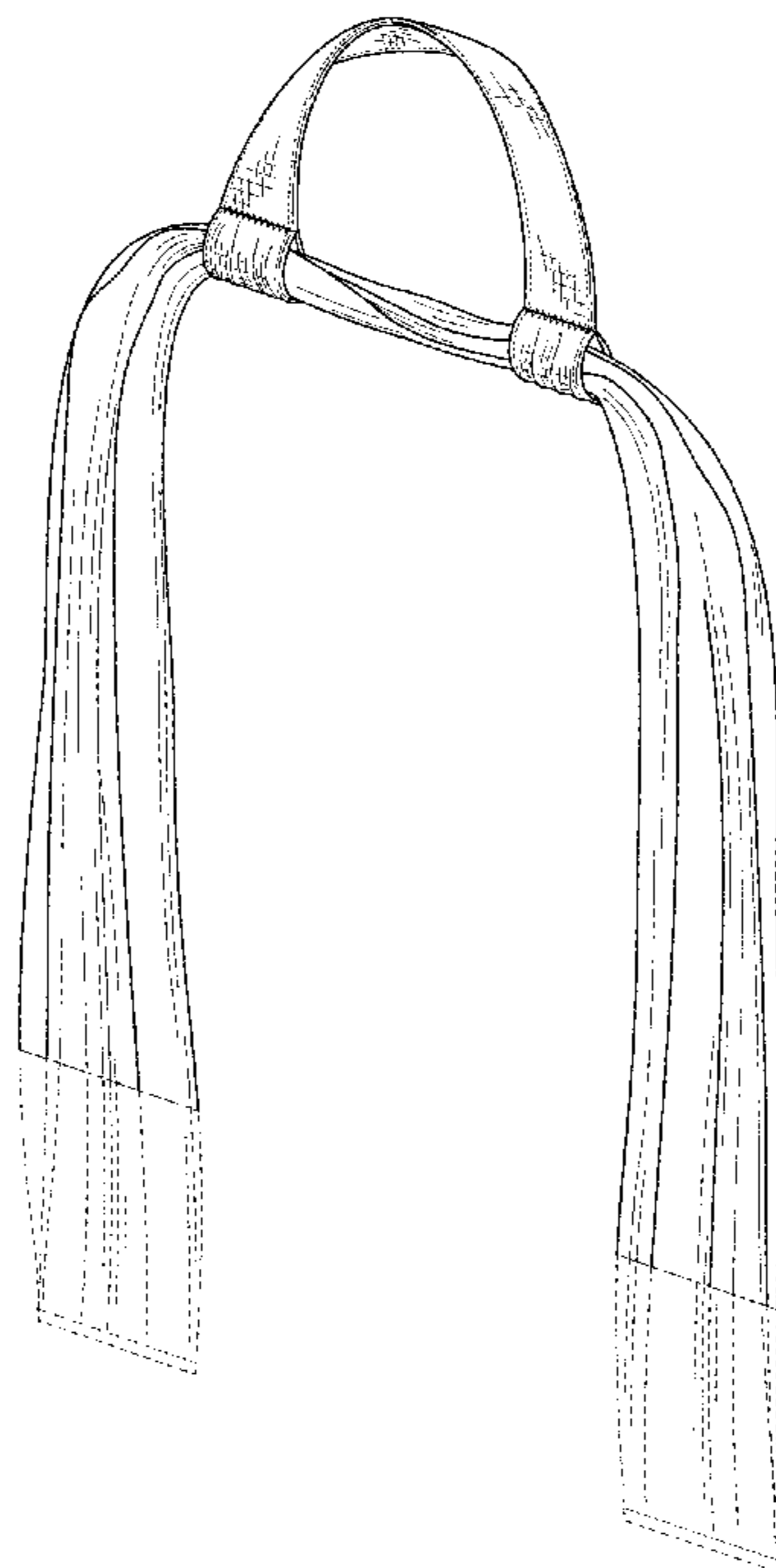




FIG. 1

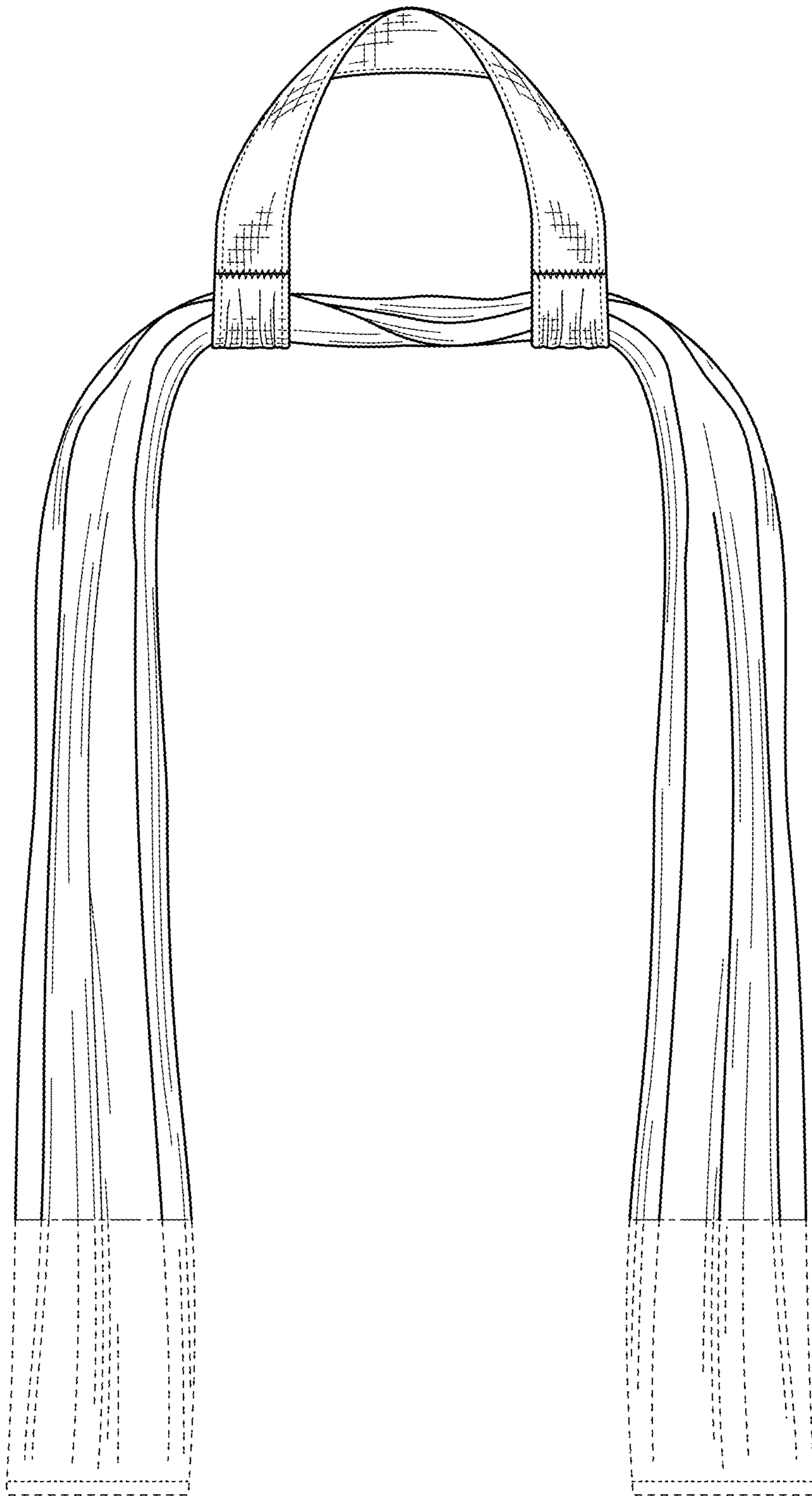


FIG. 2

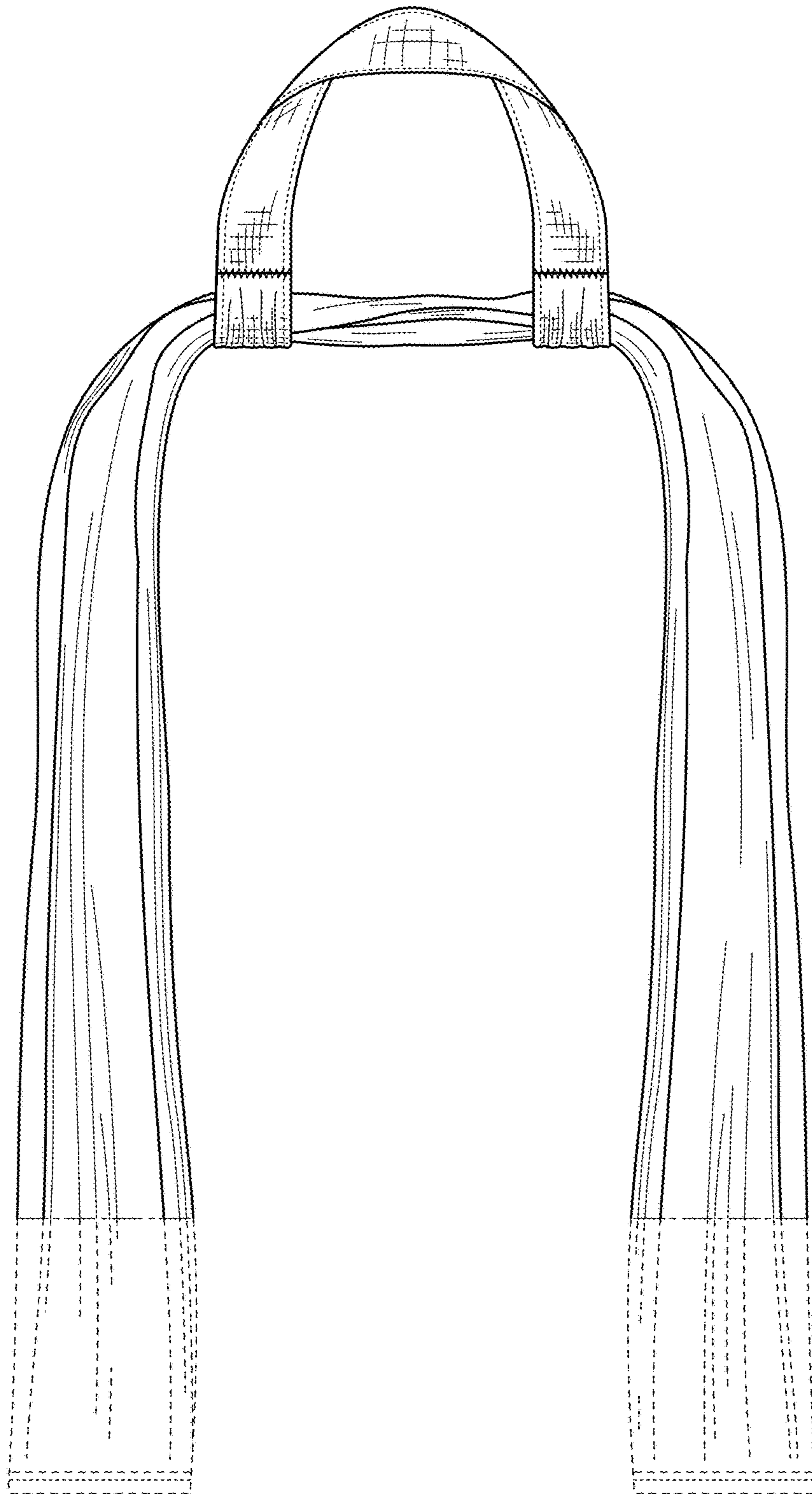


FIG. 3

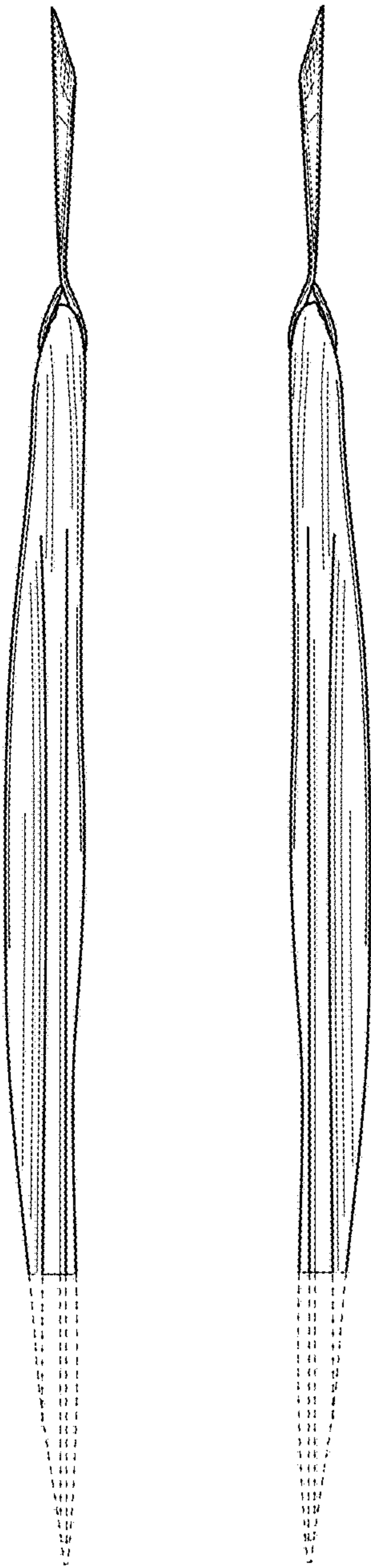


FIG. 4

FIG. 5

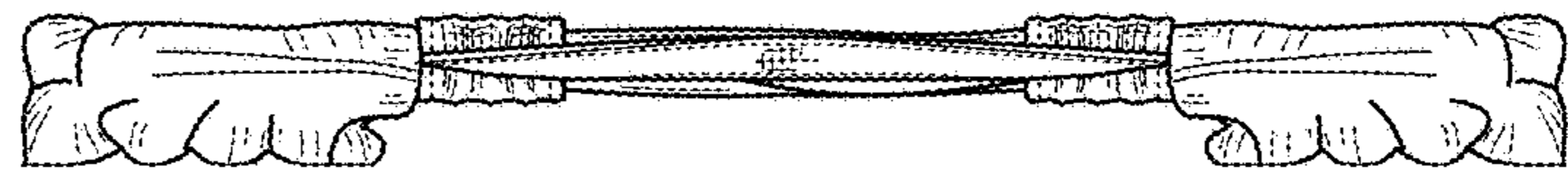


FIG. 6




FIG. 7




FIG. 8




FIG. 9

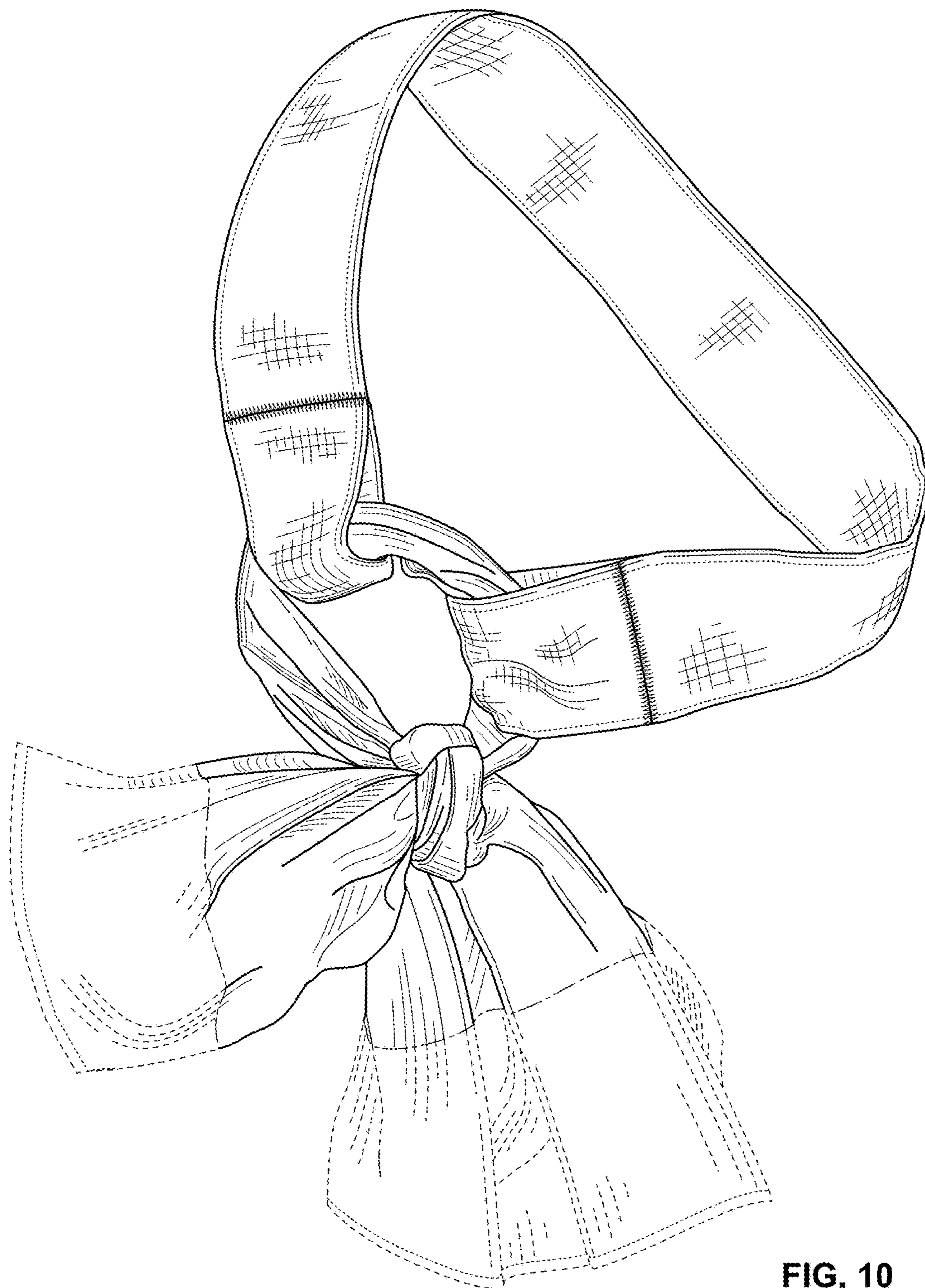


FIG. 10