



US00D780371S

(12) **United States Design Patent** (10) **Patent No.:** **US D780,371 S**
Nanni et al. (45) **Date of Patent:** **** Feb. 28, 2017**

(54) **LAMP STRUCTURE**
(71) Applicant: **VIABIZZUNO S.r.l.**, Bentivoglio (Bologna) (IT)
(72) Inventors: **Mario Nanni**, Fantuzza Medicina (IT); **Alessandro Fantetti**, Vicenza (IT)
(73) Assignee: **VIZABIZZUNO S.R.L.**, Bentivoglio (Bologna) (IT)
(**) Term: **14 Years**
(21) Appl. No.: **29/515,124**
(22) Filed: **Jan. 20, 2015**
(30) **Foreign Application Priority Data**

6,561,690 B2 * 5/2003 Balestriero F21V 17/101
257/E25.02
D489,829 S * 5/2004 Barnett D25/119
D489,830 S * 5/2004 Barnett D25/119
D560,822 S * 1/2008 Flechsig D25/121
D577,857 S * 9/2008 Tress D26/141
D578,705 S * 10/2008 Aberg D26/138
D621,090 S * 8/2010 Klu D26/138
D623,342 S * 9/2010 Klu D26/138
D649,683 S * 11/2011 Trzesniowski D26/138
D649,685 S * 11/2011 Trzesniowski D26/138
D652,569 S * 1/2012 Trzesniowski D26/138
D662,255 S * 6/2012 Klu D26/138
D662,256 S * 6/2012 Klu D26/138
D662,653 S * 6/2012 Hochman D26/138
D669,211 S * 10/2012 Larson D26/138
D695,955 S * 12/2013 Klus D26/138
D696,814 S * 12/2013 Matus, Jr. D26/138
D698,075 S * 1/2014 Klus D26/138
D702,875 S * 4/2014 Klus D25/122
D705,982 S * 5/2014 Klus D26/138

(Continued)

Aug. 1, 2014 (EM) 001417802-0001

(51) **LOC (10) Cl.** **26-99**
(52) **U.S. Cl.**
USPC **D26/142**
(58) **Field of Classification Search**
USPC D26/2, 28, 72, 89, 113, 118, 119, 120,
D26/122, 124, 128, 138, 142, 143, 145,
D26/60; D13/180
CPC F41C 27/00; F41C 33/0254; G02B 5/045;
G02B 5/189; F21S 8/00; F21S 8/03; F21S
8/026; F21S 8/02; F21S 8/003; F21S
8/043; F21S 8/06; F21S 8/04; F21V
7/005; F21V 15/01; F21V 15/04; F21V
25/00; G02F 2001/133607; F21Y 2103/00
See application file for complete search history.

Primary Examiner — Rosemary K Tarcza
Assistant Examiner — Sanjeev Paul
(74) *Attorney, Agent, or Firm* — Shuttleworth & Ingersoll, PLC; Timothy J. Klima

(57) **CLAIM**

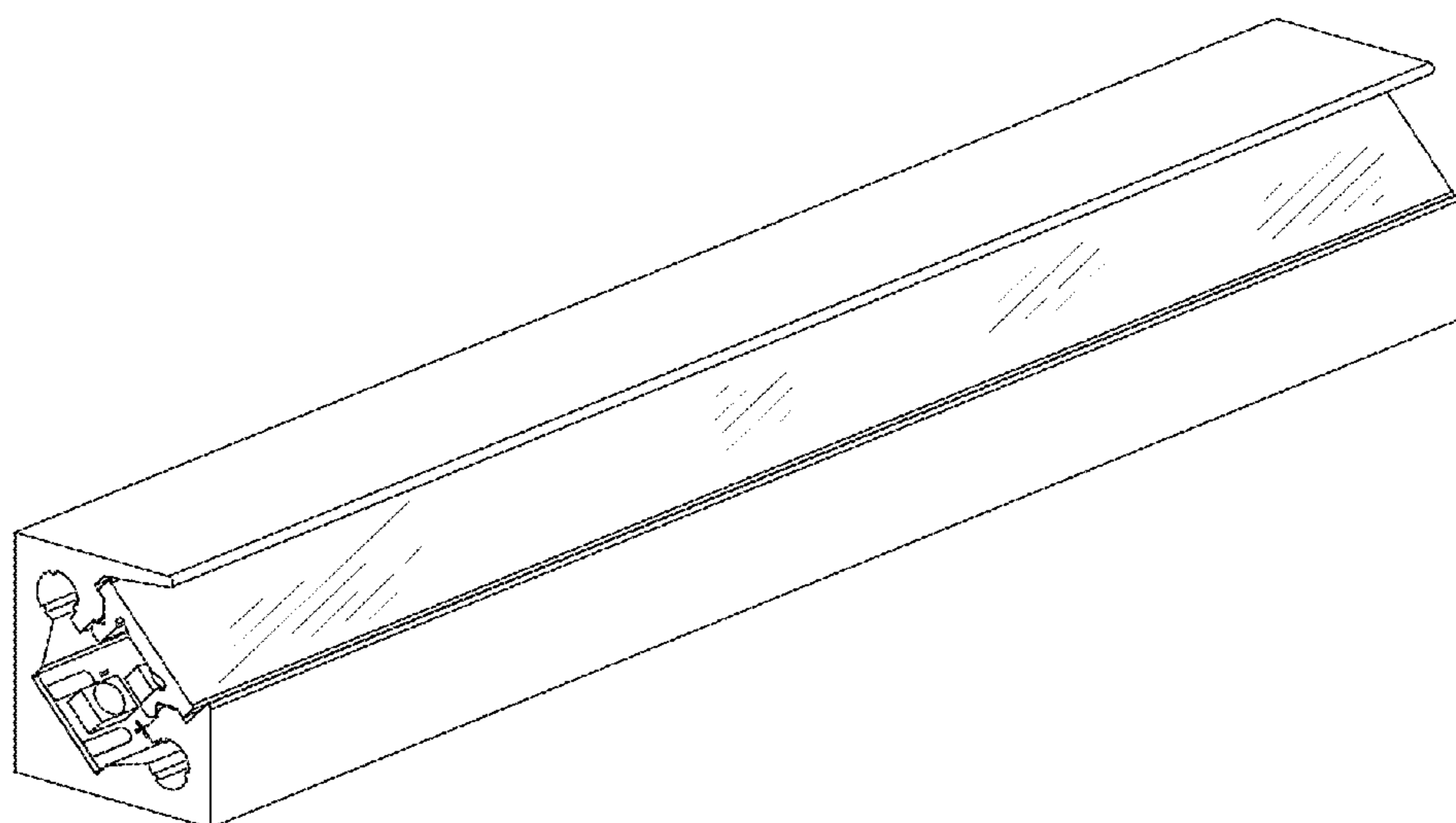
The ornamental design for lamp structure, as shown and described.

DESCRIPTION

FIG. 1 illustrates a perspective view of the lamp structure; FIG. 2 illustrates a right side view thereof; FIG. 3 illustrates a front view thereof; FIG. 4 illustrates a rear view thereof; FIG. 5 illustrates a left side view thereof; FIG. 6 illustrates a top view thereof; and, FIG. 7 illustrates a bottom view thereof.

1 Claim, 3 Drawing Sheets

(56) **References Cited**
U.S. PATENT DOCUMENTS
5,040,347 A * 8/1991 Valvis E06B 3/68
29/445
6,276,634 B1 * 8/2001 Bodle A62B 3/00
244/118.5



(56)

References Cited

U.S. PATENT DOCUMENTS

D705,983 S *	5/2014	Klus	D26/138
D705,984 S *	5/2014	Klus	D26/138
D724,258 S *	3/2015	Klus	D26/141
D757,993 S *	5/2016	Klus	D26/138

* cited by examiner

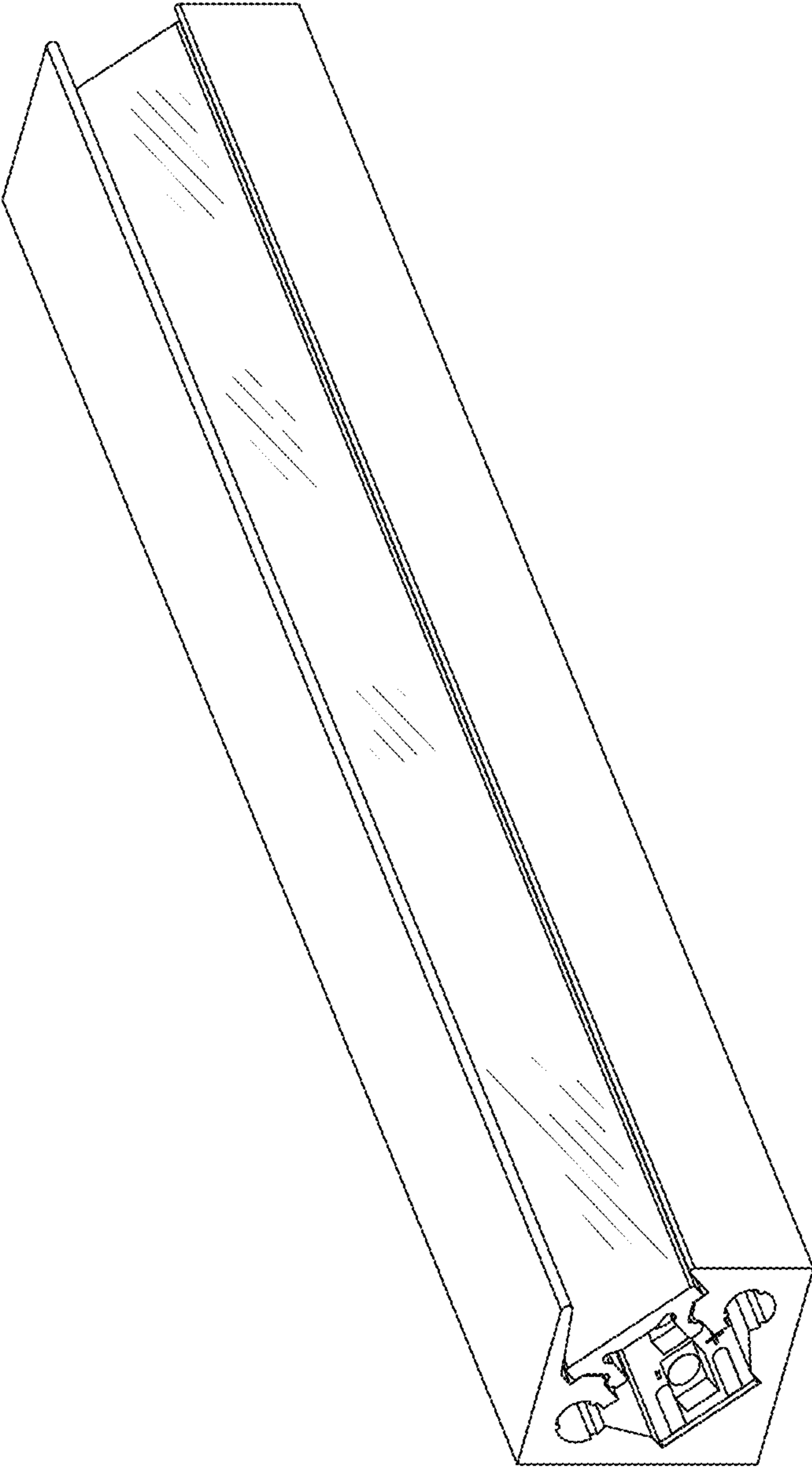


FIG. 1

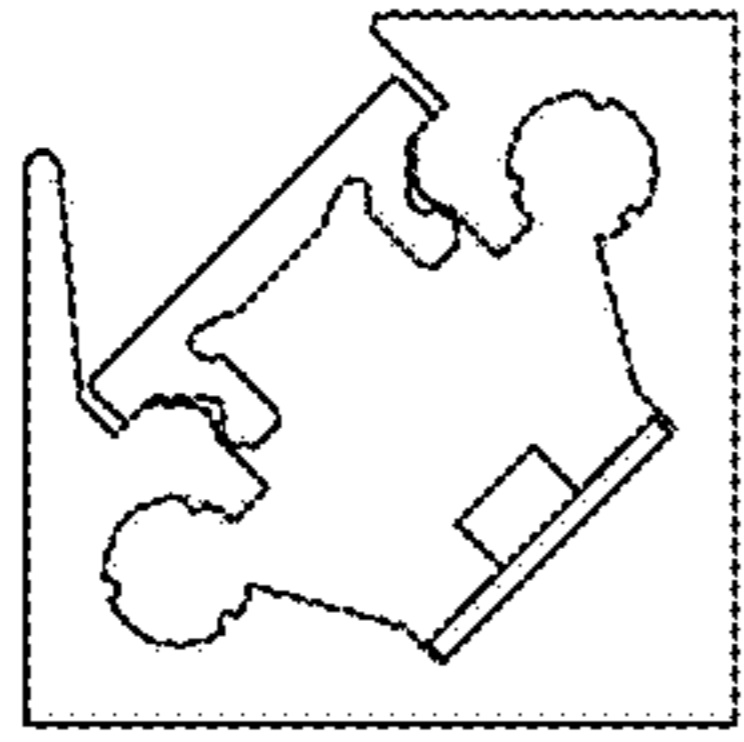


FIG. 2




FIG. 5




FIG. 3




FIG. 4




FIG. 6




FIG. 7