



US00D780367S

(12) **United States Design Patent**
Clark

(10) **Patent No.:** **US D780,367 S**

(45) **Date of Patent:** **** Feb. 28, 2017**

(54) **LIGHT FIXTURE**

(71) Applicant: **Quoizel, Inc.**, Goose Creek, SC (US)

(72) Inventor: **Ed Clark**, Mount Pleasant, SC (US)

(73) Assignee: **Quoizel, Inc.**, Goose Creek, SC (US)

(**) Term: **15 Years**

(21) Appl. No.: **29/551,451**

(22) Filed: **Jan. 13, 2016**

(51) **LOC (10) Cl.** **26-03**

(52) **U.S. Cl.**
USPC **D26/88**

(58) **Field of Classification Search**
USPC D26/81-91, 143, 144
CPC F21S 8/04; F21S 8/043; F21S 8/046; F21S
8/06; F21S 8/061; F21S 8/063; F21S
8/065

See application file for complete search history.

(56) **References Cited**

U.S. PATENT DOCUMENTS

D39,143 S *	2/1908	D'A.Ryan et al.	D26/88
D43,001 S *	9/1912	Humphrey	D26/89
D54,191 S *	11/1919	Yardley	D26/88
D59,906 S *	12/1921	Mohrmann	D26/85
D75,363 S *	5/1928	Goodfriend	D26/83
D85,629 S *	11/1931	Wing	D26/88
2,176,236 A *	10/1939	Parlato	F21S 8/06 362/305
D125,312 S *	2/1941	Logan	D26/88
5,645,343 A *	7/1997	Rinehimer	F21S 8/065 362/235
D461,583 S *	8/2002	Hsu	D26/90

D702,392 S *	4/2014	Ohuchi	D26/88
2008/0175010 A1 *	7/2008	Myers	B44C 3/12 362/382
2014/0218926 A1 *	8/2014	Jackson	F21S 4/10 362/249.16

* cited by examiner

Primary Examiner — Clare E Heflin

(74) *Attorney, Agent, or Firm* — Nelson Mullins Riley & Scarborough, LLP

(57) **CLAIM**

The ornamental design for a light fixture, as shown and described.

DESCRIPTION

FIG. 1 is a perspective view of a light fixture embodying the design of the present invention.

FIG. 2 is a front side elevational view of the light fixture illustrated in FIG. 1.

FIG. 3 is a back side elevational view of the light fixture illustrated in FIG. 1.

FIG. 4 is a right side elevational view of the light fixture illustrated in FIG. 1.



FIG. 5 is a left side elevational view of the light fixture illustrated in FIG. 1.

FIG. 6 is a top view of the light fixture illustrated in FIG. 1; and,

FIG. 7 is a bottom view of the light fixture illustrated in FIG. 1.

The portions shown in broken lines form no part of the claimed design.

1 Claim, 7 Drawing Sheets






FIG. 1




FIG. 2




FIG. 3




FIG. 4




FIG. 5




FIG. 6




FIG. 7