



US00D780351S

(12) **United States Design Patent**
Ha et al.

(10) **Patent No.:** **US D780,351 S**

(45) **Date of Patent:** **** Feb. 28, 2017**

(54) **REAR COMBINATION LAMP FOR AUTOMOBILES**

(71) Applicant: **Hyundai Motor Company**, Seoul (KR)

(72) Inventors: **Ji-Won Ha**, Gyeonggi-do (KR);
Bum-Young Song, Seoul (KR)

(73) Assignee: **Hyundai Motor Company**, Seoul (KR)

(**) Term: **15 Years**

(21) Appl. No.: **29/543,932**

(22) Filed: **Oct. 29, 2015**

(30) **Foreign Application Priority Data**

Jul. 31, 2015 (KR) 30-2015-0038773

(51) **LOC (10) Cl.** **26-06**

(52) **U.S. Cl.**
USPC **D26/28**

(58) **Field of Classification Search**
USPC D26/28-36; 362/80-83, 267-269,
362/459-468, 475-478, 485-487
CPC F21S 48/00; F21S 48/10; F21S 48/115;
F21S 48/225; F21S 48/1233; F21S
48/1266; F21S 48/1388; F21S 48/2268;
F21V 21/04
See application file for complete search history.

(56) **References Cited**

U.S. PATENT DOCUMENTS

D455,508 S * 4/2002 Sinkwitz D26/28
D465,039 S * 10/2002 Murkett D26/28

D491,298 S * 6/2004 Hall D26/28
D539,450 S * 3/2007 Pfeiffer D26/28
D540,480 S * 4/2007 Pfeiffer D26/28
D565,211 S * 3/2008 Haller D26/28
D674,939 S * 1/2013 Lai D26/28

* cited by examiner

Primary Examiner — Marcus Jackson

(74) *Attorney, Agent, or Firm* — Mintz Levin Cohn Ferris
Glovsky and Popeo, P.C.; Kongsik Kim

(57) **CLAIM**

The ornamental design for a rear combination lamp for automobiles, as shown and described.

DESCRIPTION

FIG. 1 is a perspective view of a rear combination lamp for automobiles according to the present invention.

FIG. 2 is a front view of the rear combination lamp for automobiles of FIG. 1.

FIG. 3 is a rear view of the rear combination lamp for automobiles of FIG. 1.

FIG. 4 is a left side view of the rear combination lamp for automobiles of FIG. 1.

FIG. 5 is a right side view of the rear combination lamp for automobiles of FIG. 1.

FIG. 6 is a top view of the rear combination lamp for automobiles of FIG. 1; and,

FIG. 7 is a bottom view of the rear combination lamp for automobiles of FIG. 1.

1 Claim, 7 Drawing Sheets




FIG. 1




FIG. 2




FIG. 3




FIG. 4




FIG. 5

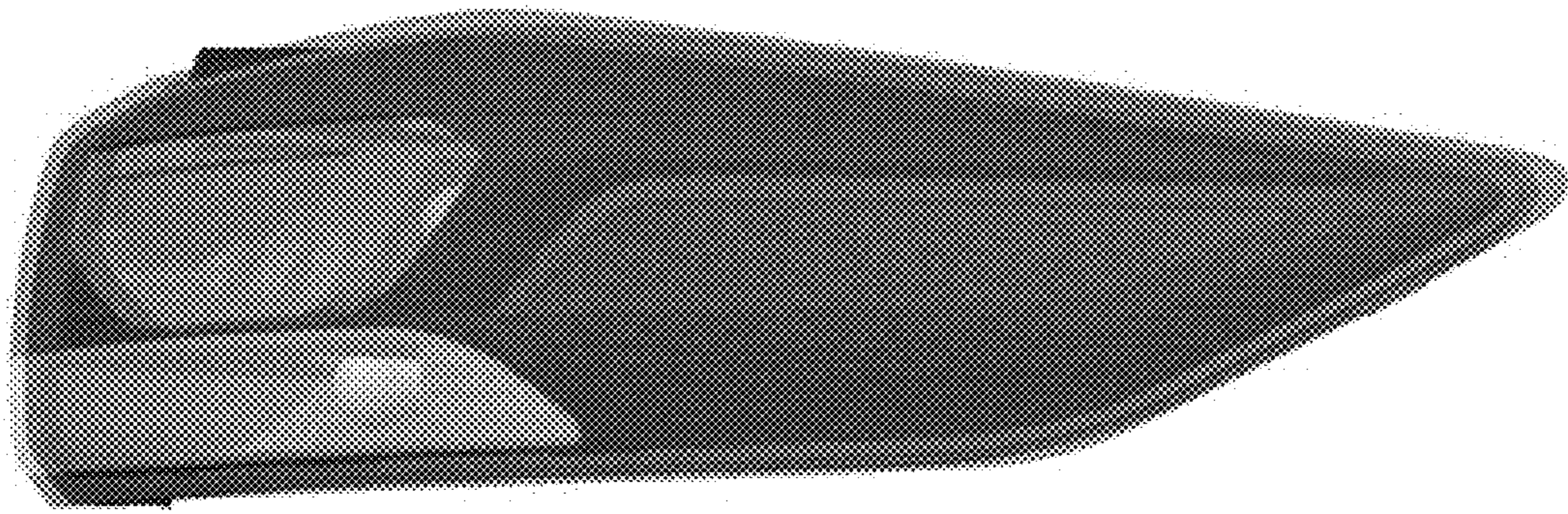


FIG. 6

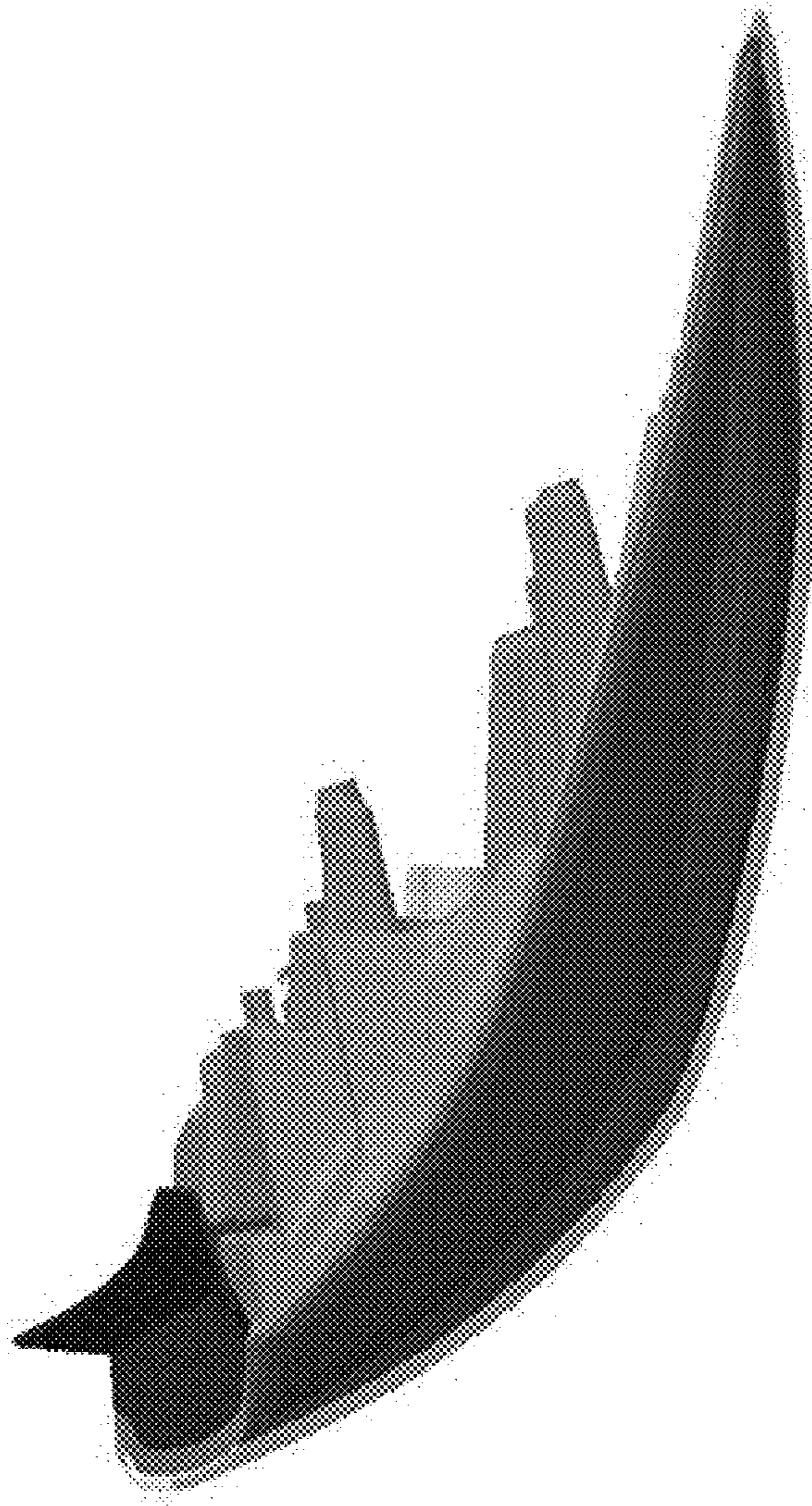


FIG. 7

