

US00D780348S

(12) **United States Design Patent** (10) **Patent No.:** **US D780,348 S**  
**Amrine, Jr. et al.** (45) **Date of Patent:** **\*\* Feb. 28, 2017**

(54) **LED-BASED LIGHT TUBE**  
(71) Applicant: **iLumisys, Inc.**, Troy, MI (US)  
(72) Inventors: **James M. Amrine, Jr.**, Ann Arbor, MI (US); **John Ivey**, Farmington Hills, MI (US)  
(73) Assignee: **iLumisys, Inc.**, Troy, MI (US)  
(\*\*) Term: **15 Years**

7,329,024 B2 2/2008 Lynch et al.  
D574,093 S 7/2008 Kitagawa et al.  
7,396,146 B2 7/2008 Wang  
D576,749 S 9/2008 Kitagawa et al.  
D581,556 S 11/2008 To et al.  
D584,429 S 1/2009 Pei et al.  
7,510,299 B2 3/2009 Timmermans et al.  
7,514,876 B2 4/2009 Roach, Jr.  
7,521,872 B2 4/2009 Bruning  
D594,999 S 6/2009 Uchida et al.  
D597,686 S 8/2009 Noh  
7,594,738 B1 9/2009 Lin et al.

(Continued)

(21) Appl. No.: **29/528,767**  
(22) Filed: **Jun. 1, 2015**  
(51) **LOC (10) Cl.** ..... **26-04**  
(52) **U.S. Cl.**  
USPC ..... **D26/3**  
(58) **Field of Classification Search**  
USPC ..... D26/1-4; 313/313, 315, 316, 317, 318,  
313/493; 315/52, 53, 56, 57, 58  
CPC ..... H01J 5/48; H01J 5/50; H01J 19/54; F21V  
5/00  
See application file for complete search history.

*Primary Examiner* — Marcus Jackson  
(74) *Attorney, Agent, or Firm* — Fish & Richardson P.C.

(57) **CLAIM**

The ornamental design for an LED-based light tube, as shown and described.

**DESCRIPTION**


FIG. 1 is a perspective view of a LED based light tube showing our new design, with the broken line showing of the tube portion is included for the purpose of illustrating only and forms no part of the claimed design;  
FIG. 2 is an enlarged perspective view thereof, with the center portion of the tube broken away to indicate indeterminate length;  
FIG. 3 is a side elevational view thereof;  
FIG. 4 is an opposite side elevational view thereof;  
FIG. 5 is an end elevational view thereof;  
FIG. 6 is an opposite end elevational view thereof;  
FIG. 7 is a top plan view thereof; and,  
FIG. 8 is a bottom plan view thereof.  
The shade lines show contour and not surface ornamentation. The broken lines are environmental and form no part of the claimed design.

(56) **References Cited**

U.S. PATENT DOCUMENTS

5,473,522 A 12/1995 Kriz et al.  
5,850,126 A 12/1998 Kanbar  
D437,947 S 2/2001 Huang  
6,227,679 B1 5/2001 Zhang et al.  
D477,093 S 7/2003 Moriyama et al.  
6,598,996 B1 7/2003 Lodhie  
6,652,117 B2 11/2003 Tsai  
6,659,622 B2 12/2003 Katogi et al.  
6,851,832 B2 2/2005 Tieszen  
D506,274 S 6/2005 Moriyama et al.  
7,049,761 B2 5/2006 Timmermans et al.  
D553,267 S 10/2007 Yuen

**1 Claim, 3 Drawing Sheets**



(56)

References Cited

U.S. PATENT DOCUMENTS

D601,726 S	10/2009	Mollaert et al.	7,976,196 B2	7/2011	Ivey et al.
D610,724 S	2/2010	Chiang et al.	7,990,070 B2	8/2011	Nerone
D611,172 S *	3/2010	Lin ..... D26/3	7,997,770 B1	8/2011	Meurer
7,712,918 B2	5/2010	Siemiet et al.	D650,097 S	12/2011	Trumble et al.
7,758,207 B1	7/2010	Zhou et al.	D650,494 S	12/2011	Tsao et al.
D621,975 S	8/2010	Wang	D652,968 S	1/2012	Aguiar et al.
7,784,966 B2	8/2010	Verfuert et al.	8,093,823 B1	1/2012	Ivey et al.
7,815,338 B2	10/2010	Siemiet et al.	D654,192 S	2/2012	Maxik et al.
7,850,341 B2	12/2010	Mrakovich et al.	8,118,447 B2	2/2012	Simon et al.
RE42,161 E	2/2011	Hochstein	D660,472 S	5/2012	Aguiar et al.
7,878,683 B2	2/2011	Logan et al.	D662,236 S	6/2012	Matsushita
7,887,216 B2	2/2011	Patrick	2003/0218879 A1	11/2003	Tieszen
7,887,226 B2	2/2011	Huang et al.	2007/0195527 A1	8/2007	Russell
D634,452 S	3/2011	de Visser	2007/0285926 A1	12/2007	Maxik
D636,504 S *	4/2011	Duster ..... D26/3	2009/0046473 A1	2/2009	Tsai et al.
7,926,975 B2	4/2011	Siemiet et al.	2010/0270925 A1	10/2010	Withers
7,938,562 B2	5/2011	Ivey et al.	2011/0090682 A1	4/2011	Zheng et al.
7,946,729 B2	5/2011	Ivey et al.	2011/0156584 A1	6/2011	Kim
			2011/0176298 A1	7/2011	Meurer et al.
			2011/0199769 A1	8/2011	Bretschneider et al.

\* cited by examiner

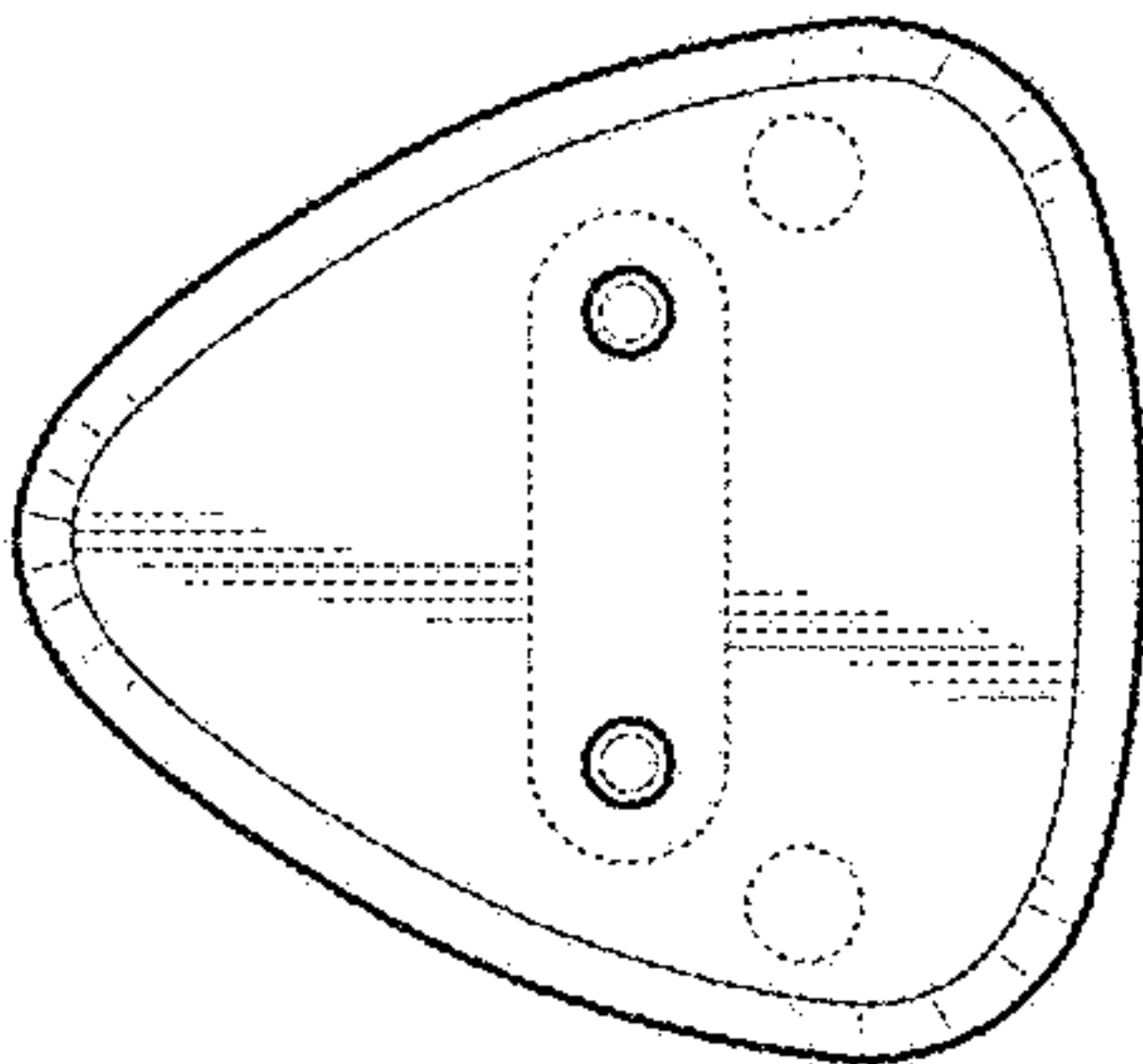


FIG. 5

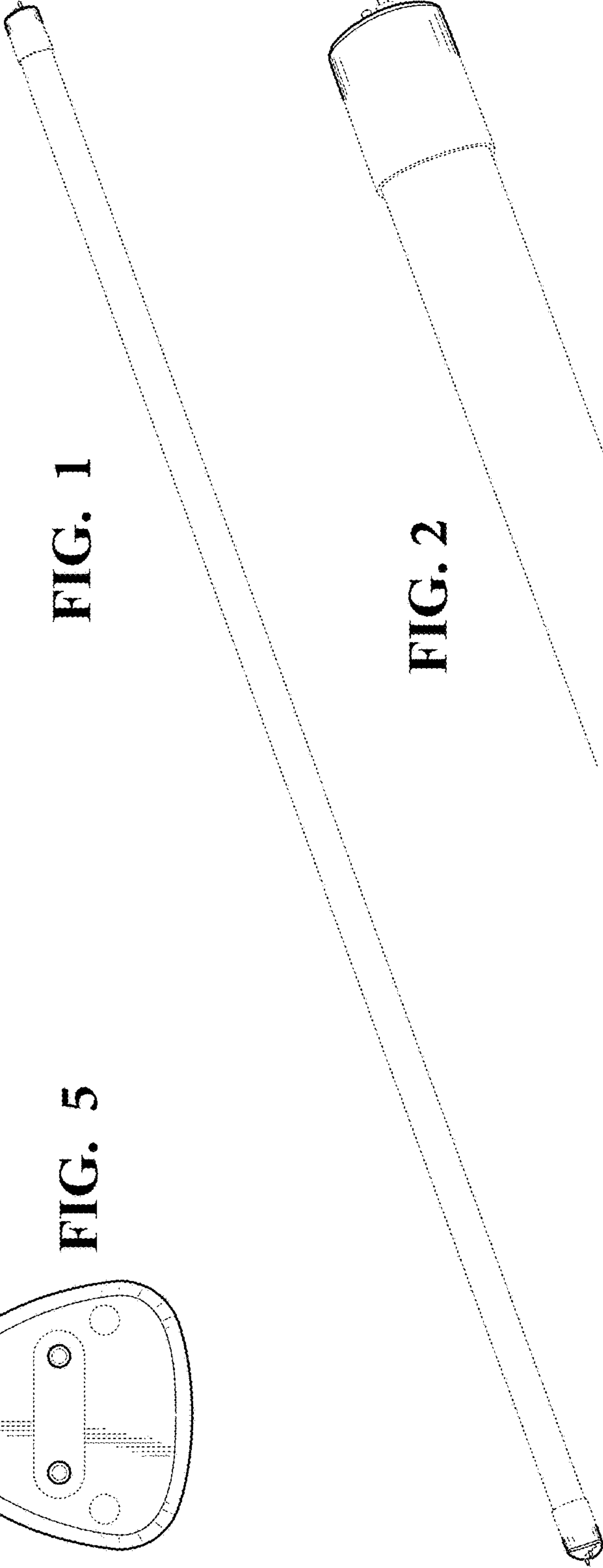


FIG. 1

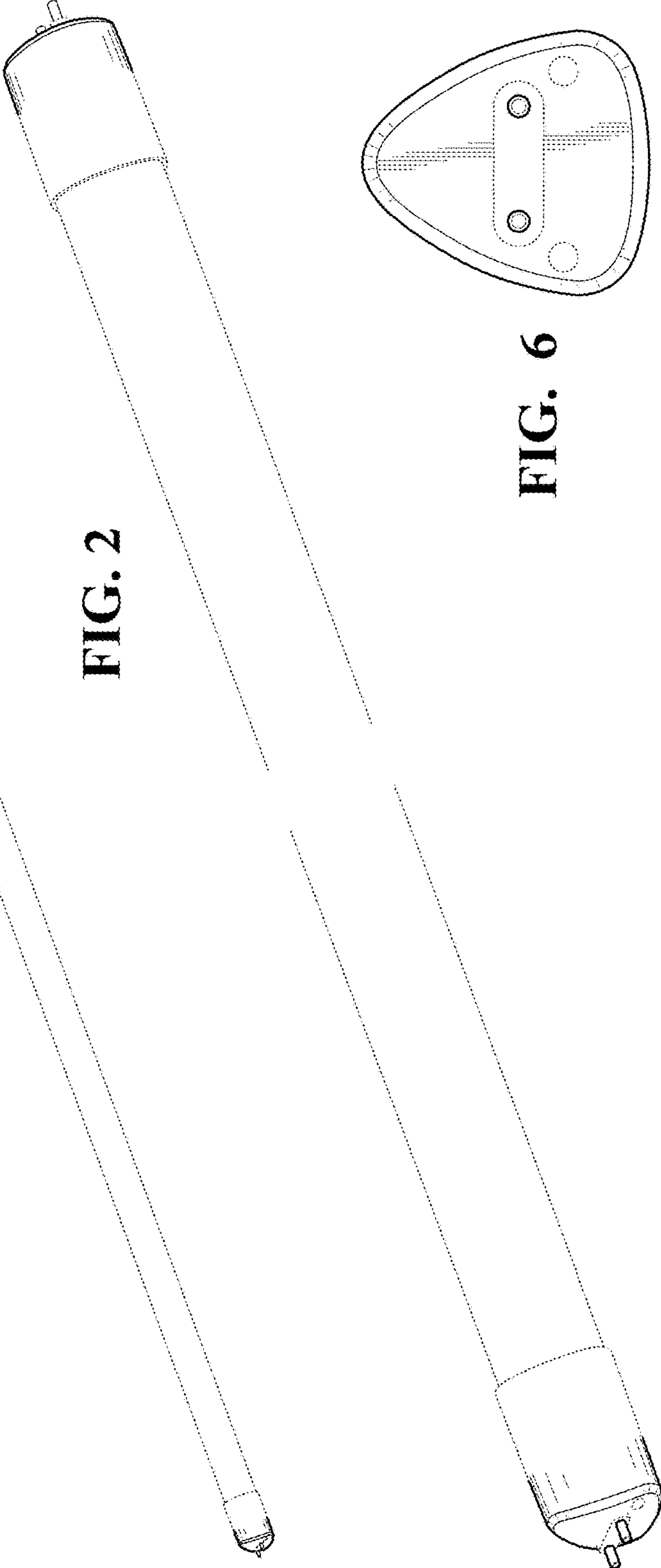


FIG. 2

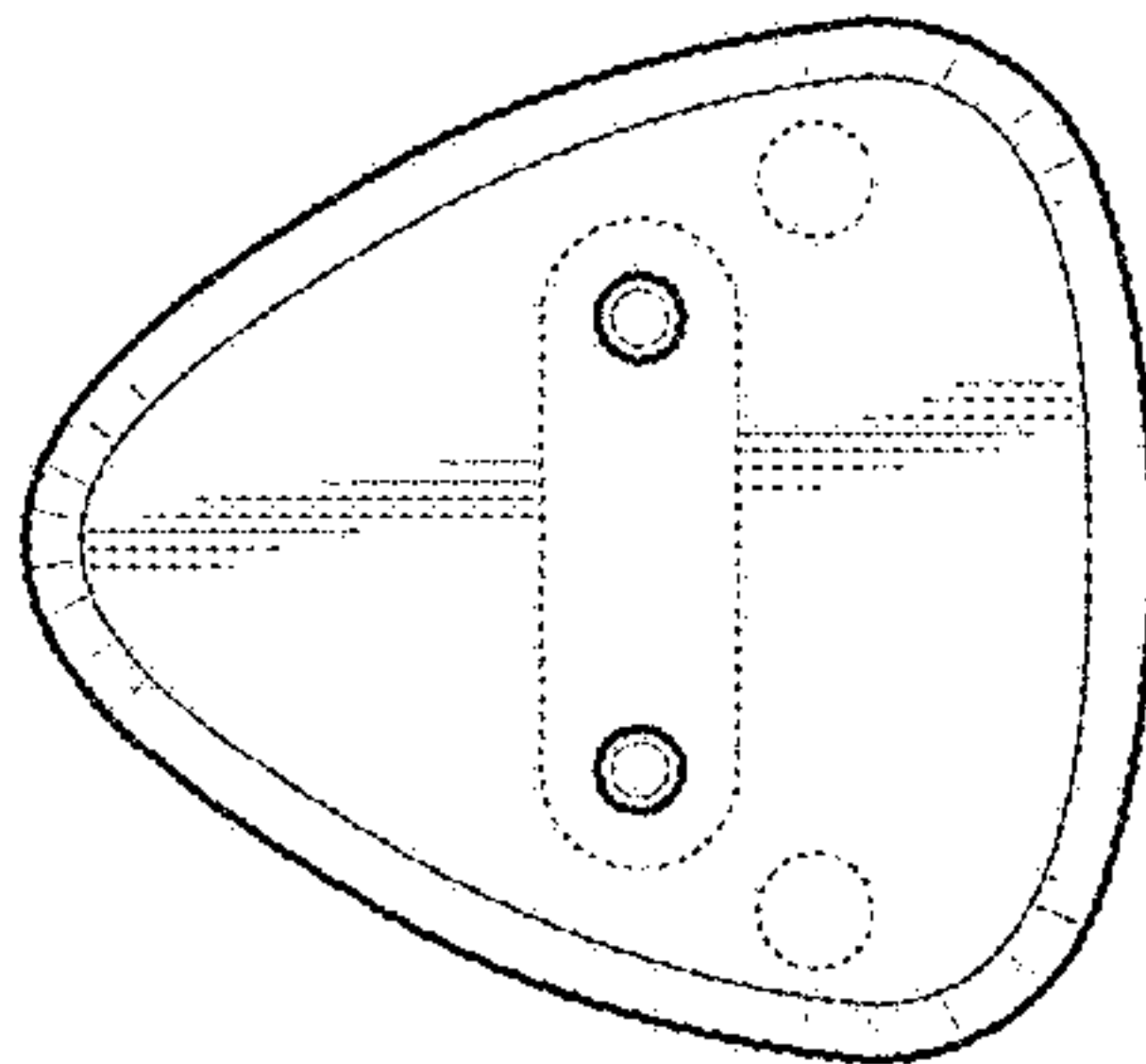


FIG. 6




FIG. 3




FIG. 4



FIG. 7



FIG. 8