



US00D780313S

(12) **United States Design Patent**
DaCosta et al.

(10) **Patent No.:** **US D780,313 S**

(45) **Date of Patent:** **** Feb. 28, 2017**

(54) **BOW PLATE**

(71) Applicant: **Paragon 28, Inc.**, Englewood, CO (US)

(72) Inventors: **Albert DaCosta**, Lone Tree, CO (US);
Thomas San Giovanni, Miami, FL
(US); **Michael Houghton**, Ft. Collins,
FL (US)

(73) Assignee: **Paragon 28, Inc.**, Englewood, CO (US)

(**) Term: **15 Years**

(21) Appl. No.: **29/558,224**

(22) Filed: **Mar. 16, 2016**

Related U.S. Application Data

(63) Continuation of application No. 14/655,929, filed on
Jun. 26, 2015.

(51) **LOC (10) Cl.** **24-00**

(52) **U.S. Cl.**
USPC **D24/155**

(58) **Field of Classification Search**
USPC D24/171, 155; 600/211; 606/281, 303
CPC A61B 17/0206
See application file for complete search history.

(56) **References Cited**

U.S. PATENT DOCUMENTS

5,363,841	A *	11/1994	Coker	A61B 17/0206
					600/211
D440,311	S *	4/2001	Michelson	D24/155
D449,692	S *	10/2001	Michelson	D24/155
6,416,528	B1	7/2002	Michelson et al.		
D582,040	S *	12/2008	Bush, Jr.	D24/155
D597,673	S *	8/2009	Smisson, III	D24/155
D598,104	S *	8/2009	Bush, Jr.	D24/155
D602,589	S *	10/2009	Bush, Jr.	D24/155
D603,504	S *	11/2009	Kriska	D24/155
D603,506	S *	11/2009	Kriska	D24/155

D603,961	S *	11/2009	Kriska	D24/155
D603,962	S *	11/2009	Kriska	D24/155
D603,963	S *	11/2009	Kriska	D24/155
D623,743	S *	9/2010	Den Hartog	D24/155
D623,744	S *	9/2010	Strnad	D24/155
D623,745	S *	9/2010	Kay	D24/155
D623,751	S *	9/2010	Weiman	D24/155

(Continued)

FOREIGN PATENT DOCUMENTS

WO	2013062621	A2	5/2013
WO	2015094410	A1	6/2015

OTHER PUBLICATIONS

International Search Report for PCT/US2014045446, dated Nov.
25, 2014.

(Continued)

Primary Examiner — Rhea Shields

(74) *Attorney, Agent, or Firm* — Heslin Rothenberg
Farley & Mesiti P.C.

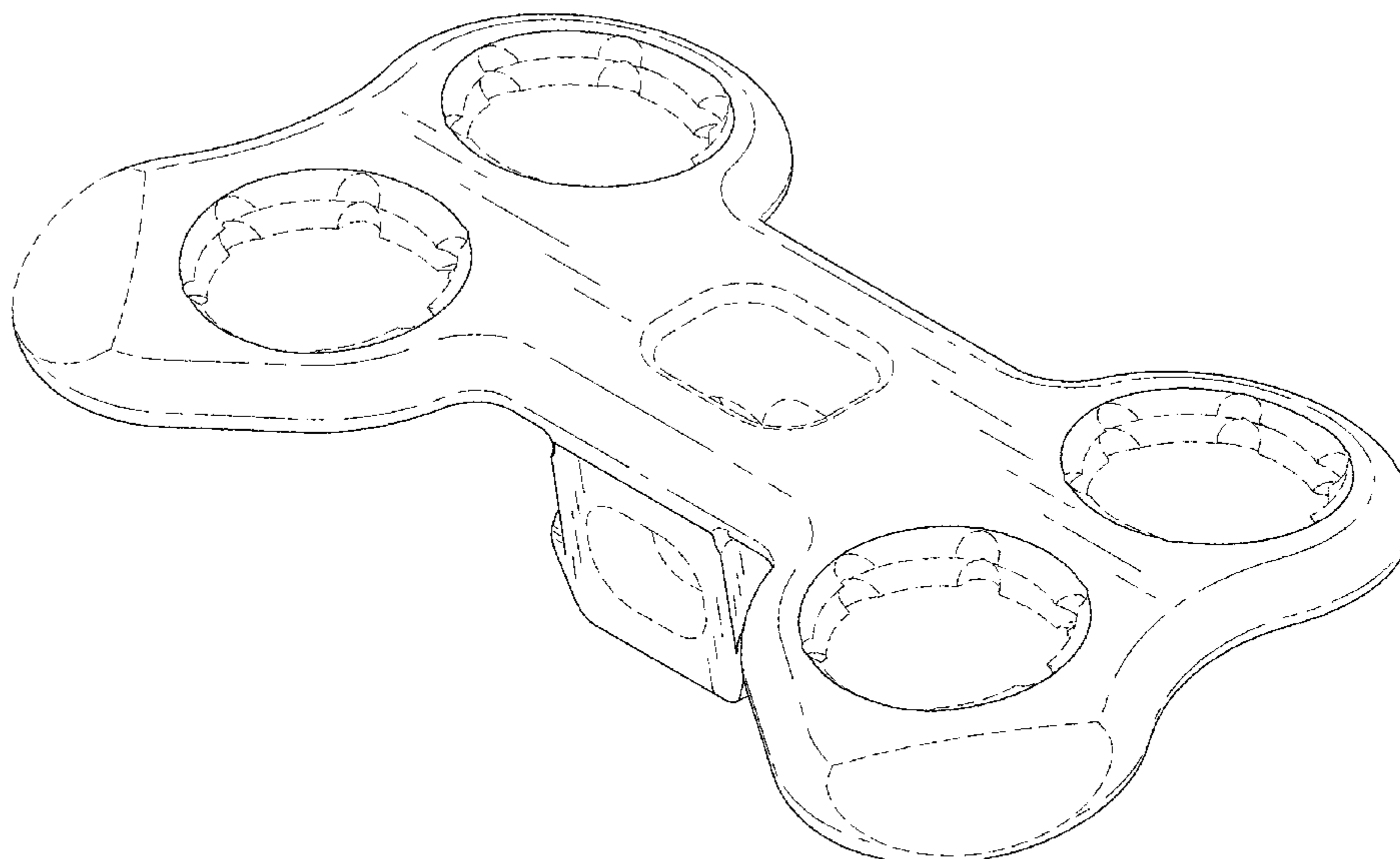
(57) **CLAIM**

The ornamental design for a bow plate, as shown and
described.

DESCRIPTION

FIG. 1 is a perspective view of a bow plate comprising the
new design;
FIG. 2 is a right side view thereof;
FIG. 3 is a left side view thereof;
FIG. 4 is a front view thereof;
FIG. 5 is a top view thereof; and,
FIG. 6 is a bottom view thereof.
In the drawings, the broken lines are for the purpose of
illustrating environment only and form no part of the
claimed design.

1 Claim, 6 Drawing Sheets



(56)

References Cited

U.S. PATENT DOCUMENTS

D643,927	S	*	8/2011	Prasad	D24/155
D717,433	S	*	11/2014	Samani	D24/155
D734,853	S	*	7/2015	Grant	D24/155
D741,487	S	*	10/2015	Langford	D24/155
D754,857	S	*	4/2016	Grant	D24/155
D765,844	S	*	9/2016	DaCosta	D24/155
D766,437	S	*	9/2016	DaCosta	D24/155
2003/0225409	A1		12/2003	Freid et al.		
2005/0085814	A1		4/2005	Sherman et al.		
2007/0073298	A1		3/2007	Beutter et al.		
2010/0152737	A1		6/2010	Ralph et al.		
2011/0106159	A1		5/2011	Nazeck		
2012/0184959	A1		7/2012	Price et al.		
2015/0335366	A1		11/2015	DeCosta et al.		

OTHER PUBLICATIONS

International Search Report for PCT/US2013/077173, dated Apr. 3, 2014.

International Preliminary Search Report on Patentability for PCT/US2014045446, mailed on Jun. 21, 2016.

* cited by examiner

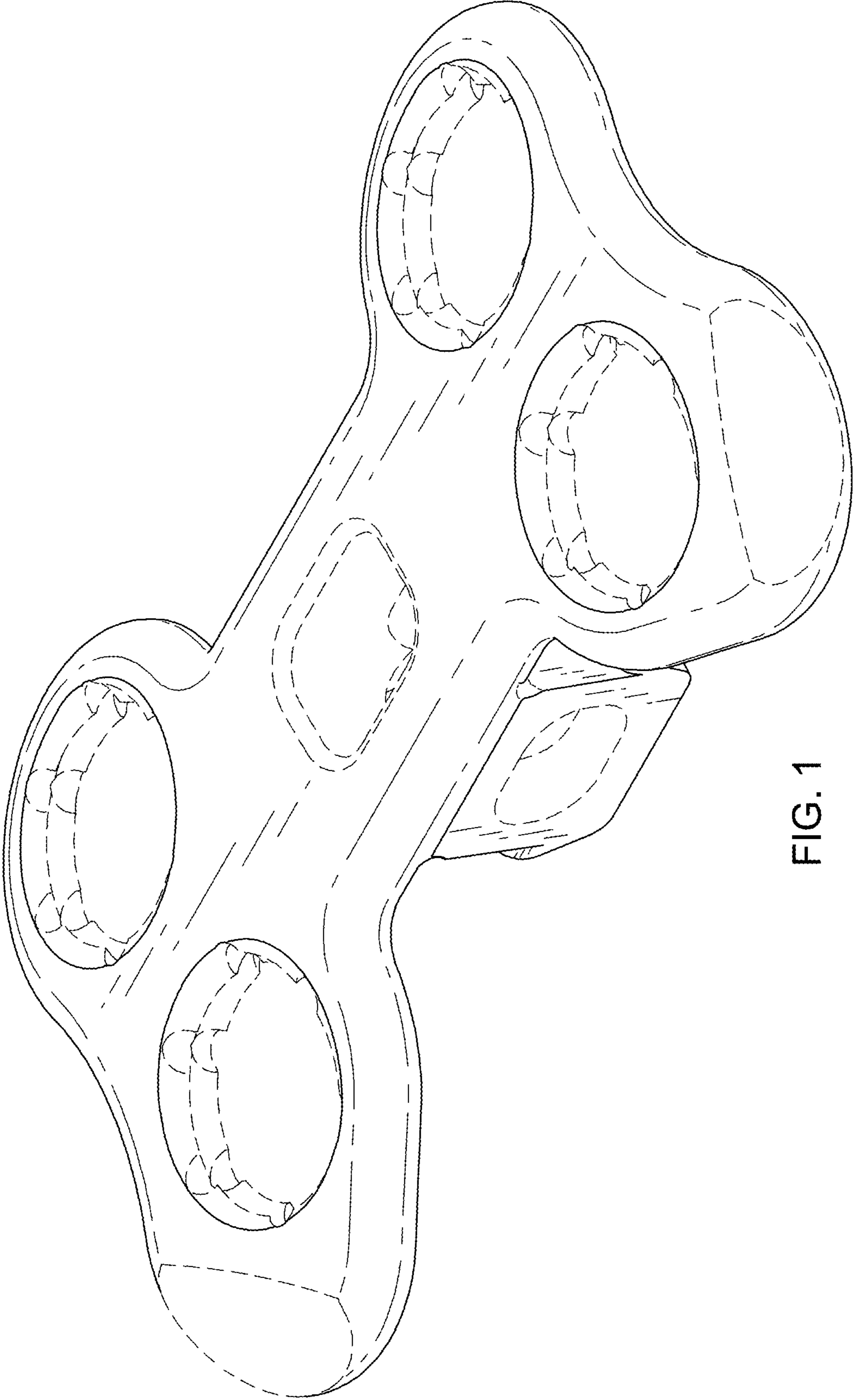


FIG. 1

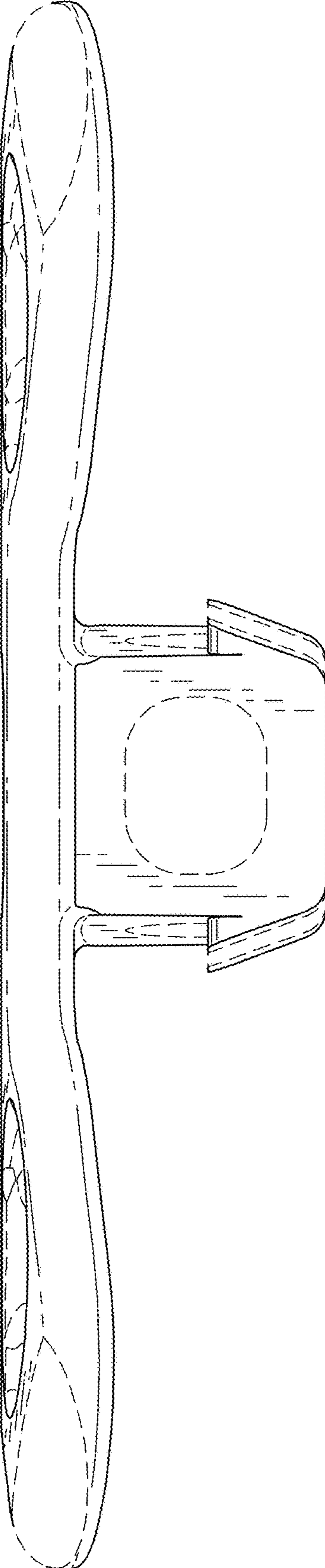


FIG. 2

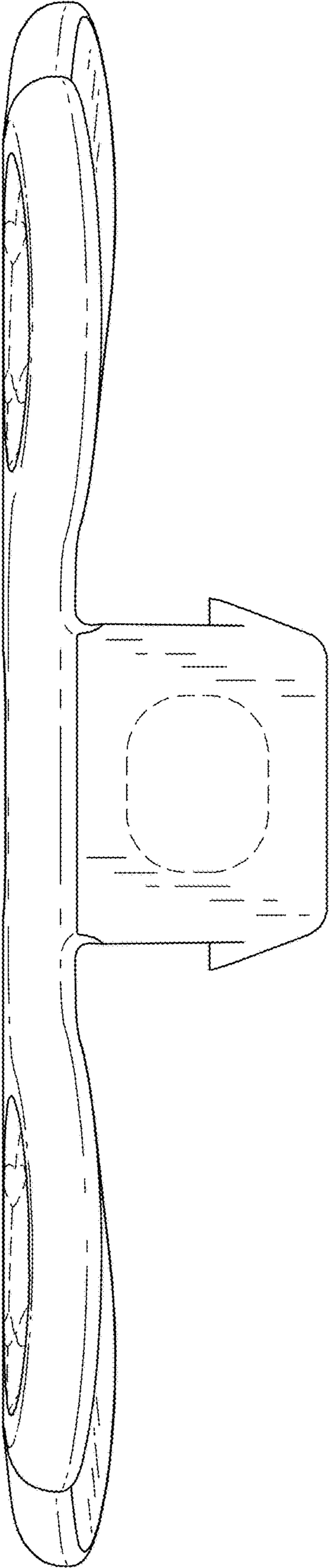


FIG. 3

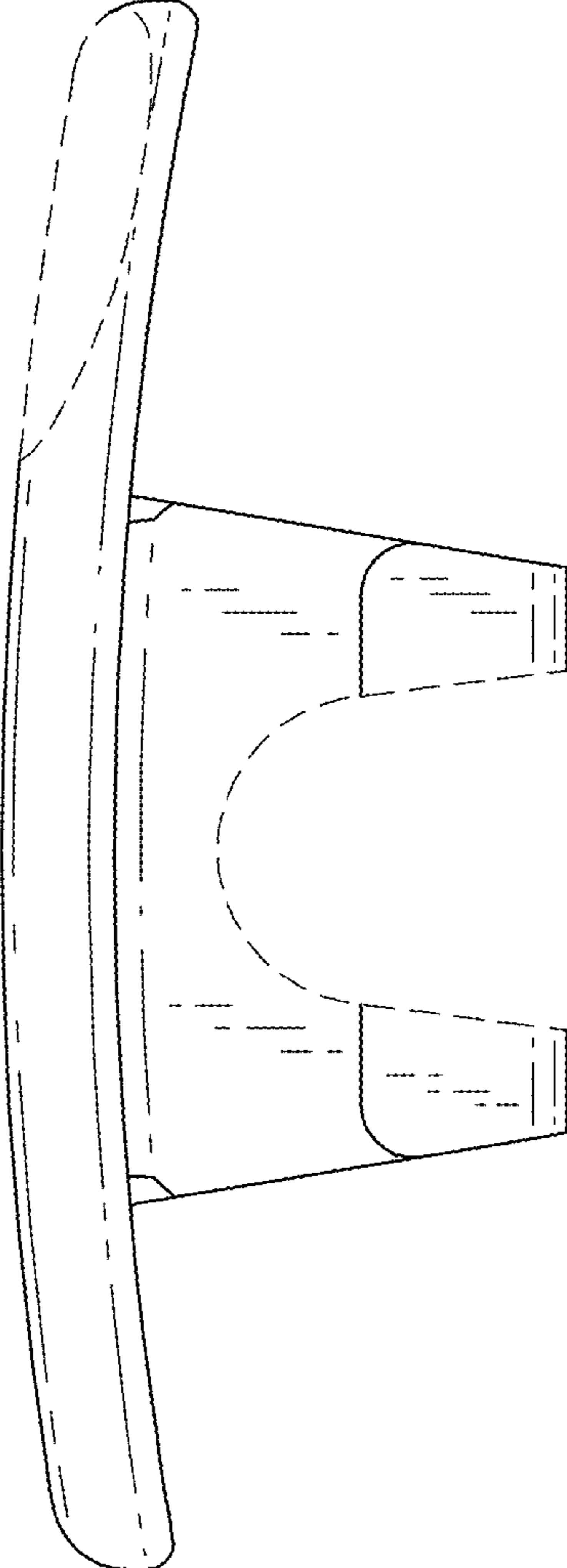


FIG. 4

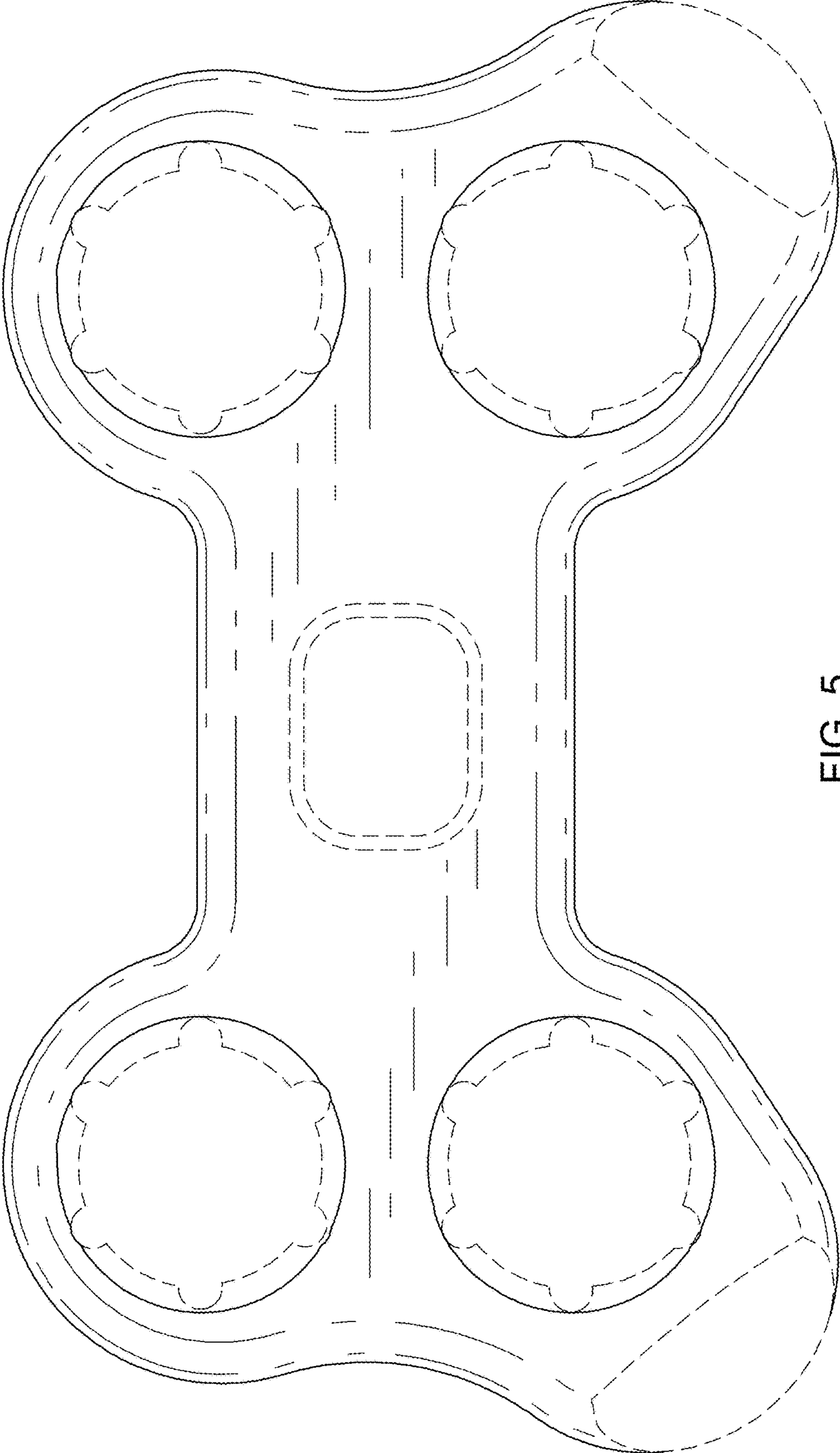


FIG. 5

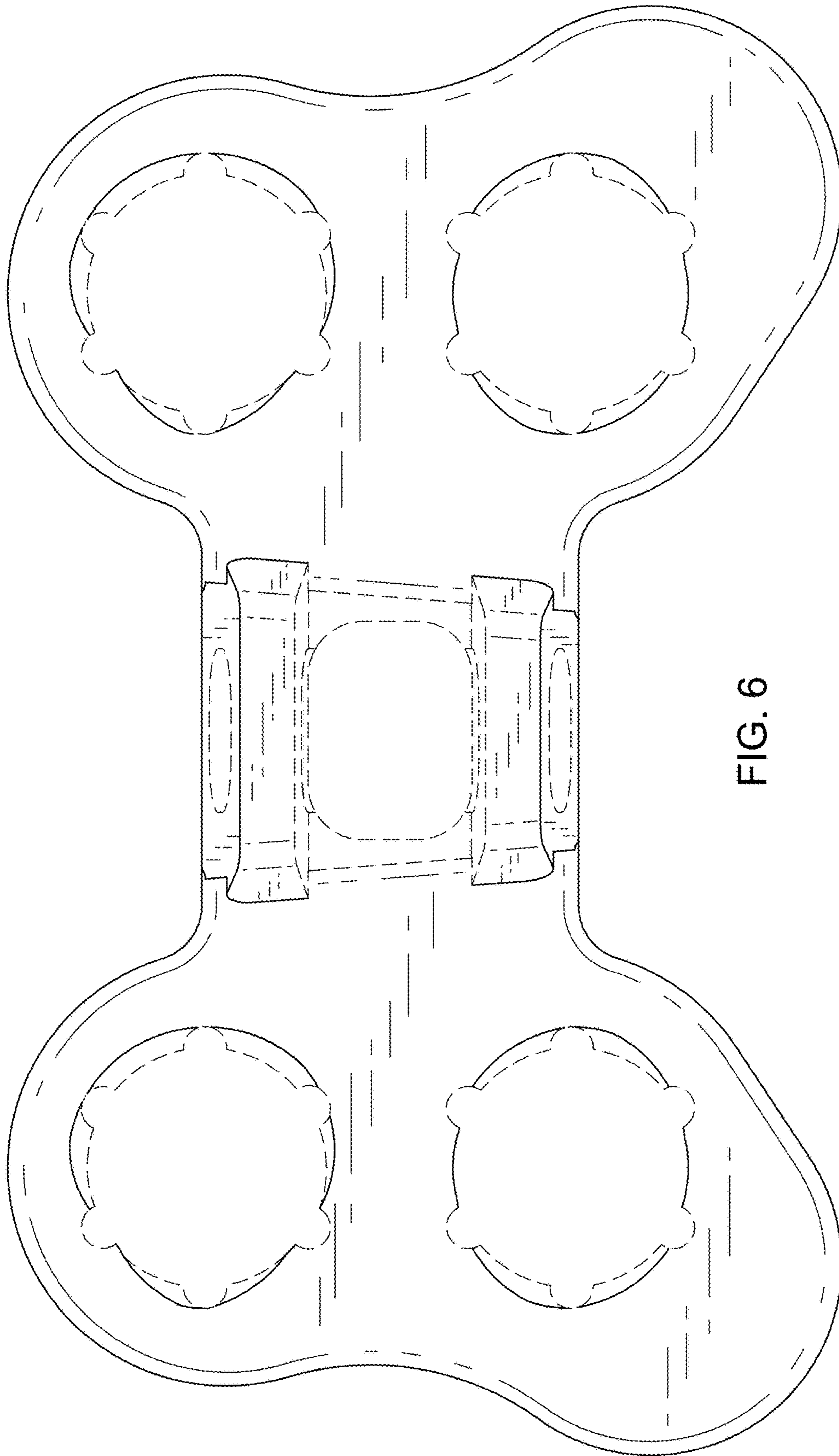


FIG. 6