



US00D780273S

(12) **United States Design Patent**
Dipert et al.

(10) **Patent No.:** **US D780,273 S**

(45) **Date of Patent:** **** Feb. 28, 2017**

(54) **GOLF CLUB HEAD**

(71) Applicant: **Taylor Made Golf Company, Inc.**,
Carlsbad, CA (US)

(72) Inventors: **Joshua J. Dipert**, Carlsbad, CA (US);
Bret H. Wahl, Escondido, CA (US);
Maresala Milo, San Diego, CA (US);
Zac Atwell, Carlsbad, CA (US);
Andrew James, Carlsbad, CA (US);
Jared Guttmann, Oceanside, CA (US)

(73) Assignee: **TAYLOR MADE GOLF COMPANY, INC.**,
Carlton, CA (US)

(**) Term: **15 Years**

(21) Appl. No.: **29/535,853**

(22) Filed: **Aug. 11, 2015**

(51) **LOC (10) Cl.** **21-02**

(52) **U.S. Cl.**
USPC **D21/759**

(58) **Field of Classification Search**

USPC D21/733-752, 759
CPC A63B 53/00; A63B 53/04; A63B 53/047;
A63B 53/0475; A63B 53/0445; A63B
53/065; A63B 53/0487; A63B 2053/002;
A63B 2053/0445; A63B
2053/0433; A63B 2053/0437; A63B
2053/0491; A63B 2053/0479; A63B
53/007

See application file for complete search history.

(56) **References Cited**

U.S. PATENT DOCUMENTS

1,266,529 A * 5/1918 Mattern A63B 53/02
473/312
1,892,482 A * 12/1932 Cash, Jr. A63B 53/02
473/305

1,985,427 A 12/1934 Richardson
2,326,495 A 8/1943 Reenstierna
3,170,691 A 2/1965 Pritchard
5,324,033 A * 6/1994 Fenton, Jr. A63B 53/02
473/305
5,395,109 A * 3/1995 Fenton, Jr. A63B 53/02
473/291
D361,358 S 8/1995 Simmons
D401,655 S * 11/1998 Burrows D21/753
D401,656 S * 11/1998 Burrows D21/753
D434,822 S * 12/2000 Jacobson D21/759
D478,951 S * 8/2003 Burrows D21/759

(Continued)

Primary Examiner — Mitchell Siegel

(74) *Attorney, Agent, or Firm* — Klarquist Sparkman,
LLP

(57) **CLAIM**

We claim the ornamental design for a golf club head, as
shown and described.

DESCRIPTION

FIG. 1 is a perspective view of a golf club head, as viewed
from the top, front and one side, according to one embodi-
ment.

FIG. 2 is a front elevation view of the golf club head of FIG.
1.

FIG. 3 is a rear elevation view of the golf club head of FIG.
1.

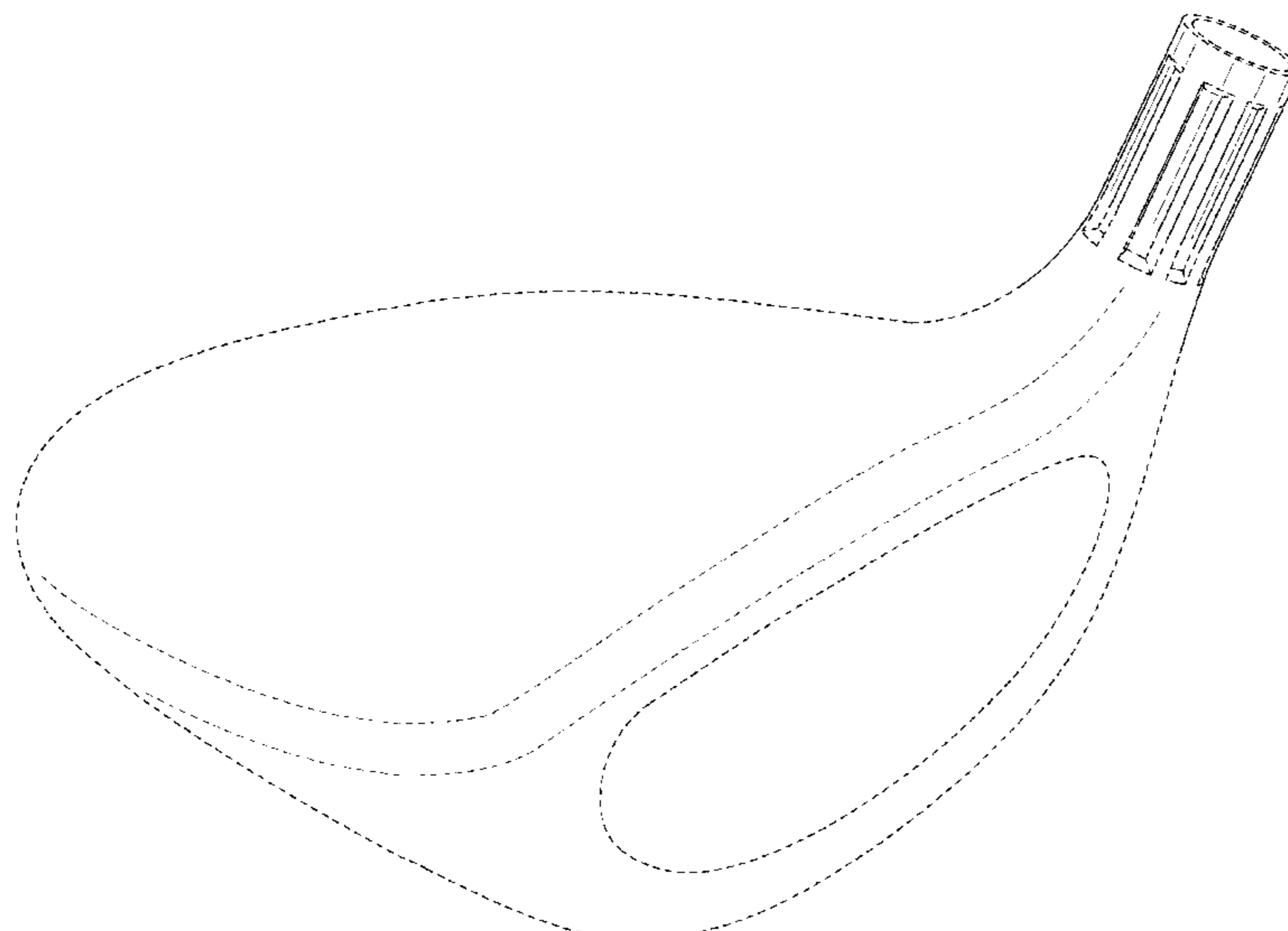
FIG. 4 is a side elevation view of a toe side of the golf club
head of FIG. 1.

FIG. 5 is a side elevation view of an opposite heel side of the
golf club head of FIG. 1.

FIG. 6 is a top plan view of the golf club head of FIG. 1; and,
FIG. 7 is a bottom plan view of the golf club head of FIG.
1.

The dashed lines in the drawings are for purposes of
illustrating environmental structure as well as portions of the
design that form no part of the claimed design.

1 Claim, 7 Drawing Sheets



(56)

References Cited

U.S. PATENT DOCUMENTS

6,663,503	B1	12/2003	Kenmi	
6,752,726	B2	6/2004	Burrows	
D506,798	S *	6/2005	Burrows	D21/759
D582,999	S *	12/2008	Evans	D21/759
D583,000	S *	12/2008	Evans	D21/759
D583,001	S *	12/2008	Evans	D21/759
D583,002	S *	12/2008	Evans	D21/759
D583,891	S *	12/2008	DeMille	D21/759
D586,417	S *	2/2009	Hall	D21/759
D587,770	S *	3/2009	Evans	D21/759
D588,219	S *	3/2009	Evans	D21/759
D589,577	S *	3/2009	Evans	D21/759
D590,466	S *	4/2009	Hall	D21/759
D590,467	S *	4/2009	Cackett	D21/759
D590,468	S *	4/2009	Evans	D21/759
D590,904	S *	4/2009	Evans	D21/759
D590,905	S *	4/2009	Demille	D21/759
D591,375	S *	4/2009	Evans	D21/759
D591,376	S *	4/2009	Evans	D21/759
D591,377	S *	4/2009	Evans	D21/759
D591,378	S *	4/2009	Hocknell	D21/759
D635,628	S *	4/2011	Evans	D21/759
D637,675	S *	5/2011	Evans	D21/759
8,192,303	B2	6/2012	Ban	
8,298,096	B2	10/2012	Stites et al.	
8,696,491	B1	4/2014	Myers	
8,771,097	B2	7/2014	Bennett et al.	
D757,871	S *	5/2016	Dipert	D21/747
2014/0113742	A1	4/2014	Zimmerman et al.	
2015/0031468	A1	1/2015	Matsunaga et al.	

* cited by examiner

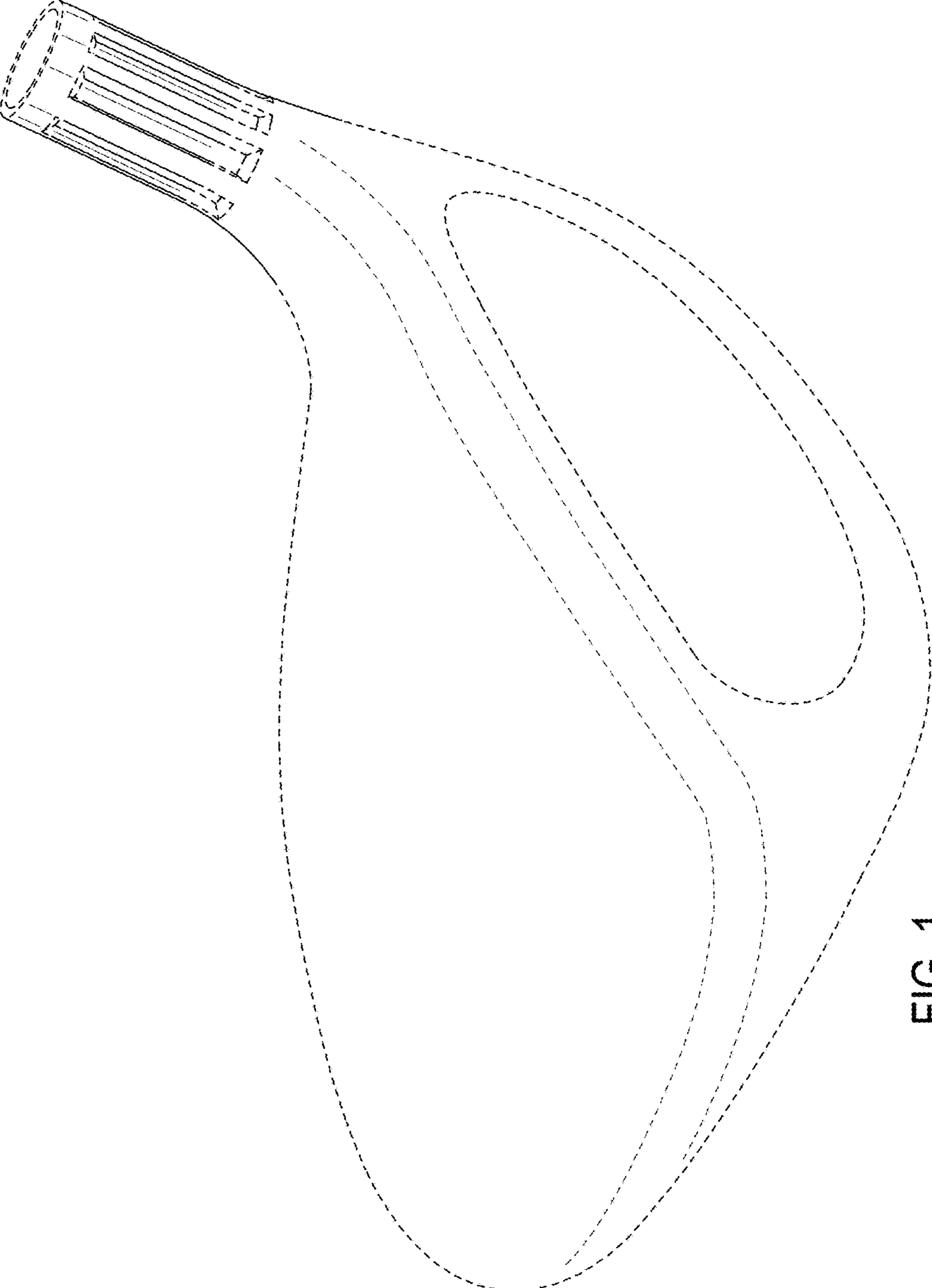


FIG. 1

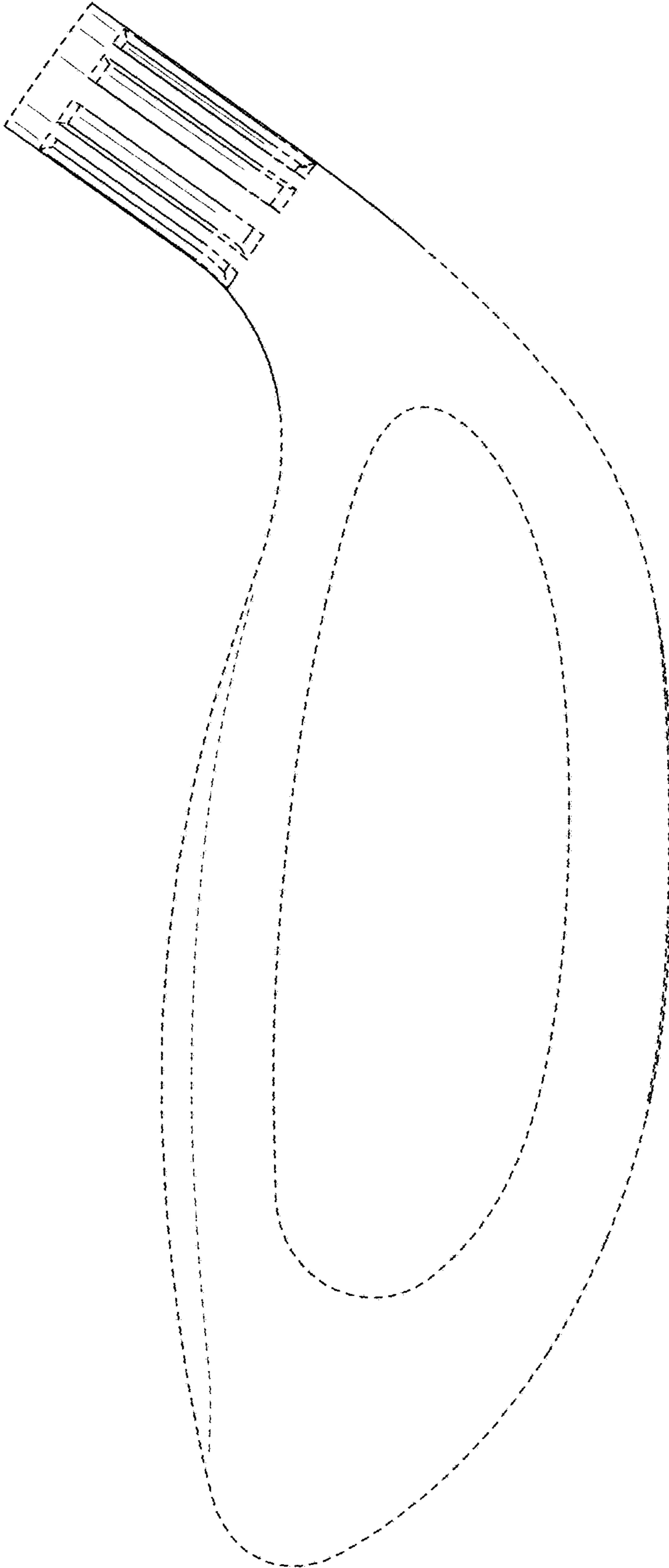


FIG. 2

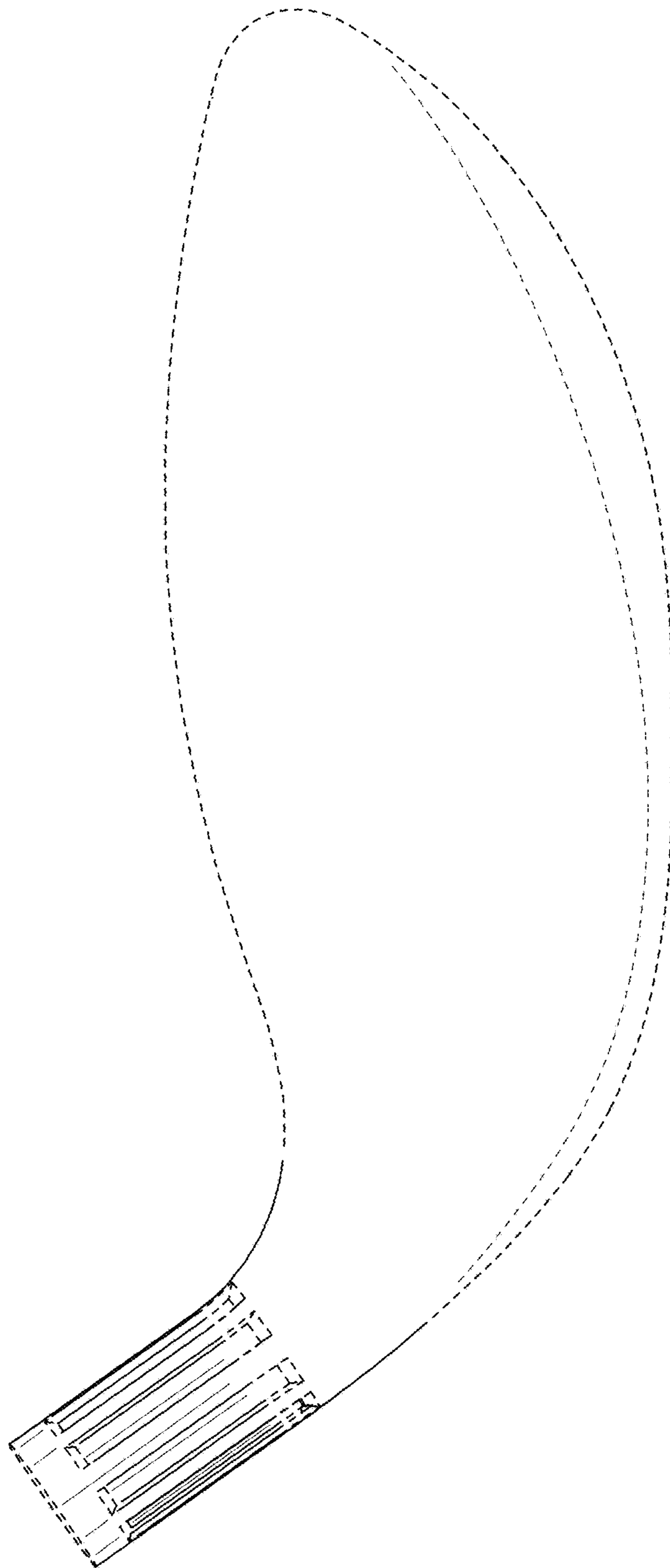


FIG. 3

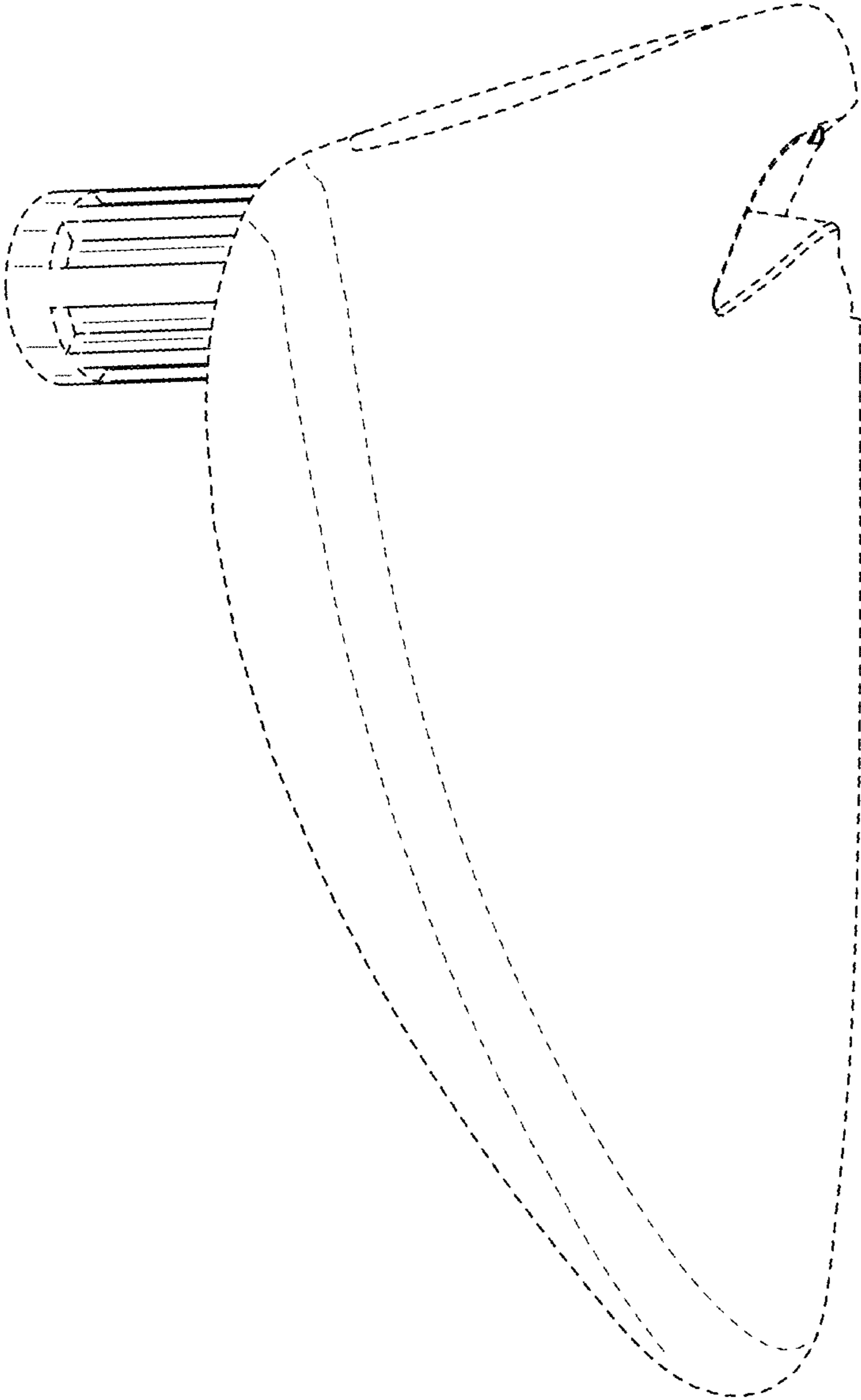


FIG. 4

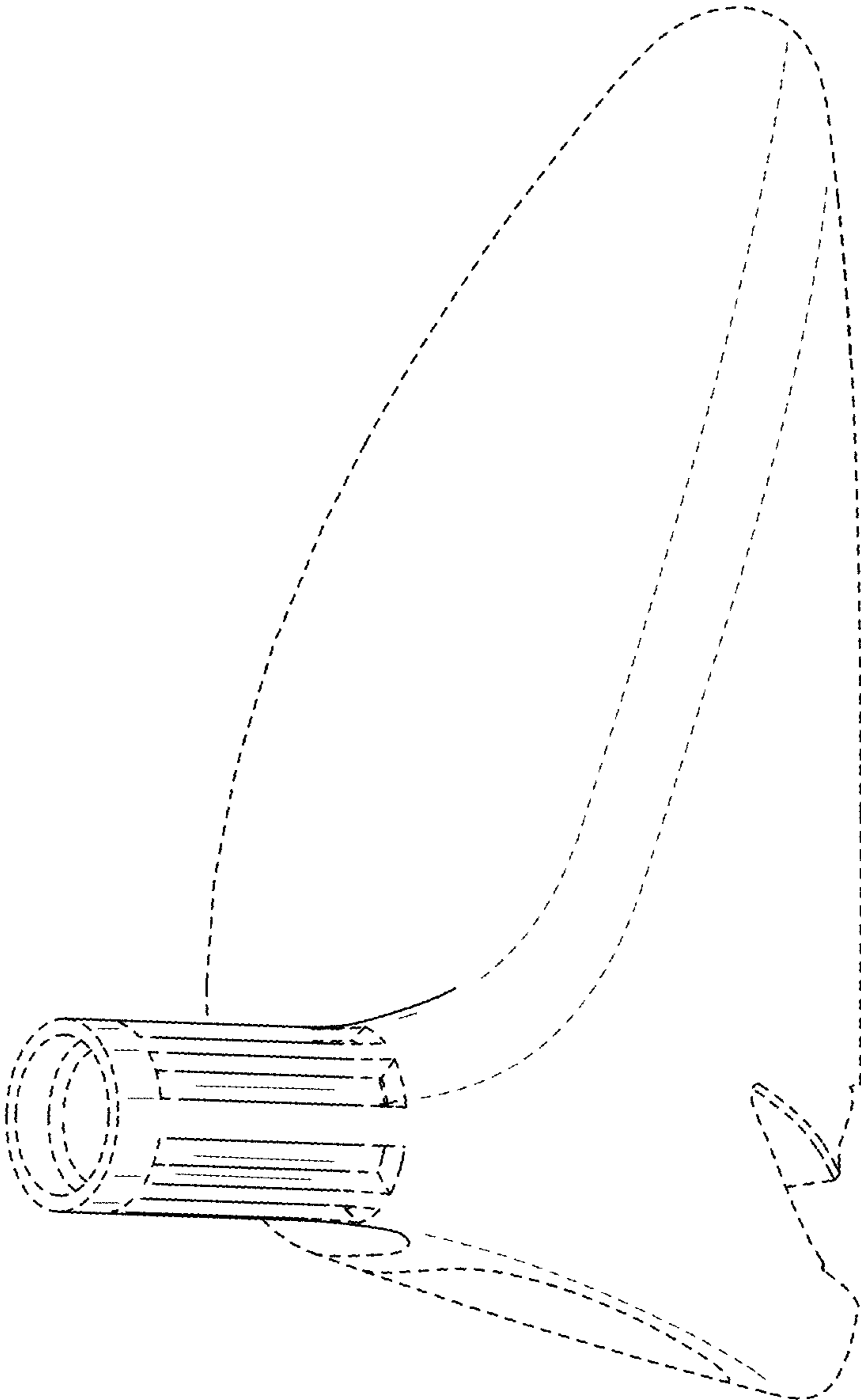


FIG. 5

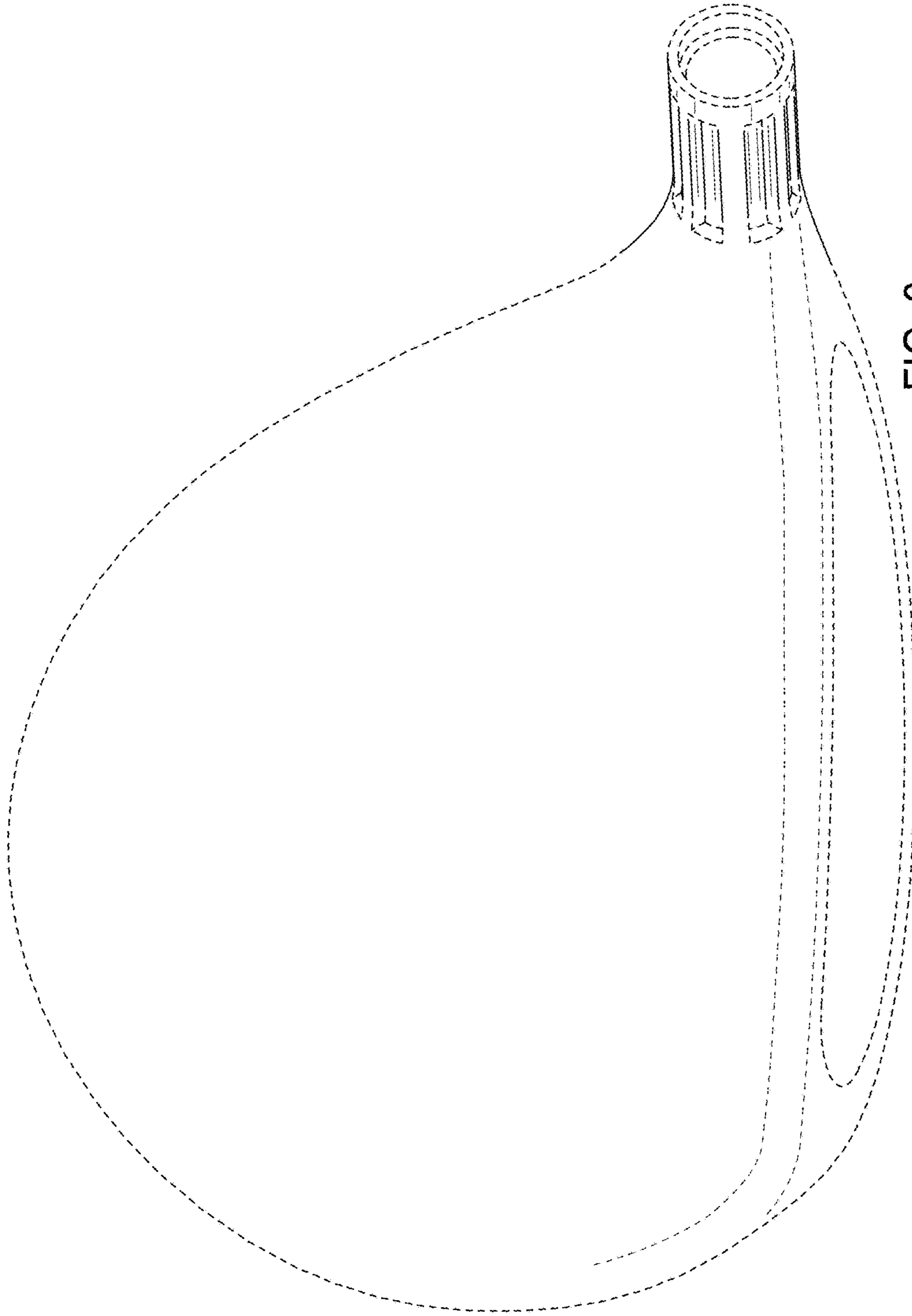


FIG. 6

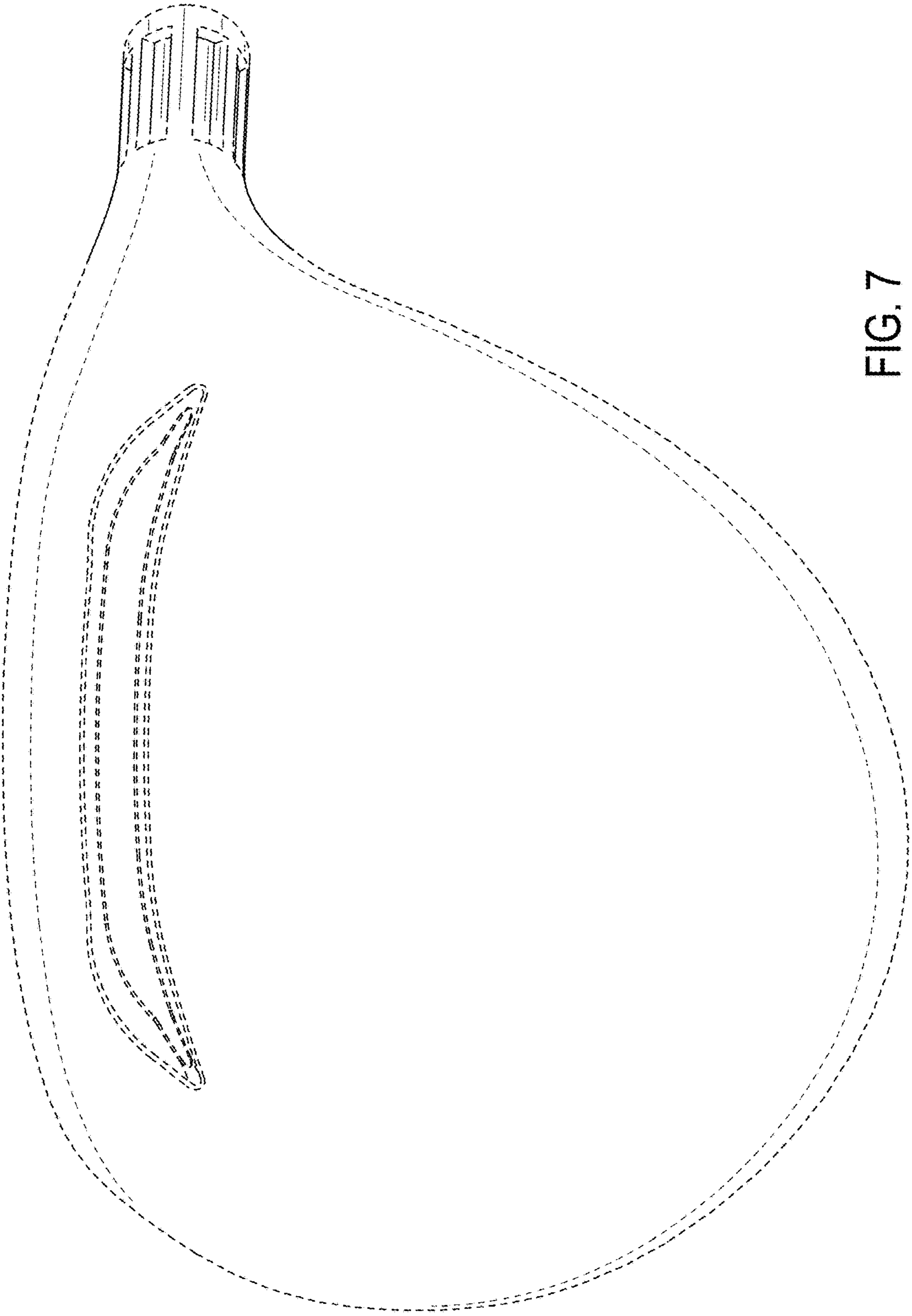


FIG. 7