



US00D780267S

(12) **United States Design Patent**  
**Laucella et al.**

(10) **Patent No.:** **US D780,267 S**

(45) **Date of Patent:** **\*\* Feb. 28, 2017**

(54) **PEN**  
(71) Applicant: **MONTRES BREGUET S.A.**,  
L'Abbaye (CH)  
(72) Inventors: **Vincent Laucella**, Le Brassus (CH);  
**Coralie Delmont**, Le Sentier (CH)  
(73) Assignee: **MONTRES BREGUET S.A.**,  
L'Abbaye (CH)  
(\*\*) Term: **15 Years**

2,473,688 A \* 6/1949 Martin ..... B43K 25/022  
24/11 P  
2,523,605 A \* 9/1950 Welsh ..... B43K 25/022  
24/11 F  
2,637,906 A \* 5/1953 Giossi ..... B43K 29/001  
33/27.02  
D314,843 S \* 2/1991 Kamali ..... D28/91.1  
D321,009 S \* 10/1991 Yubisui ..... D19/168  
D360,433 S \* 7/1995 Payne ..... D19/174  
D389,864 S \* 1/1998 Jones ..... D19/164  
D480,421 S \* 10/2003 Hui ..... D19/164  
D489,762 S \* 5/2004 Qiu ..... D19/170  
D501,510 S \* 2/2005 Andrews ..... D19/200  
D549,777 S \* 8/2007 Soetewey ..... D19/168

(Continued)

(21) Appl. No.: **29/539,769**

(22) Filed: **Sep. 17, 2015**

Primary Examiner — Elizabeth Albert

(74) Attorney, Agent, or Firm — Donald J. Ranft; Collen IP

(30) **Foreign Application Priority Data**

Mar. 18, 2015 (WO) ..... DM/085 892  
Apr. 28, 2015 (WO) ..... DM/086 294

(51) **LOC (10) Cl.** ..... **19-06**

(52) **U.S. Cl.**  
USPC ..... **D19/164; D19/905**

(58) **Field of Classification Search**  
USPC ..... D14/411, 431, 480.3; D19/115–204  
CPC ..... B43K 5/005; B43K 7/00; B43K 7/12;  
B43K 8/04; B43K 8/06; B43K  
19/00; B43K 19/02; B43K 19/14; B43K  
24/08; B43K 24/084

See application file for complete search history.

(56) **References Cited**

**U.S. PATENT DOCUMENTS**

D96,023 S \* 6/1935 Cuthbert ..... D19/164  
D140,026 S \* 1/1945 Schladermundt ..... D19/164  
D142,390 S \* 9/1945 Olson et al. .... D19/168  
D149,486 S \* 5/1948 Green et al. .... D19/164  
D150,320 S \* 7/1948 Starr ..... D19/168

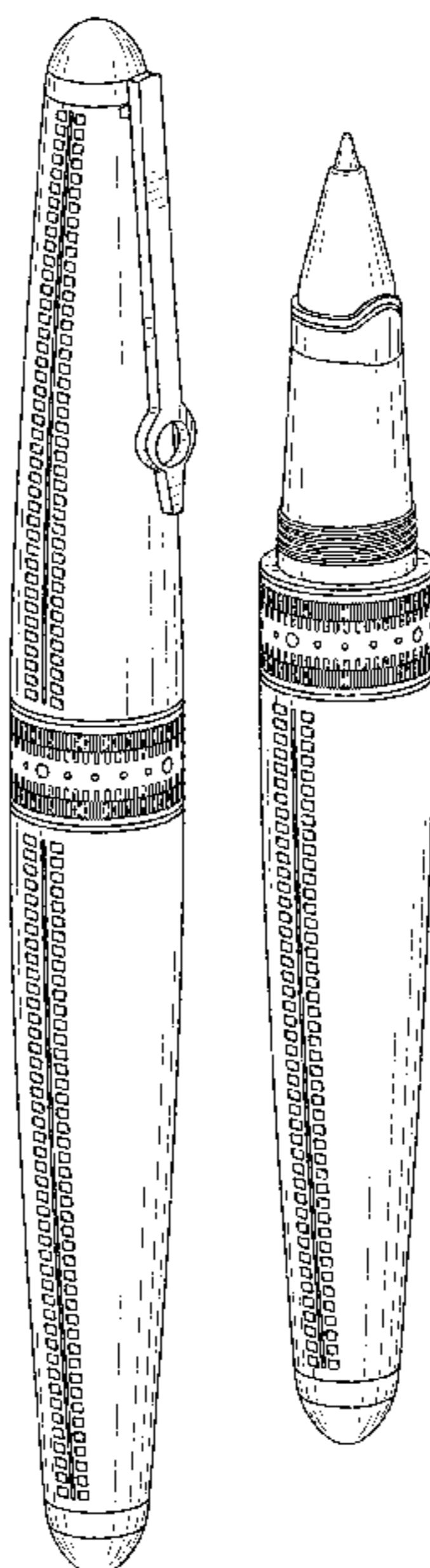
(57) **CLAIM**

The ornamental design for a pen, as shown.

**DESCRIPTION**

FIG. 1 is a front left perspective view with cap of a pen showing our new design;  
FIG. 2 is a front view with cap thereof;  
FIG. 3 is a rear view with cap thereof;  
FIG. 4 is a left side view with cap thereof;  
FIG. 5 is a right side view with cap thereof;  
FIG. 6 is a top view with cap thereof;  
FIG. 7 is a bottom view with cap thereof;  
FIG. 8 is a front left perspective view without cap thereof;  
FIG. 9 is a front view without cap thereof;  
FIG. 10 is a rear view without cap thereof;  
FIG. 11 is a left side view without cap thereof;  
FIG. 12 is a right side view without cap thereof;  
FIG. 13 is a top view without cap thereof; and,  
FIG. 14 is a bottom view without cap thereof.

**1 Claim, 6 Drawing Sheets**



(56)

**References Cited**

U.S. PATENT DOCUMENTS

D554,183	S	*	10/2007	Paulus	.....	D19/161
D564,586	S	*	3/2008	Kwok	.....	D19/170
D568,935	S	*	5/2008	Qiu	.....	D19/163
D577,068	S	*	9/2008	Soetewey	.....	D19/168
D579,496	S	*	10/2008	Qiu	.....	D19/168
D598,952	S	*	8/2009	Kushner	.....	D19/123
D616,025	S	*	5/2010	Yan	.....	D19/164
D630,219	S	*	1/2011	Fujino	.....	D14/411
D678,945	S	*	3/2013	Jiang	.....	D19/164
D695,343	S	*	12/2013	Watase	.....	D19/195
D699,293	S	*	2/2014	Xie	.....	D19/164
2006/0244805	A1	*	11/2006	Yeh	.....	B43K 5/005 347/109

\* cited by examiner

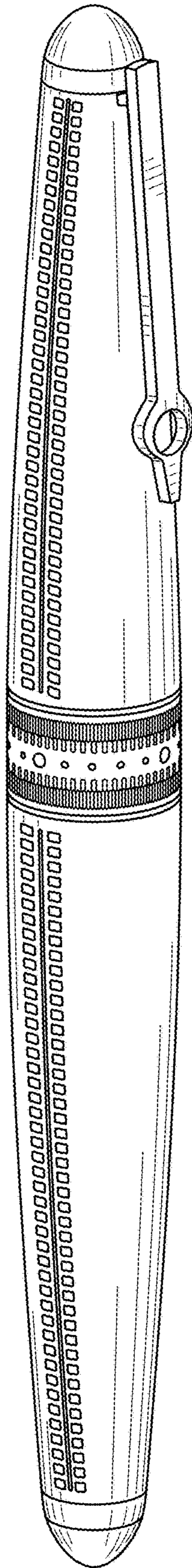


FIG. 1

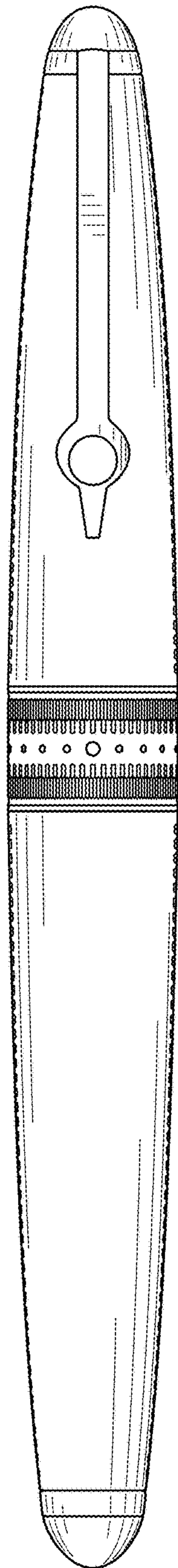


FIG. 2

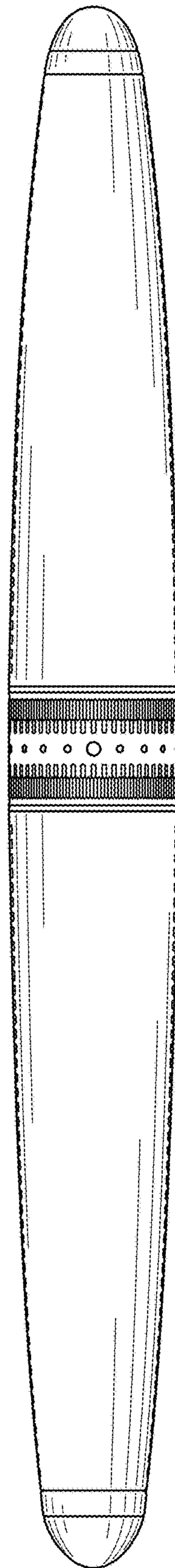


FIG. 3

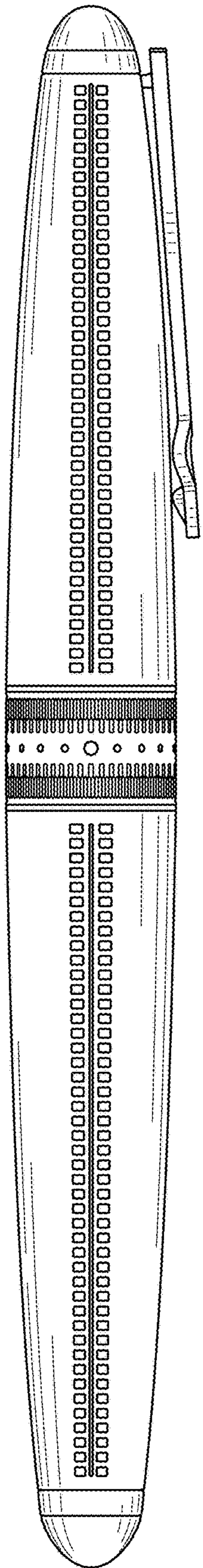


FIG. 4

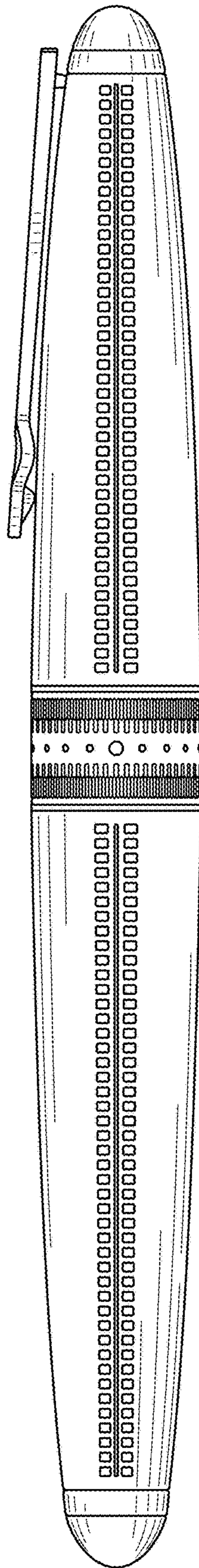


FIG. 5

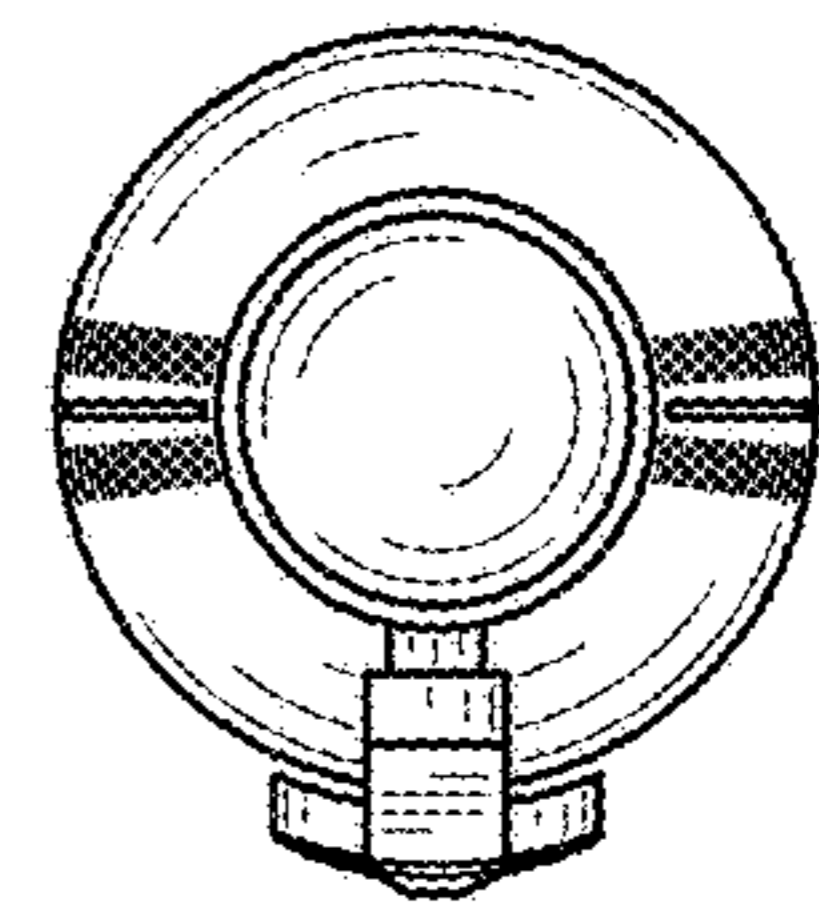


FIG. 6

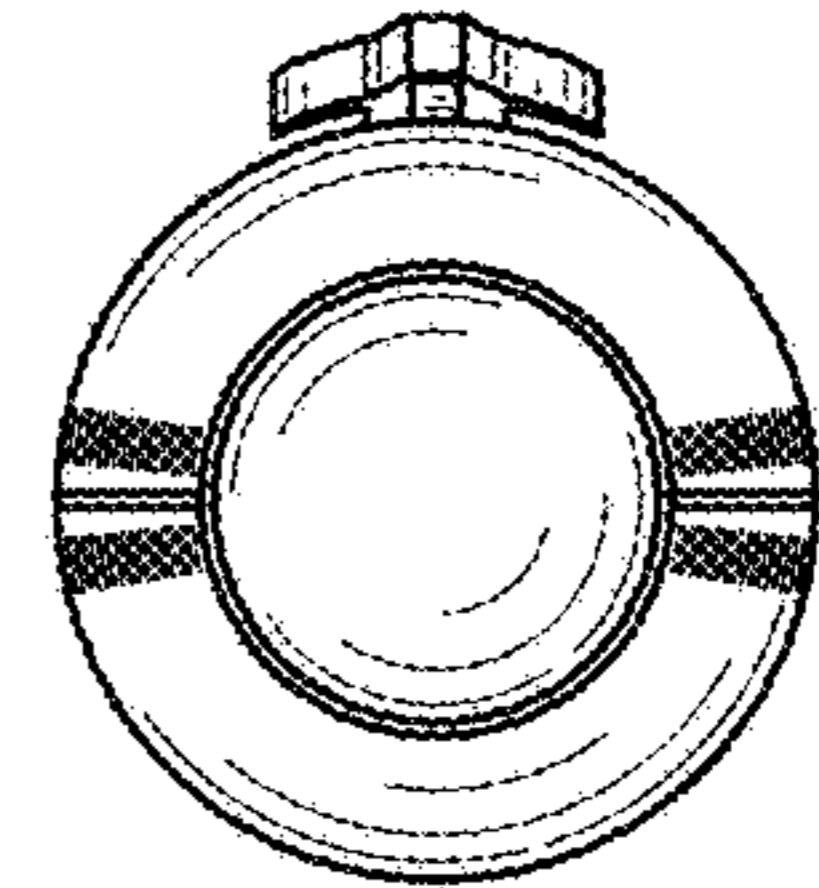


FIG. 7

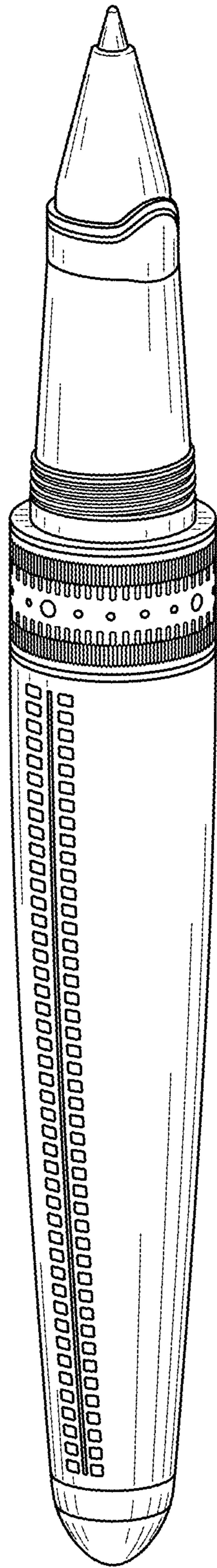


FIG. 8




FIG. 9




FIG. 10

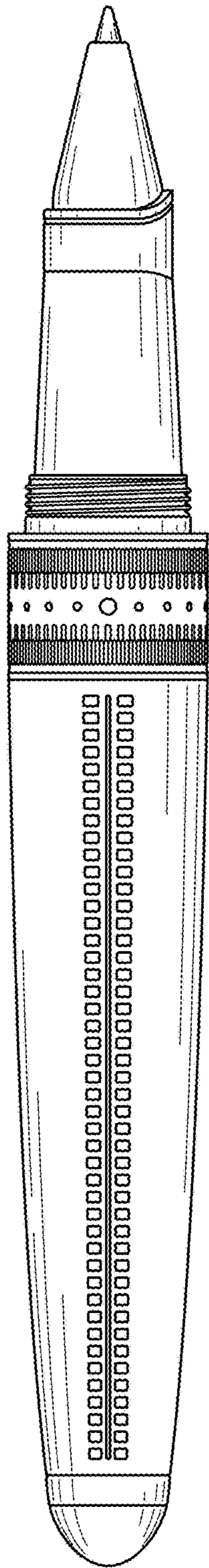


FIG. 11

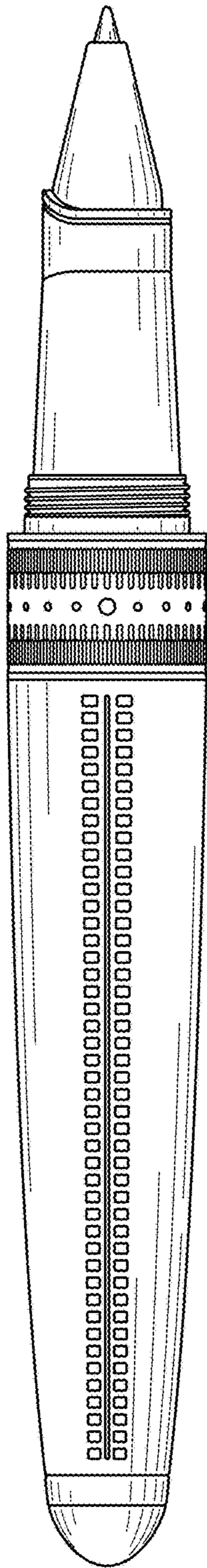


FIG. 12

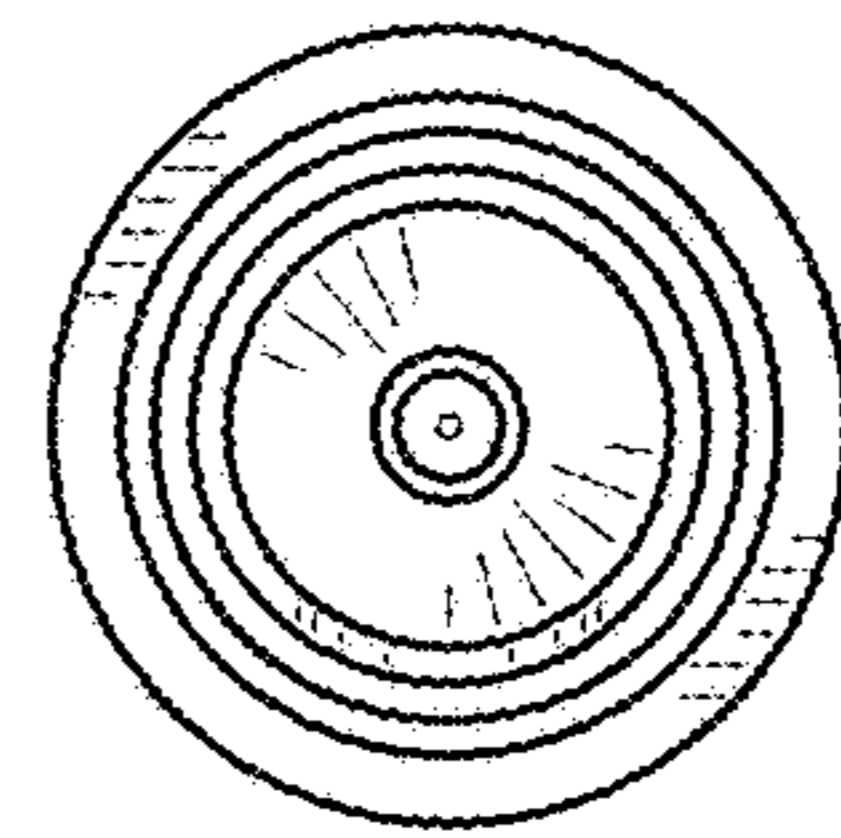


FIG. 13

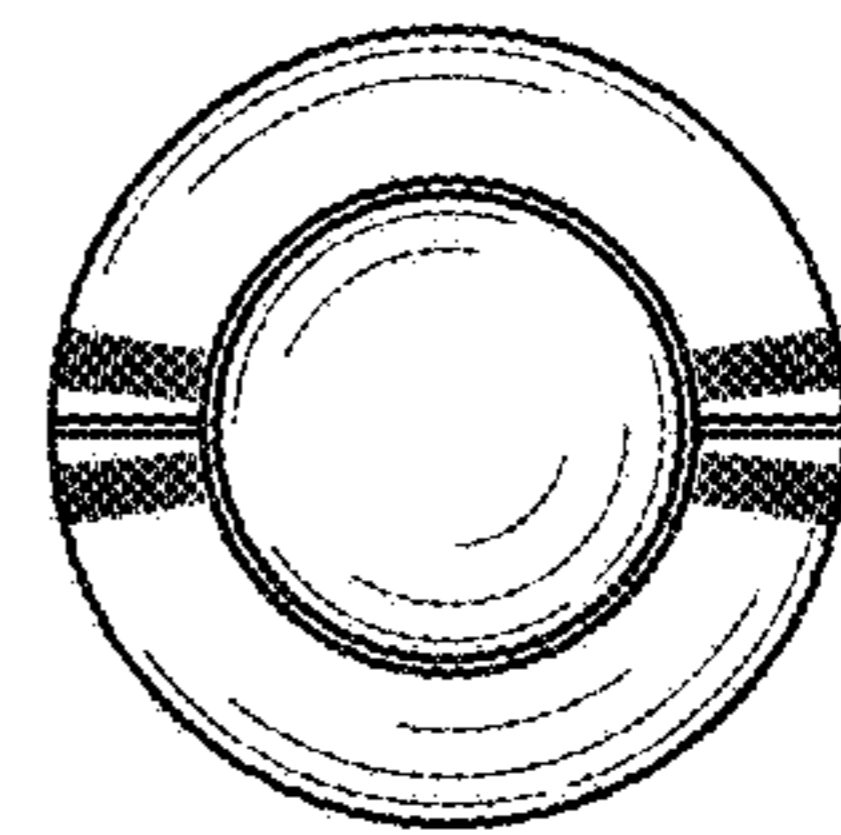


FIG. 14