



US00D780266S

(12) **United States Design Patent**
Rimoux et al.

(10) **Patent No.:** **US D780,266 S**
(45) **Date of Patent:** **** Feb. 28, 2017**

(54) **WRITING IMPLEMENT**

(71) Applicant: **MAPED**, Argonay (FR)

(72) Inventors: **Christophe Rimoux**, Villy-le-Pelloux (FR); **Daniel Racamier**, La Balme-de-Sillingy (FR)

(**) Term: **15 Years**

(21) Appl. No.: **35/500,208**

(22) Filed: **Oct. 1, 2015**

(80) **Hague Agreement Data**

Int. Filing Date: **Oct. 1, 2015**

Int. Reg. No.: **DM/087760**

Int. Reg. Date: **Oct. 1, 2015**

Int. Reg. Pub. Date: **Oct. 16, 2015**

(51) **LOC (10) Cl.** **19-06**

(52) **U.S. Cl.**
USPC **D19/117**

(58) **Field of Classification Search**

USPC D14/411; D19/115–204
CPC ... B43K 5/00; B43K 7/00; B43K 7/10; B43K 7/12; B43K 8/04; B43K 19/00; B43K 19/02; B43K 19/14

See application file for complete search history.

(56) **References Cited**

U.S. PATENT DOCUMENTS

D319,844 S *	9/1991	Grotsch	D19/167
D335,141 S *	4/1993	Katami	D19/195
D349,297 S *	8/1994	Shimizu	D19/195
D369,384 S *	4/1996	Yasoshima	D19/117
D420,046 S *	2/2000	Meyer	D19/169
D447,174 S *	8/2001	Kamiyama	D19/167
D454,589 S *	3/2002	Pellissa Beneyto	D19/175

D460,486 S *	7/2002	Oka	D19/195
D508,264 S *	8/2005	Losel	D19/175
D536,033 S *	1/2007	Lecce	D19/171
D538,853 S *	3/2007	Losel	D19/172
D576,212 S *	9/2008	Qiu	D19/117
D589,091 S *	3/2009	Ikeda	D19/195
D590,876 S *	4/2009	Shi	D19/117
D591,793 S *	5/2009	Booker	D19/175
D608,392 S *	1/2010	Shibata	D19/167
D621,875 S *	8/2010	Stukenkemper	D19/166
D629,846 S *	12/2010	Losel	D19/175
D650,012 S *	12/2011	Losel	D19/175
D656,992 S *	4/2012	Briggl	D19/175
D715,311 S *	10/2014	Briggl	D14/480.3

* cited by examiner

Primary Examiner — Elizabeth Albert

(57) **CLAIM**

The ornamental design for a writing implement, as shown and described.

DESCRIPTION

1. Writing implement

1.1 is a front perspective view of a writing implement showing our new design;

1.2 is a front elevation view thereof;

1.3 is a rear elevation view thereof;

1.4 is a first side elevation view thereof;



1.5 is a second side elevation view thereof slightly rotated;

1.6 is a slightly rotated side elevation view thereof with the two ends separated and placed next to each other;

1.7 is an enlarged side view of one of the ends thereof, shown without the rest of the writing implement for convenience; and

1.8 is an enlarged rear view of one of the ends thereof, shown without the rest of the writing implement for convenience.


1 Claim, 8 Drawing Sheets




1.1




1.2




1.3



1.4



1.5



1.6



1.7



1.8

