



US00D780174S

(12) **United States Design Patent**  
**Park et al.**

(10) **Patent No.:** **US D780,174 S**  
(45) **Date of Patent:** **\*\* Feb. 28, 2017**

(54) **TABLET COMPUTER**

(71) Applicant: **LG ELECTRONICS INC.**, Seoul (KR)

(72) Inventors: **Seala Park**, Seoul (KR); **Seungchul Cho**, Seoul (KR); **Min Kim**, Seoul (KR)

(73) Assignee: **LG ELECTRONICS INC.**, Seoul (KR)

(\*\*) Term: **15 Years**

(21) Appl. No.: **29/536,998**

(22) Filed: **Aug. 21, 2015**

(30) **Foreign Application Priority Data**

Feb. 23, 2015 (KR) ..... 30-2015-0008979

(51) **LOC (10) Cl.** ..... **14-02**

(52) **U.S. Cl.**  
USPC ..... **D14/341**

(58) **Field of Classification Search**

USPC . D14/341-347, 137, 138 R, 138 AA, 138 C, D14/138 G, 496, 203.1, 203.3, 203.4, D14/203.7, 129, 130, 147, 218, 248, 389, D14/388, 426, 420, 440; D10/65, 104.1; D18/6, 7; D21/324, 329, 330; 455/556.1, 455/556.2, 566, 575.1, 90.3; 379/433.04, 379/433.01, 433.06, 916; 345/173, 901, 345/905; 361/679.26, 670.3, 679.55, 361/679.56  
CPC .... H04M 1/00; H04M 11/066; H04M 1/2478; H04M 1/72519; H04M 2201/38; H04M 2250/22; G06F 15/00

See application file for complete search history.

(56) **References Cited**

**U.S. PATENT DOCUMENTS**

D356,072 S \* 3/1995 Mundt ..... D14/320  
D528,541 S \* 9/2006 Maskatia ..... D14/315

D535,292 S \* 1/2007 Shi ..... D14/315  
7,283,355 B2 \* 10/2007 Han ..... G06F 1/162  
248/917  
7,551,426 B2 \* 6/2009 Huang ..... G06F 1/162  
361/679.02  
D678,272 S \* 3/2013 Groene ..... D14/341  
D696,254 S \* 12/2013 Groene ..... D14/341  
D706,766 S \* 6/2014 Lee ..... D14/316  
D712,897 S \* 9/2014 Lee ..... D14/316  
9,025,321 B2 \* 5/2015 Liang ..... G06F 1/1669  
361/679.01  
9,268,361 B2 \* 2/2016 Leung ..... G06F 1/162  
D755,782 S \* 5/2016 Shyu ..... D14/315  
2009/0040701 A1 \* 2/2009 Lin ..... G06F 1/1616  
361/679.27

\* cited by examiner

*Primary Examiner* — Garth Rademaker

*Assistant Examiner* — Katie Stofko Mroczka

(74) *Attorney, Agent, or Firm* — Birch, Stewart, Kolasch & Birch, LLP

(57) **CLAIM**

The ornamental design for a tablet computer, as shown and described.

**DESCRIPTION**

FIG. 1 is a bottom perspective view of a tablet computer showing our new design;  
FIG. 2 is a front view thereof;  
FIG. 3 is a rear view thereof;  
FIG. 4 is a left side view thereof;  
FIG. 5 is a right side view thereof;  
FIG. 6 is a top plan view thereof;  
FIG. 7 is a bottom plan view thereof;  
FIG. 8 is a front perspective view thereof showing the tablet computer in a disassembled state in which the display part is detached from the keyboard part and the stand portion of the display part is in an opened configuration;  
FIG. 9 is an enlarged view of the left-bottommost part of FIG. 8; and,  
FIG. 10 is a rear perspective view of FIG. 8.  
The broken lines depict portions of the tablet computer that form no part of the claimed design.

**1 Claim, 8 Drawing Sheets**

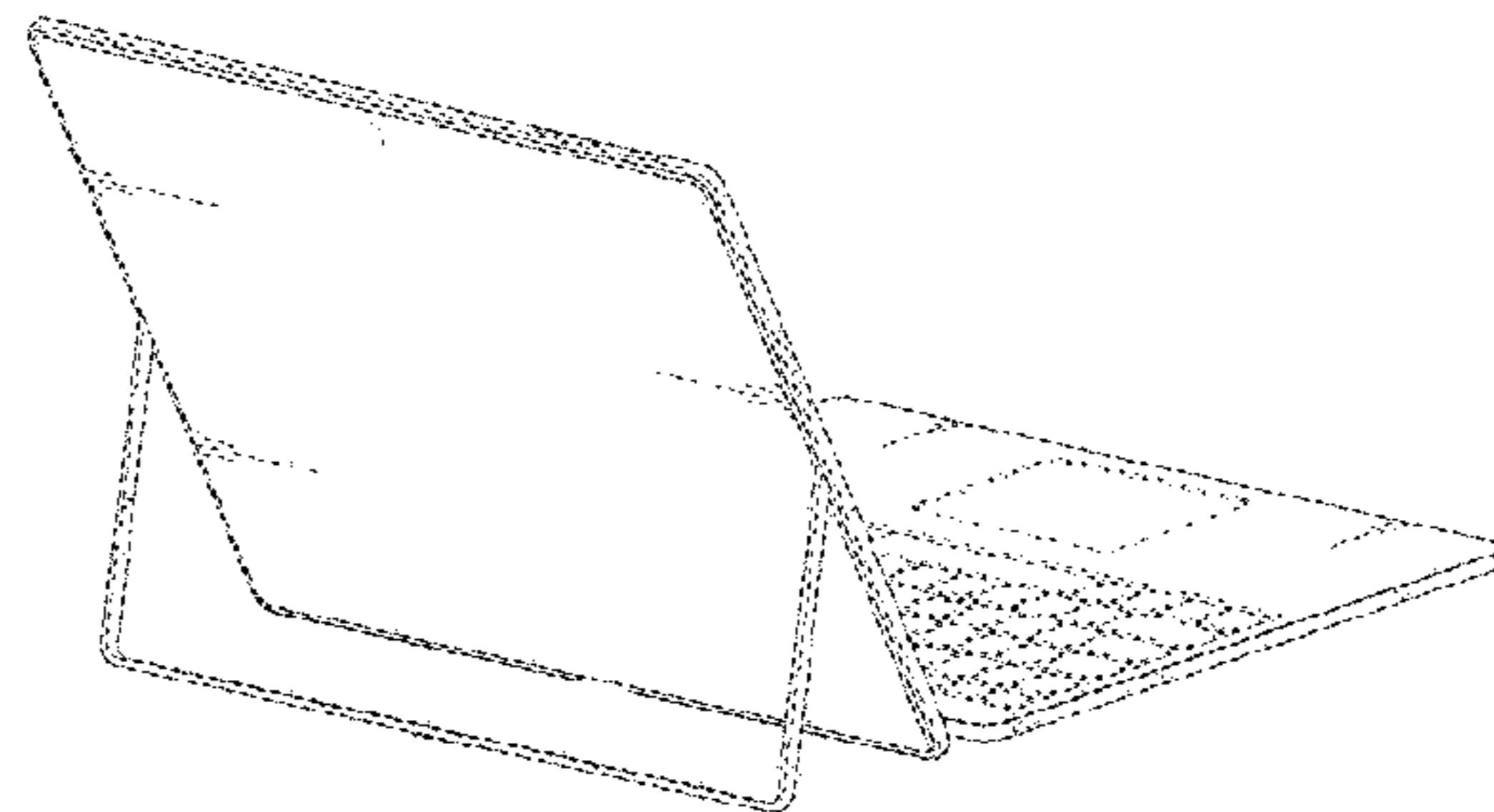
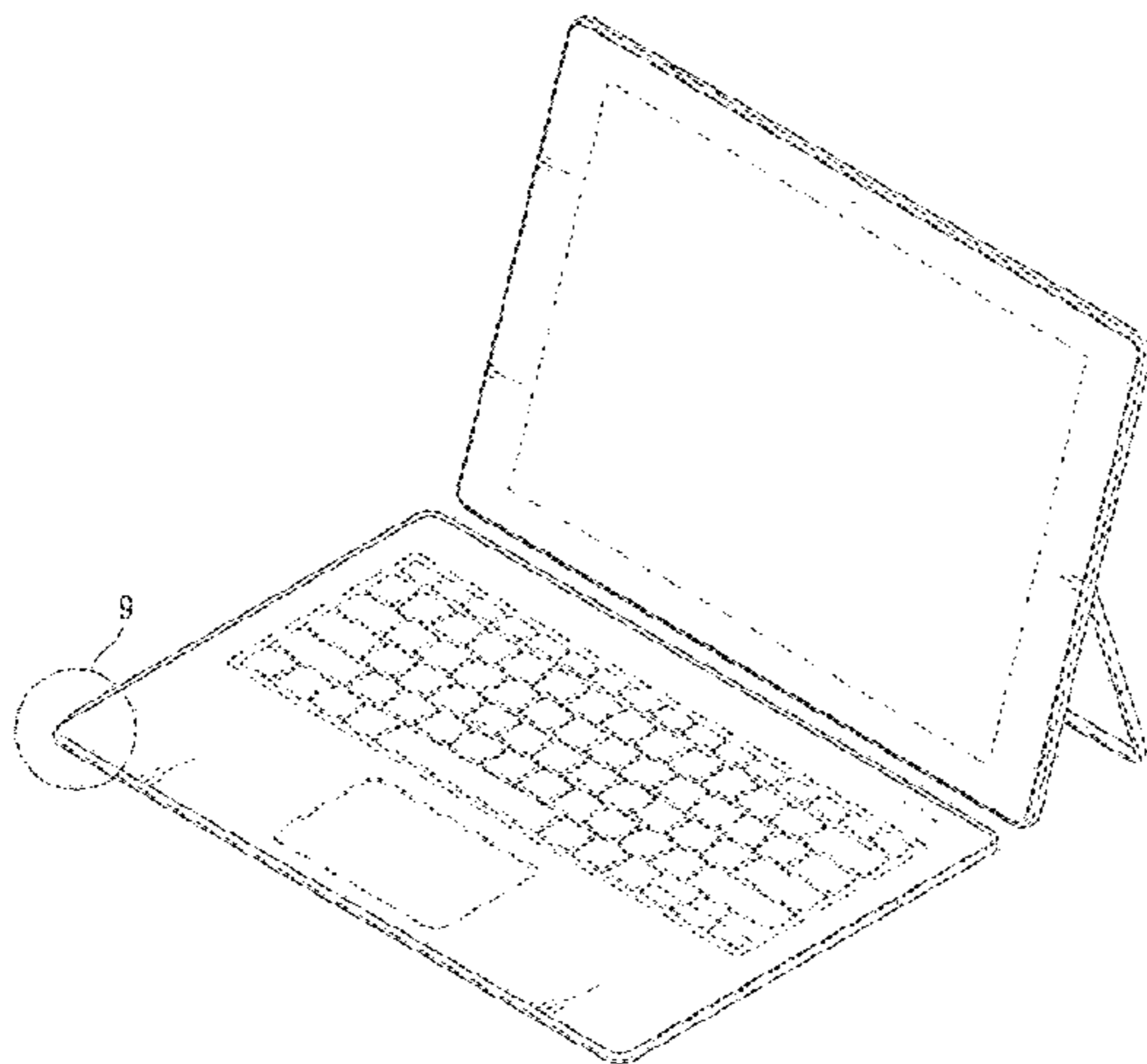


FIG. 1

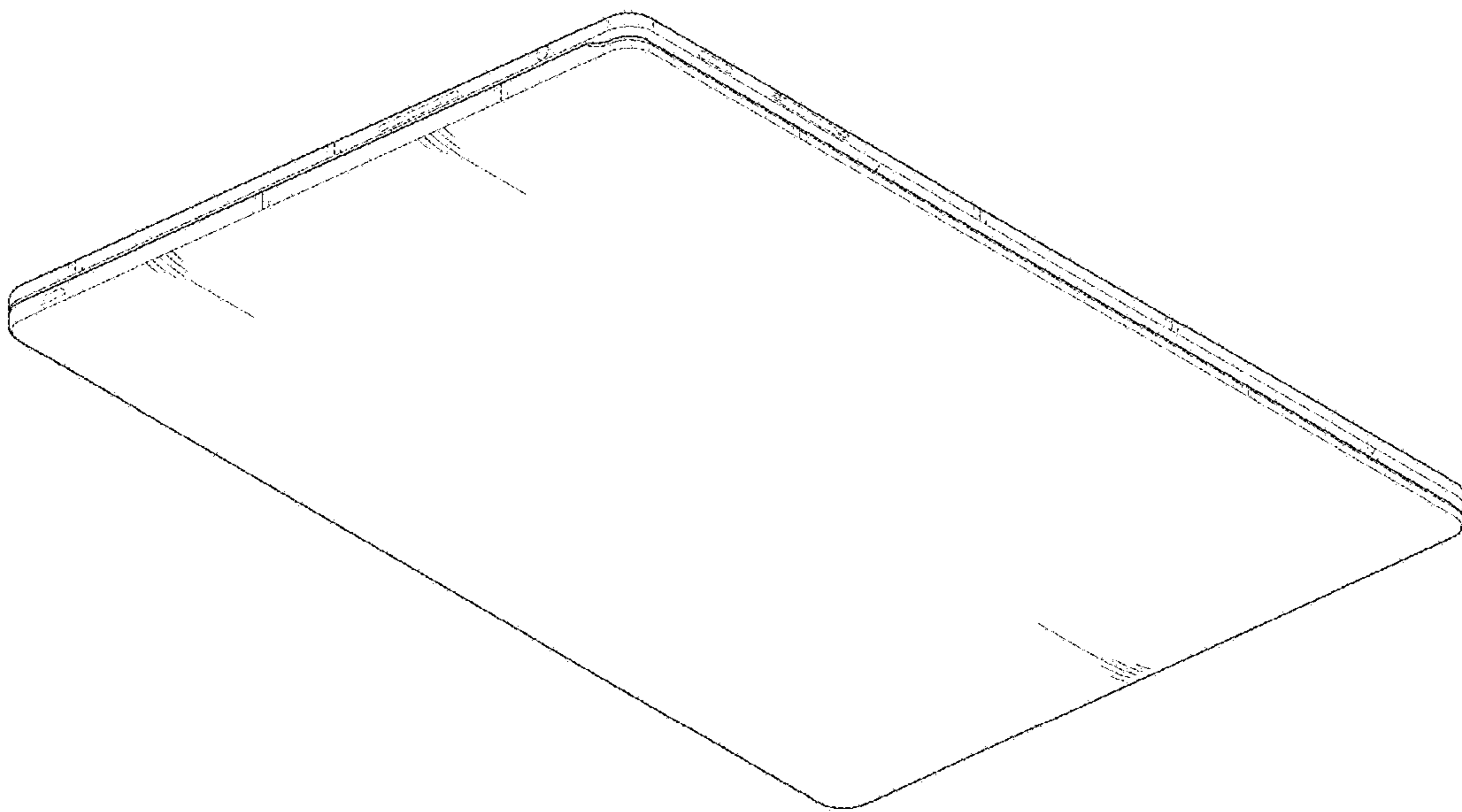


FIG. 2




FIG. 3




FIG. 4




FIG. 5



FIG. 6




FIG. 7




FIG. 8

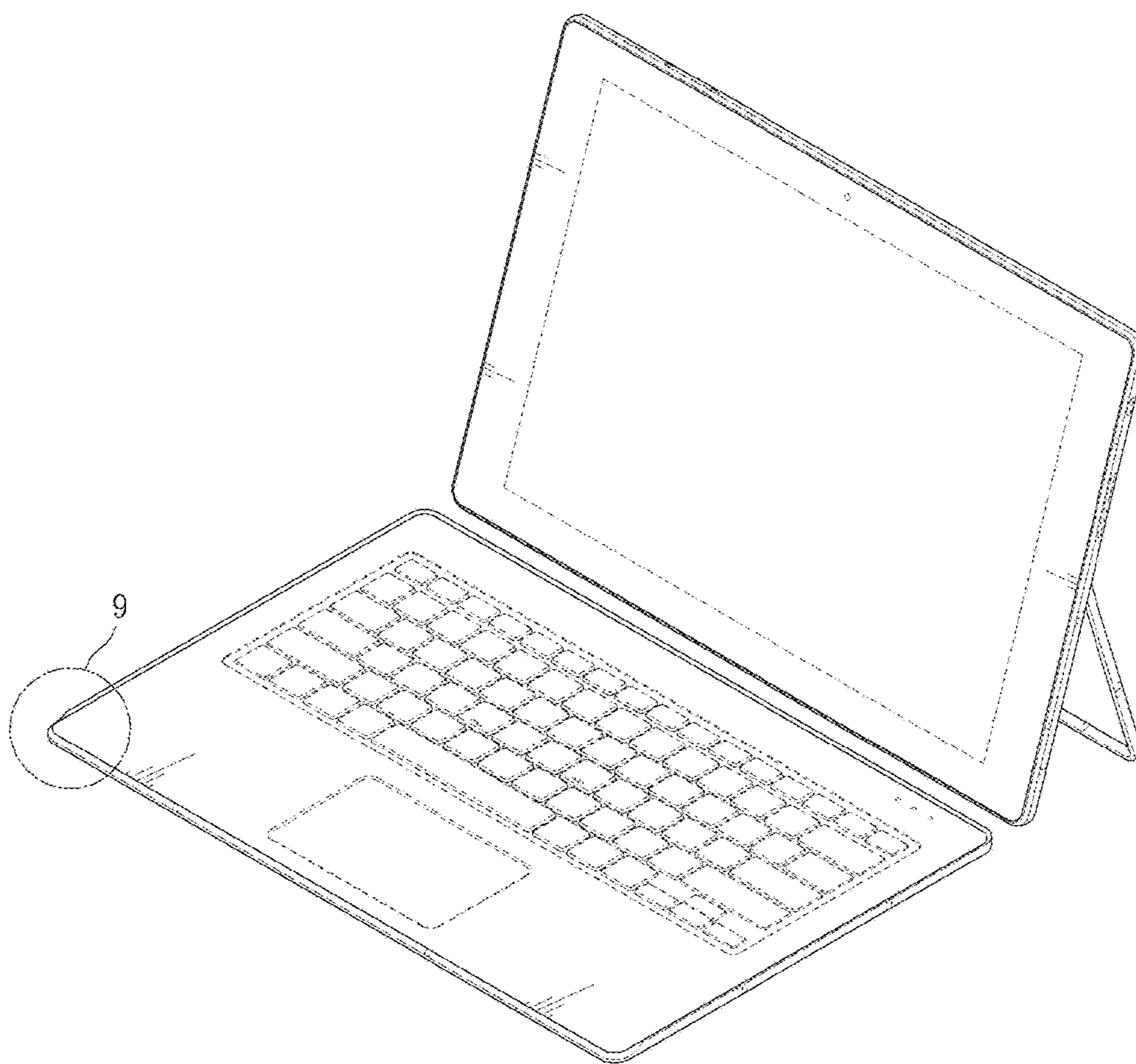


FIG. 9

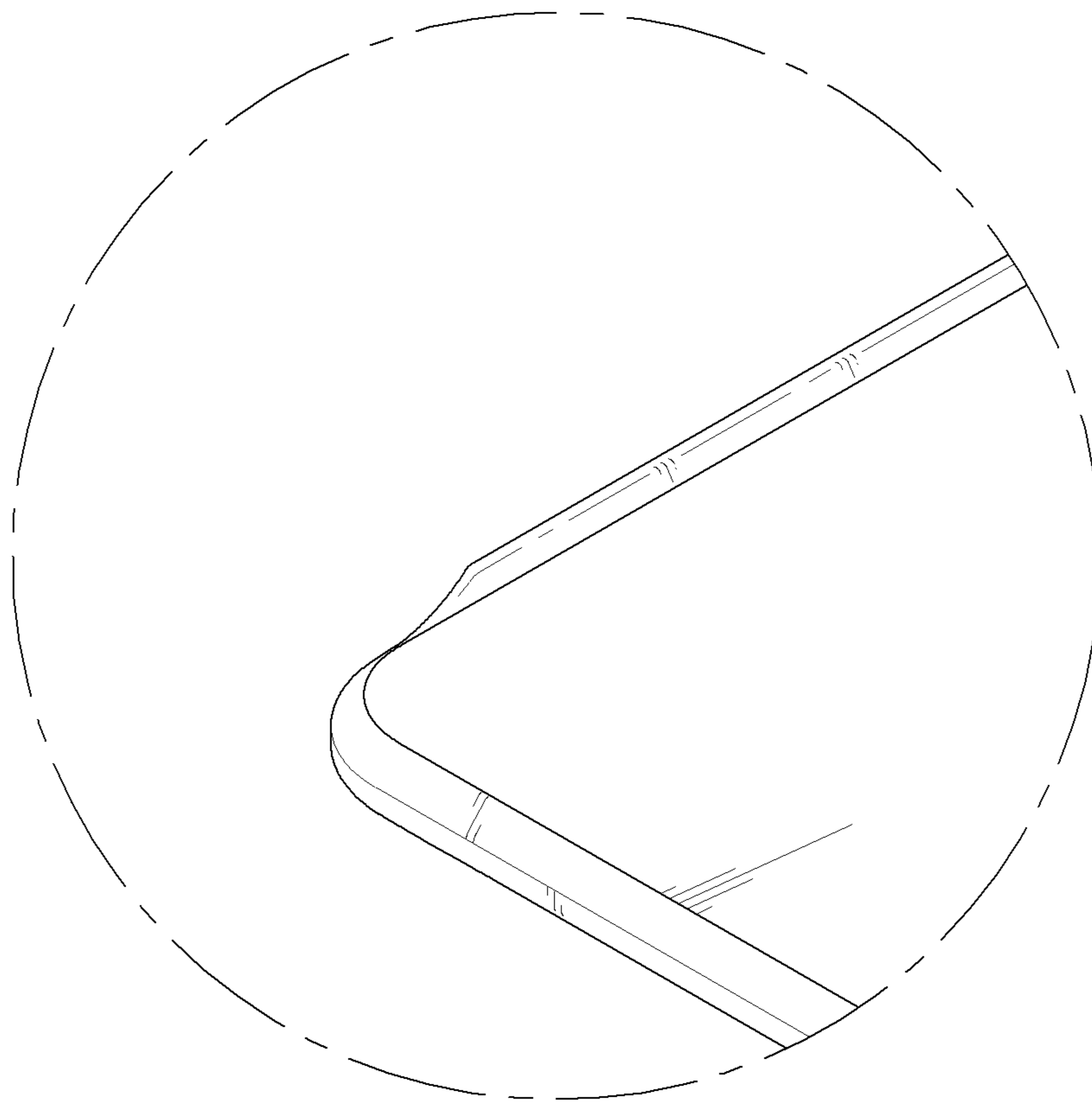




FIG. 10

