



US00D780165S

(12) **United States Design Patent** (10) **Patent No.:** **US D780,165 S**
Lee (45) **Date of Patent:** **** *Feb. 28, 2017**

(54) **CASE FOR ELECTRONIC DEVICE**

(71) Applicant: **Bum Joon Lee**, Seoul (KR)

(72) Inventor: **Bum Joon Lee**, Seoul (KR)

(73) Assignee: **SPIGEN KOREA CO., LTD.**,
Geumcheon-Gu, Seoul (KR)

(*) Notice: This patent is subject to a terminal disclaimer.

(**) Term: **14 Years**

(21) Appl. No.: **29/518,382**

(22) Filed: **Feb. 23, 2015**

(51) **LOC (10) Cl.** **14-03**

(52) **U.S. Cl.**
USPC **D14/250**

(58) **Field of Classification Search**
USPC D14/143, 189, 203.2–203.7, 217, 238.1,
D14/240, 248, 250, 251–253, 440, 447,
D14/496; D13/103, 107–108, 119;
D3/201, 218, 247, 269, 273, 301, 303
CPC A45C 1/06; A45C 11/00; A45C 13/02;
A45C 2011/002; A45F 2005/026; A45F
2200/0525; A45F 2200/0516; H04B
1/3888; H04M 1/0283; H04M 1/0202
See application file for complete search history.

(56) **References Cited**

U.S. PATENT DOCUMENTS

D619,361 S *	7/2010	Andre	D3/269
D714,276 S *	9/2014	Hu	D14/250
D746,805 S *	1/2016	Kim	D14/250
D747,708 S *	1/2016	Roberts	D14/250
D749,535 S *	2/2016	Joung	D14/138 G
2015/0180526 A1 *	6/2015	Hidaka	H04B 1/3888 455/575.8
2015/0245522 A1 *	8/2015	Kang	G06F 1/1635 361/728

OTHER PUBLICATIONS

<http://www.spigen.com/collections/galaxy-s6-edge/products/galaxy-s6-edge-case-neo-hybrid-cc?variant=1161422373>—Earliest review date of Jan. 2, 2015.*

<http://www.spigen.com/collections/galaxy-s7-edge/products/galaxy-s7-edge-case-ultra-hybrid?variant=11972968705>—Earliest review date of Mar. 20, 2016.*

<http://www.spigen.com/collections/galaxy-s6-edge/products/galaxy-s6-edge-case-ultra-hybrid?variant=1161533381>—Earliest review date of Jun. 14, 2015.*

<http://www.spigen.com/collections/galaxy-s6-edge/products/galaxy-s6-edge-case-liquid-crystal>—Downloaded Mar. 23, 2016.*

* cited by examiner

Primary Examiner — Ian Simmons

Assistant Examiner — Mojtaba Tehrani

(74) *Attorney, Agent, or Firm* — East West Law Group;
Heedong Chae

(57) **CLAIM**

The ornamental design for a case for electronic devices, as shown and described.

DESCRIPTION

FIG. 1 is a front perspective view of a case for electronic devices showing my new design;
FIG. 2 is a rear perspective view thereof;
FIG. 3 is a front elevational view thereof;
FIG. 4 is a rear elevational view thereof;
FIG. 5 is a left side elevational view thereof;
FIG. 6 is a right side elevational view thereof;
FIG. 7 is a top plan view thereof; and,
FIG. 8 is a bottom plan view thereof.

The broken line in the figure drawings represents unclaimed environment only and forms no part of the claimed design.

1 Claim, 8 Drawing Sheets

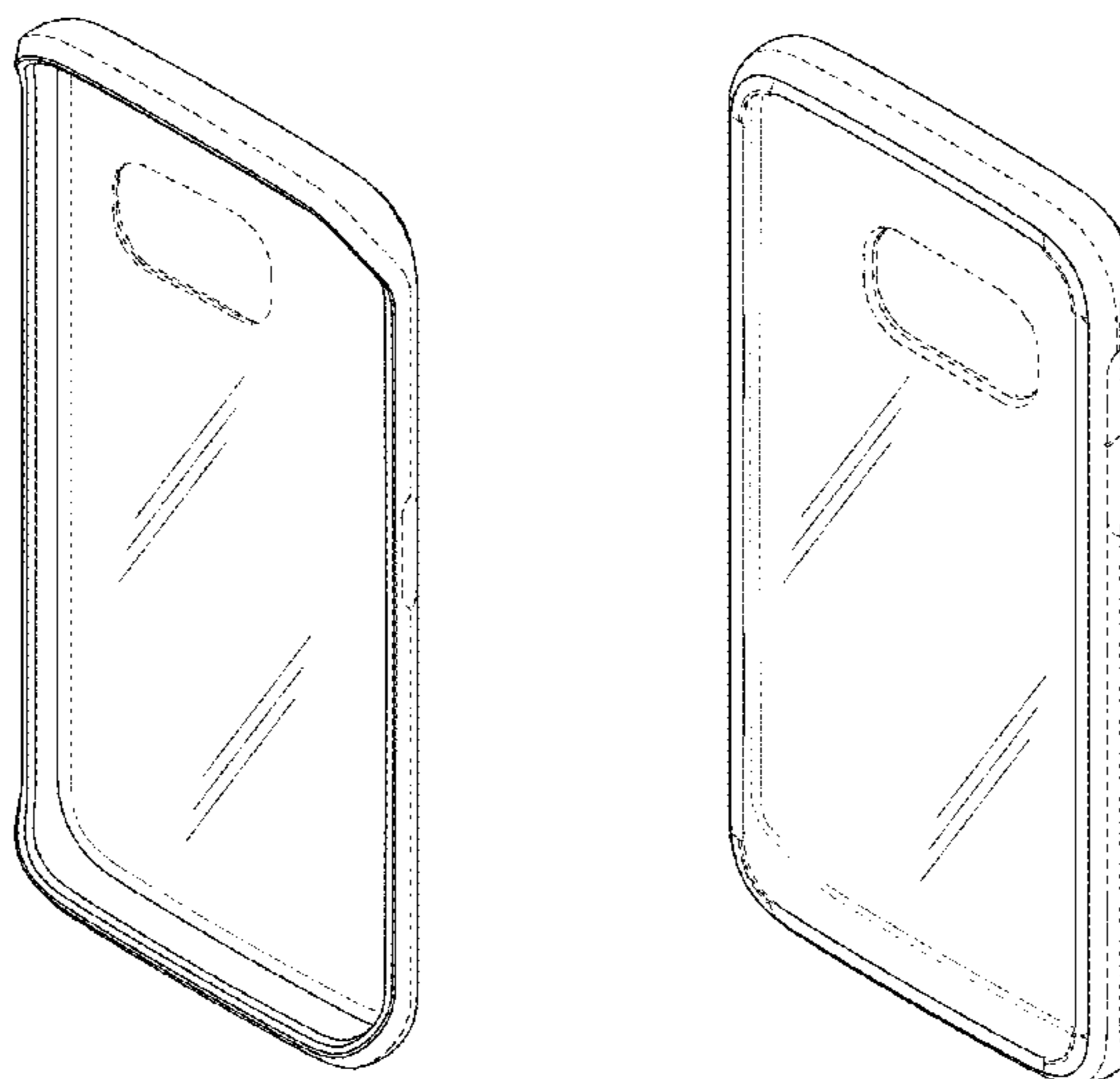


FIG. 1

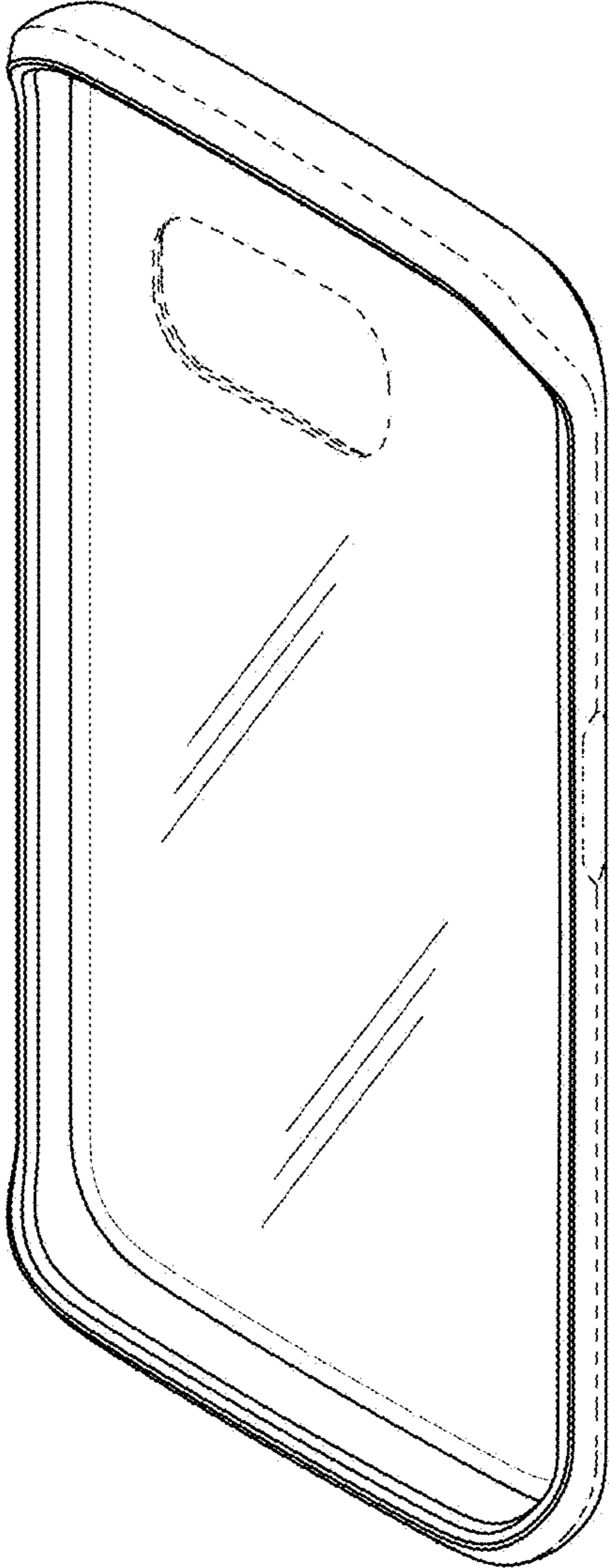


FIG. 2

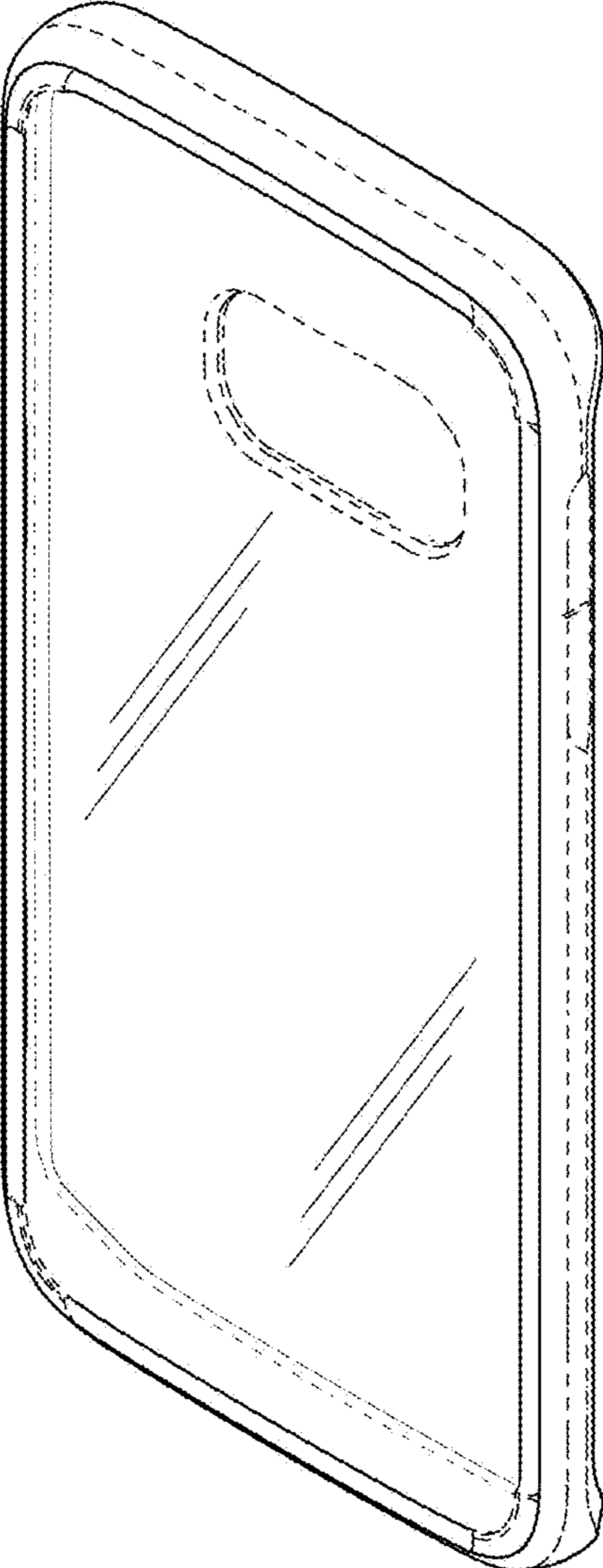


FIG. 3

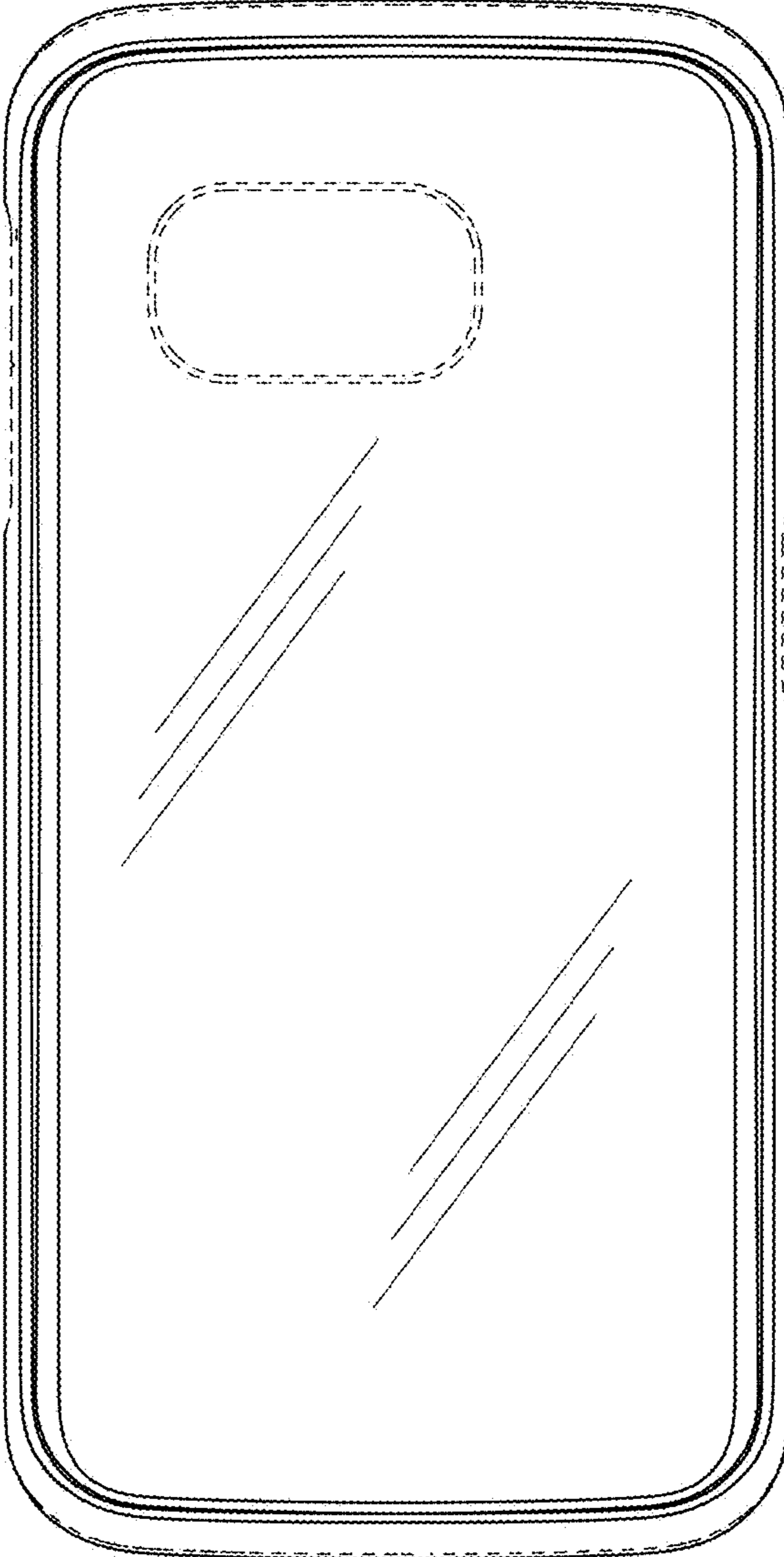


FIG. 4




FIG. 5




FIG. 6




FIG. 7




FIG. 8

