



US00D780149S

(12) **United States Design Patent** (10) **Patent No.:** **US D780,149 S**
Daniel (45) **Date of Patent:** **** Feb. 28, 2017**

(54) **MOBILE COMMUNICATION DEVICE**
(71) Applicant: **Isaac S. Daniel**, Miramar, FL (US)
(72) Inventor: **Isaac S. Daniel**, Miramar, FL (US)
(**) Term: **14 Years**
(21) Appl. No.: **29/524,709**
(22) Filed: **Apr. 22, 2015**
(51) **LOC (10) Cl.** **14-03**
(52) **U.S. Cl.**
USPC **D14/138 G**
(58) **Field of Classification Search**
USPC D14/138 R, 138 AA, 138 AB, 138 AC,
D14/138 AD, 138 G, 248, 341-347
CPC H04M 1/0202; H04M 1/0235; H04M 1/0237;
H04M 1/0239; H04M 2250/52
See application file for complete search history.

D675,204 S * 1/2013 Hofer D14/138 G
D675,205 S * 1/2013 Hofer D14/138 G
D678,232 S * 3/2013 Harmon D14/138 G
D682,245 S * 5/2013 Harmon D14/138 G
D703,661 S * 4/2014 Krause D14/341
D715,245 S * 10/2014 Meneses D14/138 G
D719,150 S * 12/2014 Daniel D14/341
D721,051 S * 1/2015 Lee D14/138 G
D723,500 S * 3/2015 Takahashi D14/138 G
D731,479 S * 6/2015 Lee D14/138 G
D733,129 S * 6/2015 Ekwunife D14/341

* cited by examiner

Primary Examiner — Deanna L Pratt
(74) *Attorney, Agent, or Firm* — Carol N. Green Kaul

(57) **CLAIM**

The ornamental design for a mobile communication device, as shown and described.

DESCRIPTION

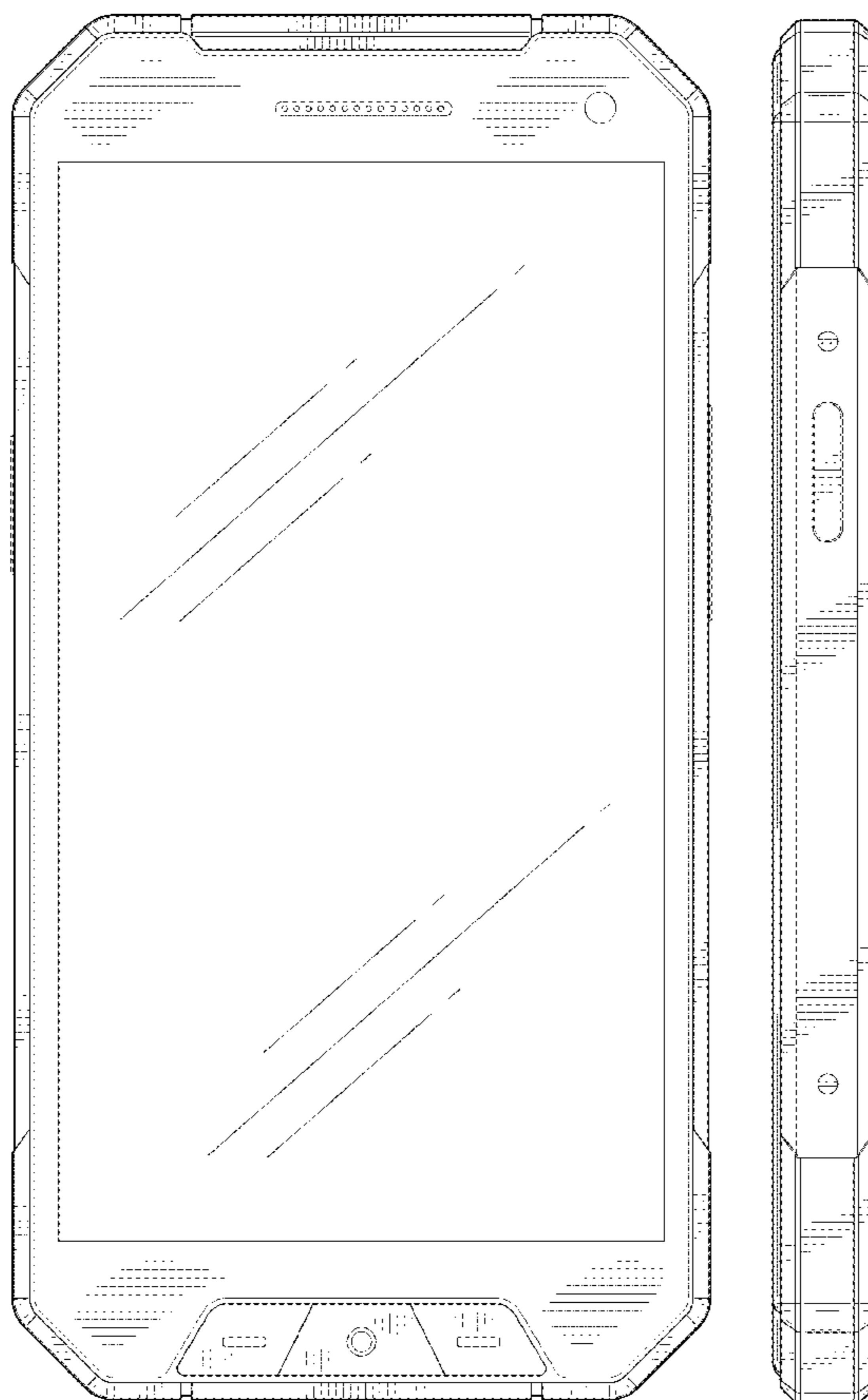
FIG. 1 is a front perspective view of the invention.
FIG. 2 is a rear perspective view of the invention.
FIG. 3 is a front elevation view of the invention.
FIG. 4 is a rear elevation view of the invention.
FIG. 5 is a left side view of the invention.
FIG. 6 is a right side view of the invention.
FIG. 7 is a top view of the invention; and,
FIG. 8 is a bottom elevation view of the invention.

(56) **References Cited**

U.S. PATENT DOCUMENTS

D626,109 S * 10/2010 Kim D14/138 AD
D634,290 S * 3/2011 Landwehr D14/138 G
D637,992 S * 5/2011 Tom D14/138 G
D645,442 S * 9/2011 Landwehr D14/138 G
D669,892 S * 10/2012 Hofer D14/138 G

1 Claim, 6 Drawing Sheets



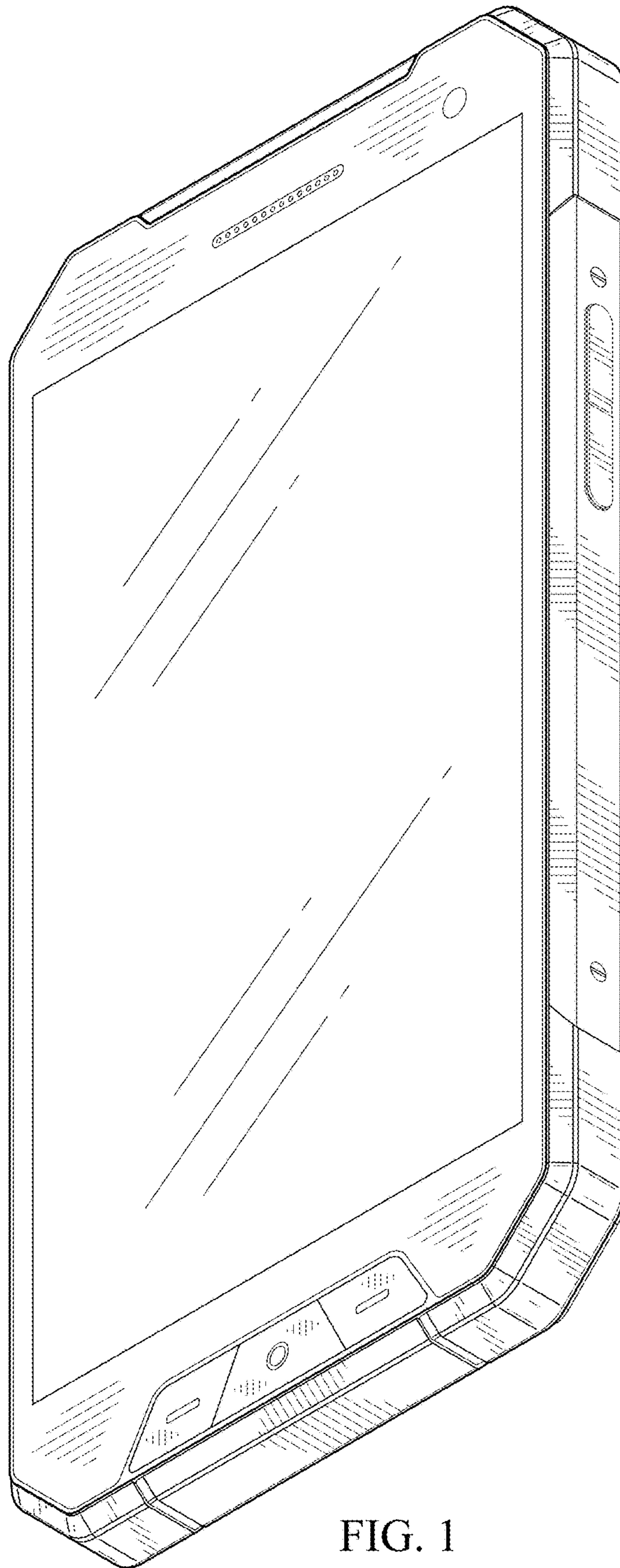


FIG. 1




FIG. 2




FIG. 3




FIG. 4

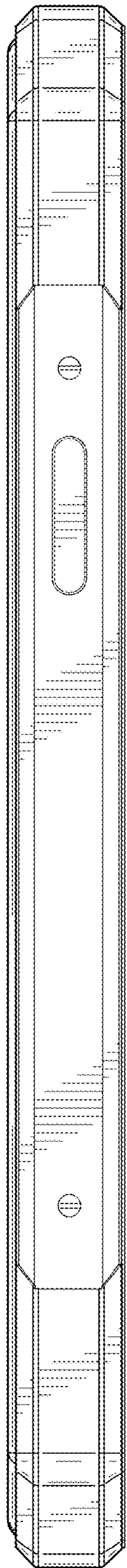


FIG. 5

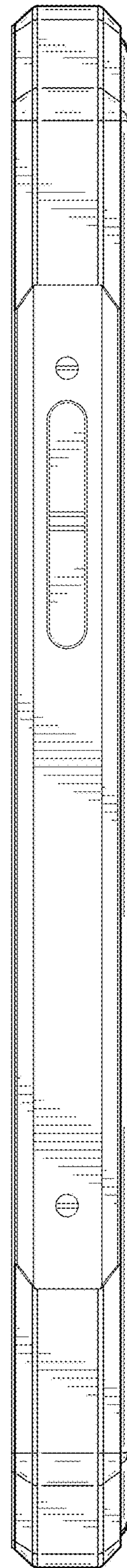


FIG. 6

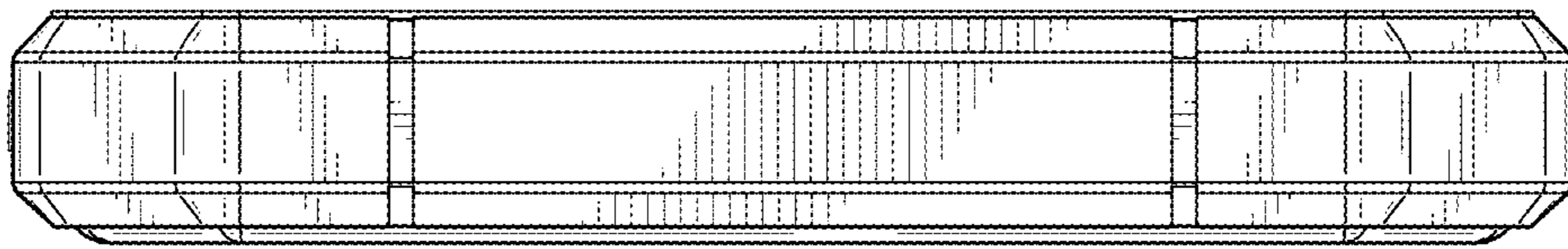


FIG. 7

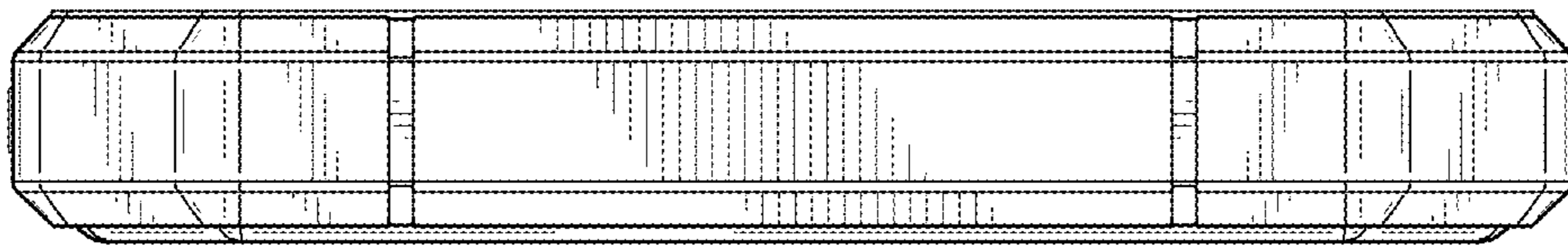


FIG. 8