



US00D780147S

(12) **United States Design Patent**
Song

(10) **Patent No.:** **US D780,147 S**

(45) **Date of Patent:** **** Feb. 28, 2017**

(54) **PORTABLE ELECTRONIC DEVICE**

(71) Applicant: **Samsung Electronics Co., Ltd.**,
Suwon-si (KR)

(72) Inventor: **Junyong Song**, Seongnam-si (KR)

(73) Assignee: **SAMSUNG ELETRONICS CO., LTD.**,
Suwon-si (KR)

(**) Term: **14 Years**

(21) Appl. No.: **29/519,494**

(22) Filed: **Mar. 5, 2015**

(30) **Foreign Application Priority Data**

Sep. 5, 2014 (KR) 30-2014-0043779

(51) **LOC (10) Cl.** **14-03**

(52) **U.S. Cl.**
USPC **D14/138 AA**

(58) **Field of Classification Search**

USPC D14/138 R, 138 AA, 138 AB, 138 AC,
D14/138 AD, 138 G, 248, 341-347

CPC H04M 1/0202; H04M 1/0235; H04M 1/0237;
H04M 1/0239; H04M 2250/52

See application file for complete search history.

(56) **References Cited**

U.S. PATENT DOCUMENTS

D551,649 S * 9/2007 Moon D14/138 AA
D646,902 S * 10/2011 Woo D6/308
D712,400 S * 9/2014 Kim D14/341
D722,034 S * 2/2015 Lee D14/138 G
D722,581 S * 2/2015 Kim D14/138 G
D740,774 S * 10/2015 Im D14/138 G
D740,804 S * 10/2015 Hovdal D14/341
D744,448 S * 12/2015 Im D14/138 AA

D744,972 S * 12/2015 Im D14/138 AA
D747,286 S * 1/2016 Kim D14/138 G
D747,312 S * 1/2016 Kim D14/341
D753,104 S * 4/2016 Kim D14/341
D758,361 S * 6/2016 Yeo D14/341

(Continued)

FOREIGN PATENT DOCUMENTS

AU 34348 S 7/2012
EM 002142927-0001 12/2012

(Continued)

Primary Examiner — Deanna L Pratt

(74) *Attorney, Agent, or Firm* — McAndrews Held & Malloy, Ltd.

(57) **CLAIM**

The ornamental design for a portable electronic device, as shown and described.

DESCRIPTION

FIG. 1 is a top right front perspective view of a portable electronic device showing my new design;

FIG. 2 is a front elevation view thereof;

FIG. 3 is a rear elevation view thereof;

FIG. 4 is a left side elevation view thereof;

FIG. 5 is a right side elevation view thereof;

FIG. 6 is a top plan view thereof;

FIG. 7 is a bottom plan view thereof;



FIG. 8 is an enlarged view of the portion 8 encircled in FIG. 1; and,

FIG. 9 is an enlarged view of the portion 9 encircled in FIG. 2.

The short dash-dash broken lines in the figures represent unclaimed portions of the portable electronic device and form no part of the claimed design.

The dot-dash broken lines encircling portions of the claimed design in FIGS. 1, 2, 8 and 9 that are illustrated in enlargements form no part of the claimed design.

1 Claim, 9 Drawing Sheets



(56)

References Cited

U.S. PATENT DOCUMENTS

D761,226 S * 7/2016 Poulin D14/138 G
D763,846 S * 8/2016 Lee D14/341
D767,523 S * 9/2016 Zhang D14/138 G

FOREIGN PATENT DOCUMENTS

EM 001371397-0002 6/2013
EM 002020354-0002 5/2014
JP 1498830 S 6/2014
KR 30-0710774 10/2013
KR 30-0754305 8/2014
TW D160492 5/2014

* cited by examiner

FIG. 1

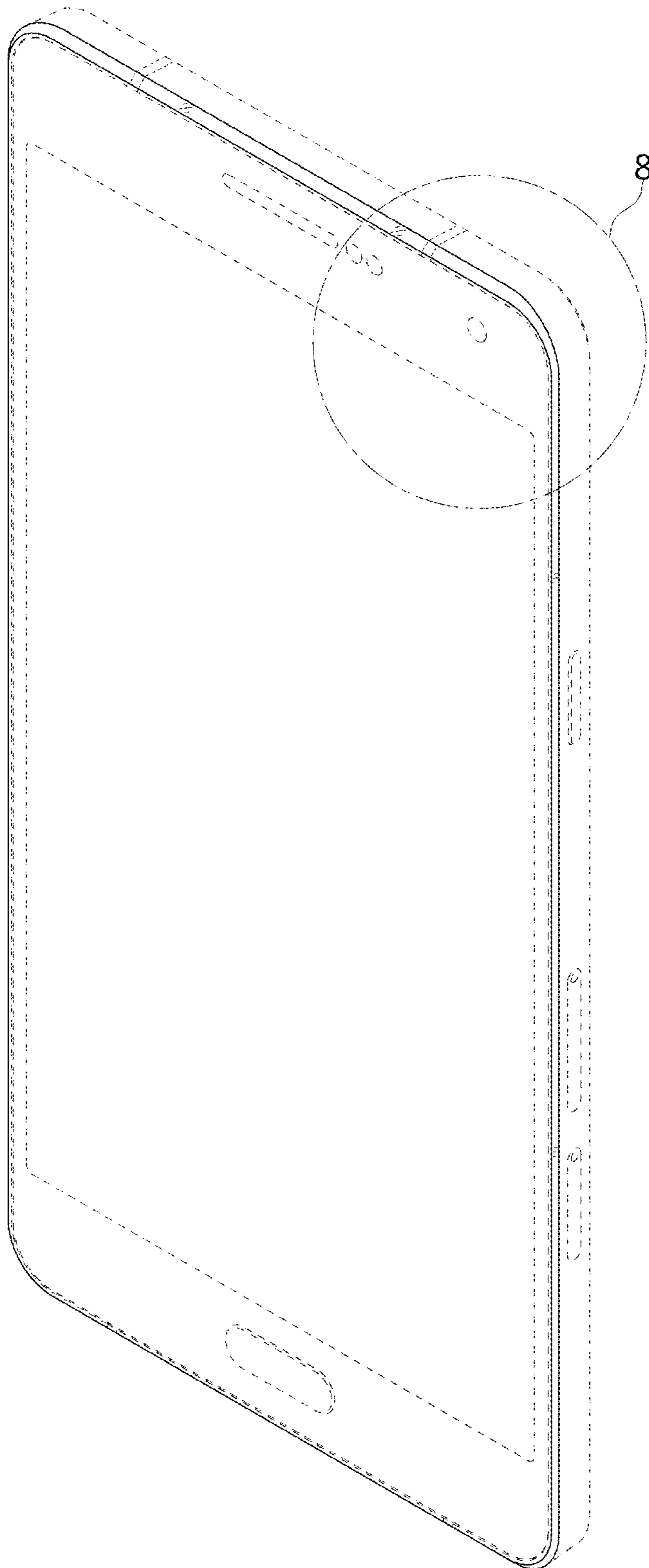


FIG. 2




FIG. 3



FIG. 4




FIG. 5




FIG. 6




FIG. 7

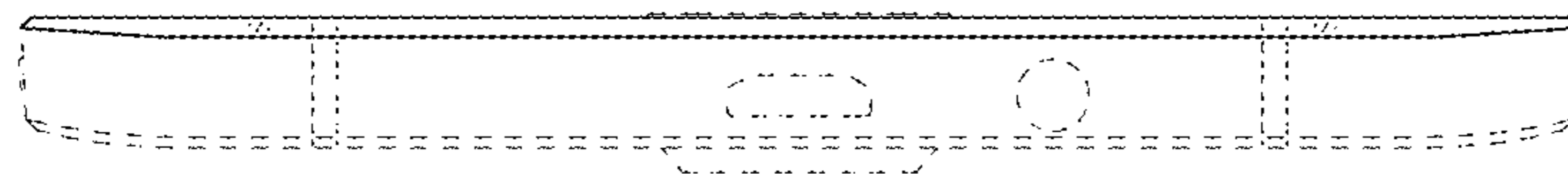


FIG. 8

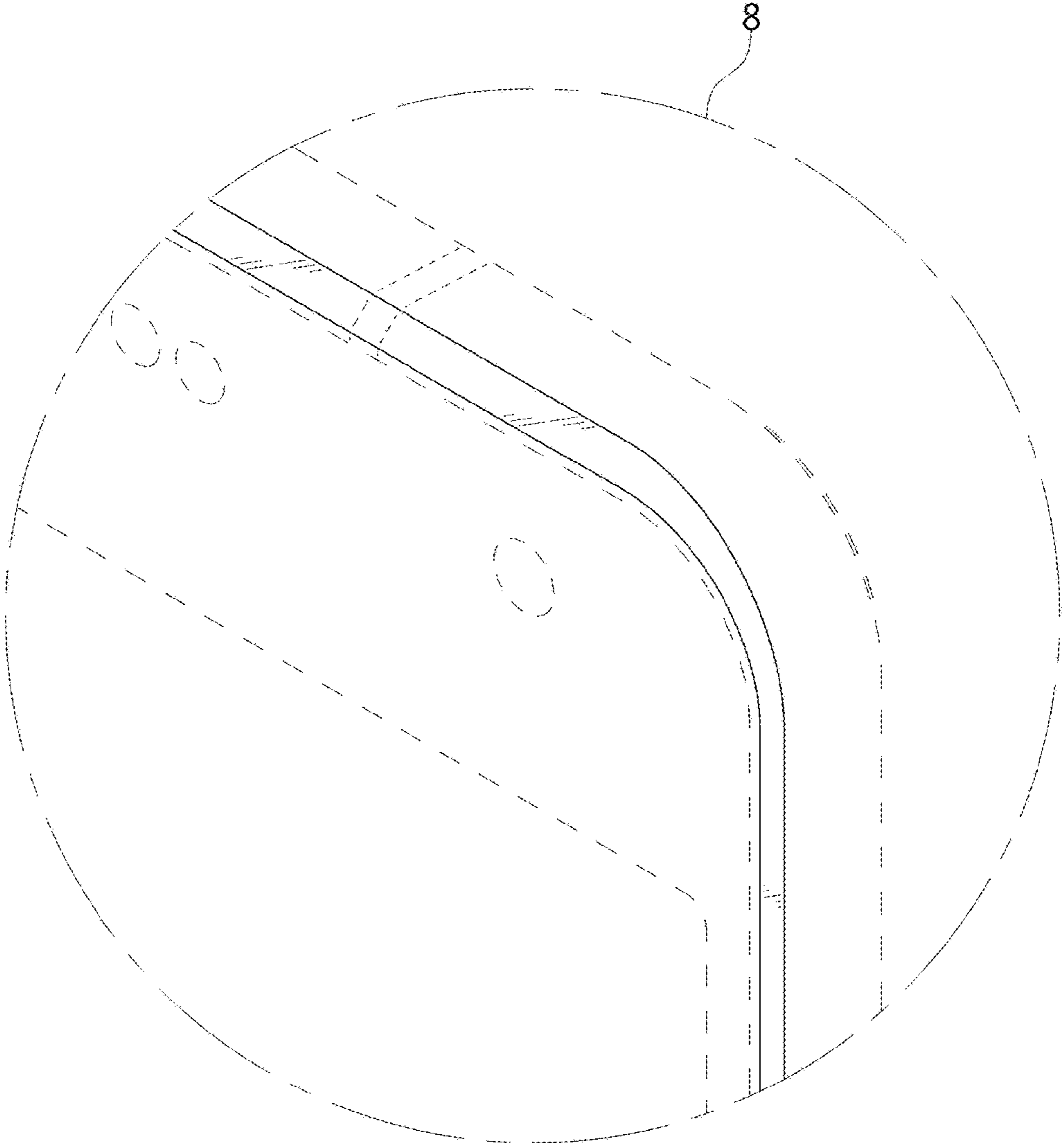


FIG. 9

