



US00D780146S

(12) **United States Design Patent**  
**Song**

(10) **Patent No.:** **US D780,146 S**

(45) **Date of Patent:** **\*\* Feb. 28, 2017**

(54) **PORTABLE ELECTRONIC DEVICE**

(71) Applicant: **Samsung Electronics Co., Ltd.**,  
Suwon-si (KR)

(72) Inventor: **Junyong Song**, Seongnam-si (KR)

(73) Assignee: **SAMSUNG ELECTRONICS CO., LTD.**,  
Suwon-si (KR)

(\*\*) Term: **14 Years**

(21) Appl. No.: **29/519,489**

(22) Filed: **Mar. 5, 2015**

(30) **Foreign Application Priority Data**

Sep. 5, 2014 (KR) ..... 30-2014-0043781

(51) **LOC (10) Cl.** ..... **14-03**

(52) **U.S. Cl.**  
USPC ..... **D14/138 AA**

(58) **Field of Classification Search**  
USPC ..... D14/138 R, 138 AA, 138 AB, 138 AC,  
D14/138 AD, 138 G, 248, 341-347  
CPC H04M 1/0202; H04M 1/0235; H04M 1/0237;  
H04M 1/0239; H04M 2250/52  
See application file for complete search history.

(56) **References Cited**

**U.S. PATENT DOCUMENTS**

- D551,649 S \* 9/2007 Moon ..... D14/138 AA
- D646,902 S \* 10/2011 Woo ..... D6/308
- D707,223 S \* 6/2014 Akana ..... D14/341
- D715,246 S \* 10/2014 Oh ..... D14/138 G
- D722,034 S \* 2/2015 Lee ..... D14/138 G
- D722,581 S \* 2/2015 Kim ..... D14/138 G
- D734,326 S \* 7/2015 McManigal ..... D14/341
- D736,203 S \* 8/2015 Kim ..... D14/341
- D738,369 S \* 9/2015 Myung ..... D14/341

- D744,448 S \* 12/2015 Im ..... D14/138 AA
- D747,286 S \* 1/2016 Kim ..... D14/138 G
- D749,563 S \* 2/2016 Akana ..... D14/341
- D749,567 S \* 2/2016 Lee ..... D14/203.4
- D750,620 S \* 3/2016 Zhai ..... D14/203.7
- D758,361 S \* 6/2016 Yeo ..... D14/341
- D761,226 S \* 7/2016 Poulin ..... D14/138 G
- D763,846 S \* 8/2016 Lee ..... D14/341
- D767,523 S \* 9/2016 Zhang ..... D14/138 G

\* cited by examiner

*Primary Examiner* — Deanna L Pratt

(74) *Attorney, Agent, or Firm* — McAndrews Held & Malloy, Ltd.

(57) **CLAIM**

The ornamental design for a portable electronic device, as shown and described.

**DESCRIPTION**

FIG. 1 is a top right front perspective view of a portable electronic device showing my new design;  
 FIG. 2 is a front elevation view thereof;  
 FIG. 3 is a rear elevation view thereof;  
 FIG. 4 is a left side elevation view thereof;  
 FIG. 5 is a right side elevation view thereof;  
 FIG. 6 is a top plan view thereof;  
 FIG. 7 is a bottom plan view thereof;  
 FIG. 8 is an enlarged view of the portion 8 encircled in FIG. 2; and,  
 FIG. 9 is an enlarged view of the portion 9 encircled in FIG. 5.

The short dash-dash broken lines in the figures represent unclaimed portions of the portable electronic device and form no part of the claimed design.  
 The dot-dash broken lines encircling portions of the claimed design in FIGS. 2, 5, 8 and 9 that are illustrated in enlargements form no part of the claimed design.

**1 Claim, 9 Drawing Sheets**

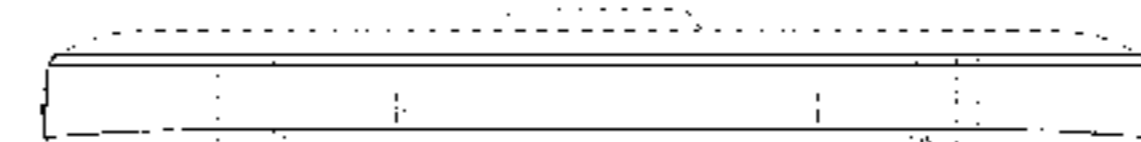


FIG. 1




FIG. 2




FIG. 3




FIG. 4




FIG. 5

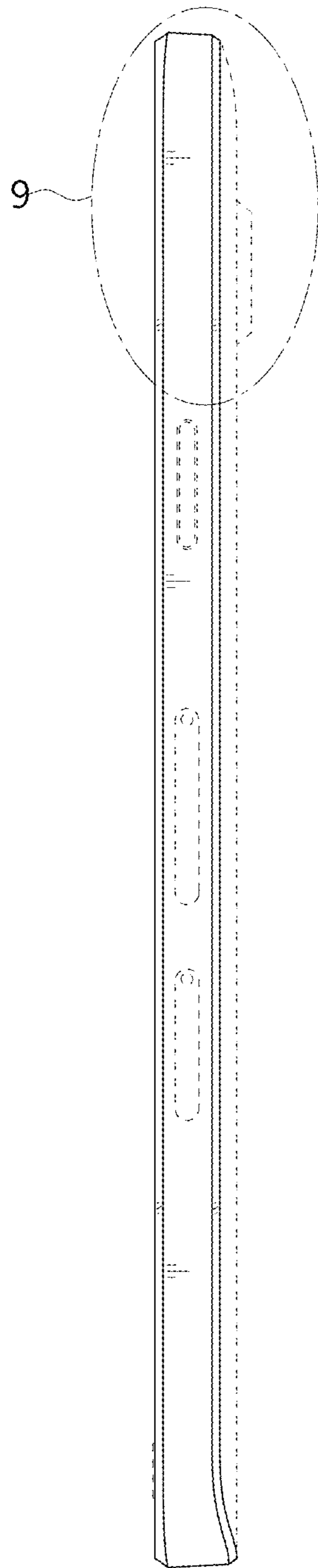


FIG. 6




FIG. 7

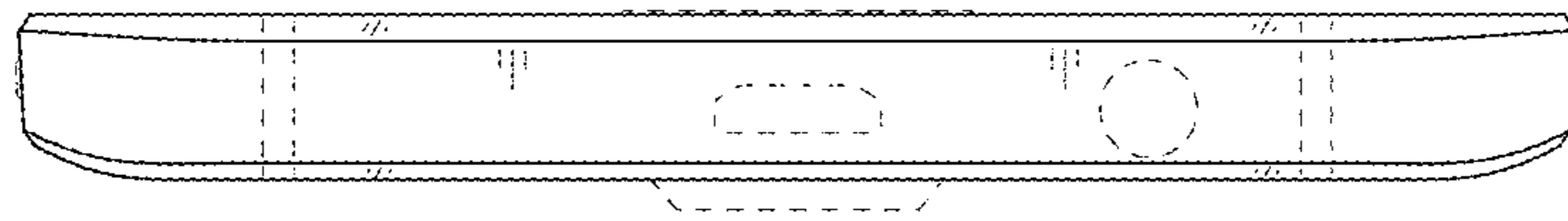




FIG. 8

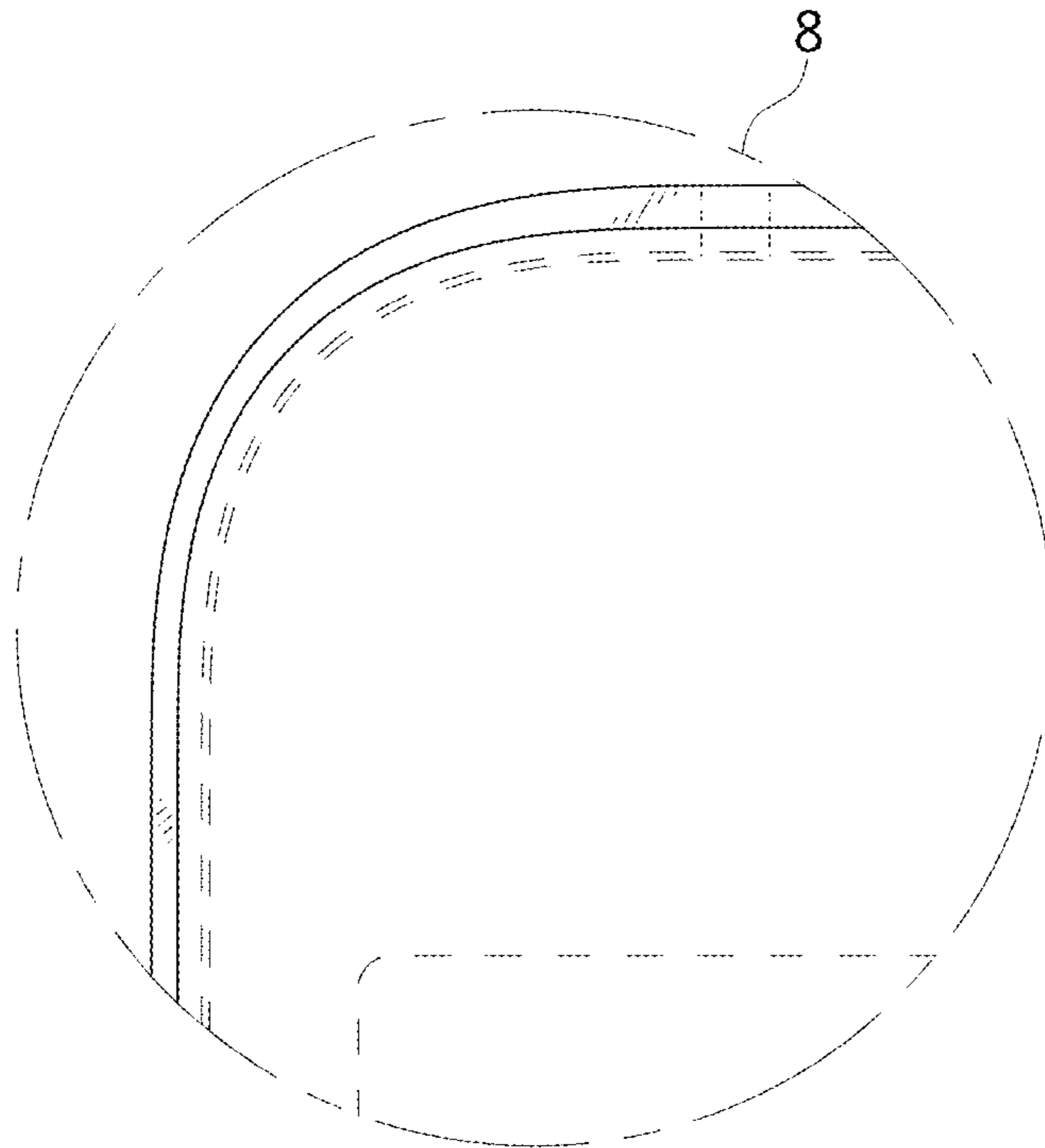


FIG. 9

