



US00D780143S

(12) **United States Design Patent** (10) **Patent No.:** **US D780,143 S**
Ahn et al. (45) **Date of Patent:** **** Feb. 28, 2017**

(54) **MOBILE PHONE**

(71) Applicant: **LG ELECTRONICS INC.**, Seoul (KR)

(72) Inventors: **Yooshin Ahn**, Seoul (KR); **Hophil Lee**, Seoul (KR)

(73) Assignee: **LG ELECTRONICS INC.**, Seoul (KR)

(**) Term: **14 Years**

(21) Appl. No.: **29/516,477**

(22) Filed: **Feb. 3, 2015**

(30) **Foreign Application Priority Data**

Aug. 5, 2014 (KR) 30-2014-0038340

(51) **LOC (10) Cl.** **14-03**

(52) **U.S. Cl.**
USPC **D14/138 G**

(58) **Field of Classification Search**
USPC D14/138 G, 248, 138 AD, 138 C,
138 AC,D14/138 R, 203.7, 203.3, 203.1,
496, 341

CPC ... G06F 1/1626; G06F 1/1652; H04M 1/0202;
H04M 1/0266; H04M 1/202-1/035;
H04M 1/0279

See application file for complete search history.

(56) **References Cited**

U.S. PATENT DOCUMENTS

D707,195 S * 6/2014 Kim D14/138 G
D707,645 S * 6/2014 Kim D14/138 G
D707,647 S * 6/2014 Kim D14/138 G
D733,086 S * 6/2015 Park D14/138 G
D734,733 S * 7/2015 Park D14/138 G
D736,171 S * 8/2015 Lee D14/138 G
D736,737 S * 8/2015 Lee D14/138 G
D738,344 S * 9/2015 Joung D14/138 AD
D738,843 S * 9/2015 Yoon D14/138 G

D741,832 S * 10/2015 Lee D14/138 G
D744,450 S * 12/2015 Kim D14/138 G
D752,008 S * 3/2016 Lee D14/138 G
D752,539 S * 3/2016 Kim D14/138 G
D756,949 S * 5/2016 Kim D14/138 G
D757,674 S * 5/2016 Seo D14/138 G
D762,606 S * 8/2016 Kim D14/138 G

(Continued)

OTHER PUBLICATIONS

LG G Flex2 pictures, official photos, Feb. 2015, [online], [site visited Sep. 22, 2016]. Retrieved from: <url:http://www.gsmarena.com/lg_g_flex2-pictures-6916.php>.*

(Continued)

Primary Examiner — Jeffrey D Asch

Assistant Examiner — Tracey J Bell

(74) *Attorney, Agent, or Firm* — Birch, Stewart, Kolasch & Birch, LLP

(57) **CLAIM**

The ornamental design for a mobile phone, as shown and described.

DESCRIPTION

FIG. 1 is a perspective view of a mobile phone showing our new design;

FIG. 2 is a front view thereof;

FIG. 3 is a rear view thereof;

FIG. 4 is a left side view thereof where the right side view is a mirror image;

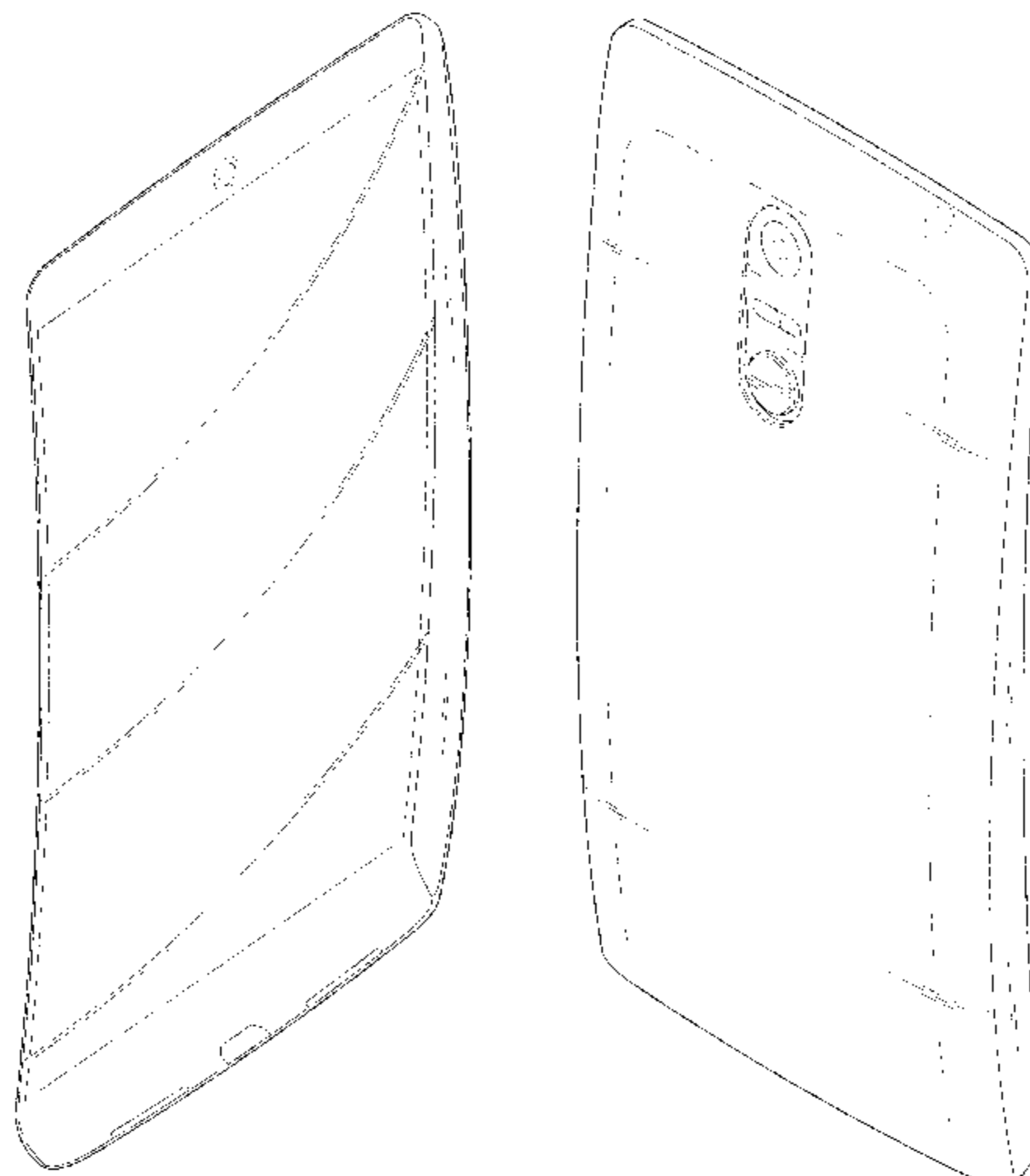
FIG. 5 is a top plan view thereof;

FIG. 6 is a bottom plan view thereof; and,

FIG. 7 is a rear perspective view thereof.

The broken lines shown in the figures that are immediately adjacent to the claimed areas and define unshaded regions represent the bounds of the claim. The broken lines within broken line boundaries are directed to environment. The broken lines form no part of the claimed design.

1 Claim, 6 Drawing Sheets



(56)

References Cited

U.S. PATENT DOCUMENTS

D763,218 S * 8/2016 Lim D14/138 G
D764,427 S * 8/2016 Park D14/138 G
D764,429 S * 8/2016 Choe D14/138 G

OTHER PUBLICATIONS

LG G Flex pictures, official photos, Nov. 2013, [online], [site visited Sep. 22, 2016]. Retrieved from: <url:http://www.gsmarena.com/lg_g_flex-pictures-5806.php>.*

Nexus concept by 91 mobile enlarged image, Jul. 2014, [online], [site visited Sep. 23, 2016]. Retrieved from: <url:http://www.highlightpress.com/report-early-lg-g3-release-date-wont-forward-google-nexus-6-launch/12461/sdavis>.*

* cited by examiner

FIG. 1

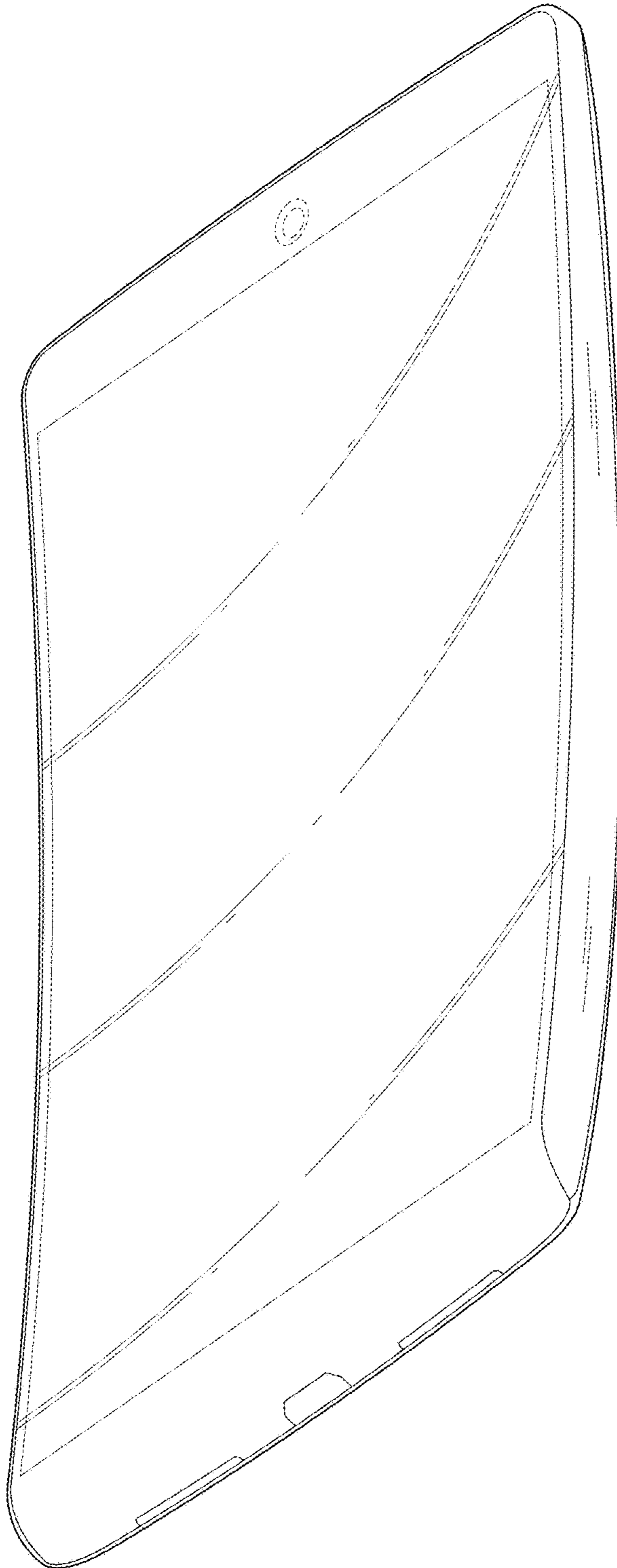


FIG. 2




FIG. 3

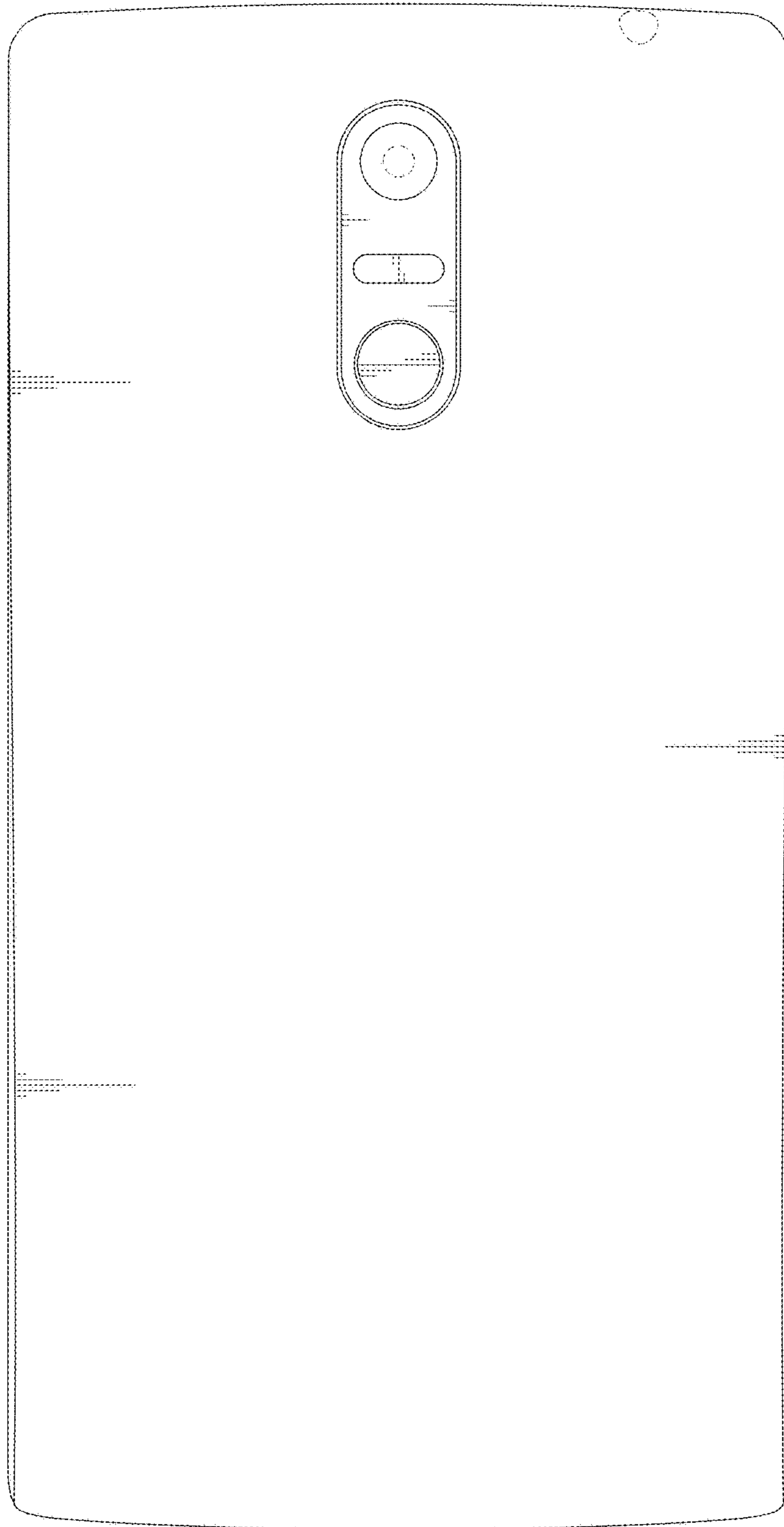


FIG. 4




FIG. 5

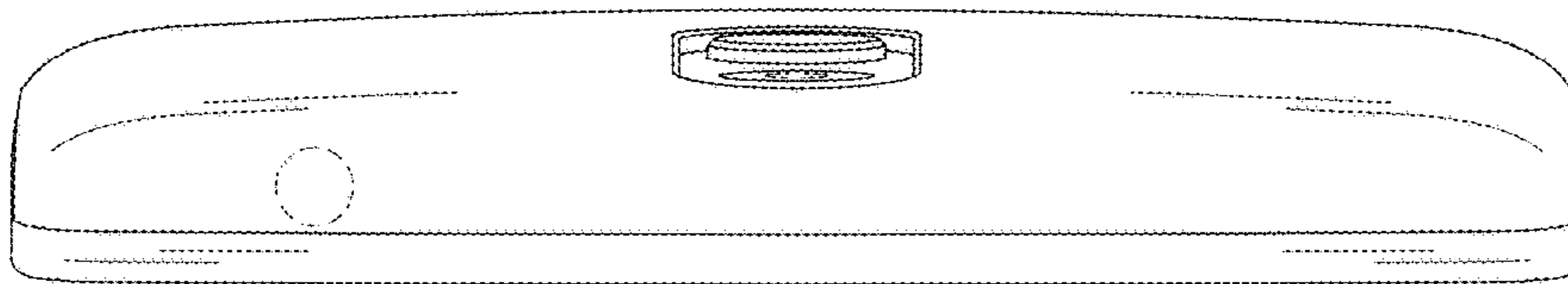


FIG. 6

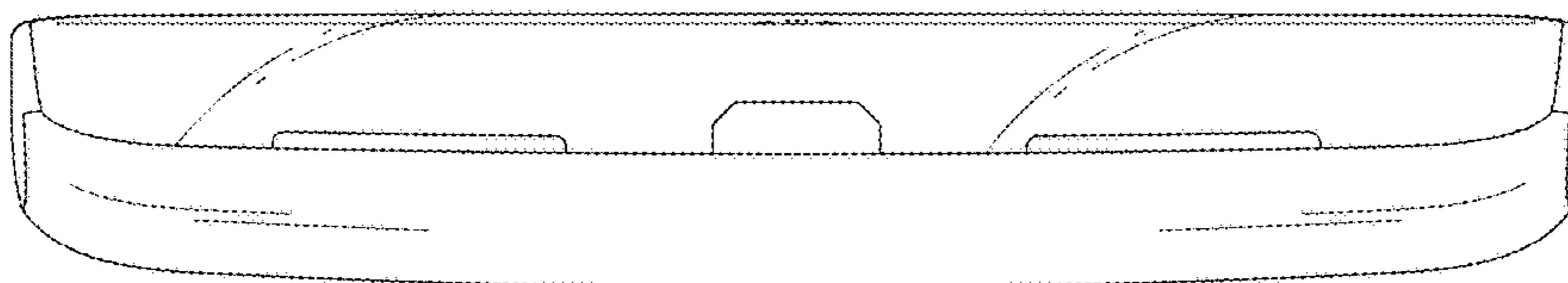


FIG. 7

