



US00D780102S

(12) **United States Design Patent** (10) **Patent No.:** **US D780,102 S**
Khwanchart et al. (45) **Date of Patent:** **** Feb. 28, 2017**

- (54) **TIRE TREAD**
- (71) Applicants: **COMPAGNIE GENERALE DES ETABLISSEMENTS MICHELIN**, Clermont-Ferrand (FR); **Michelin Recherche et Technique S.A.**, Granges-Paccot (CH)
- (72) Inventors: **Jawayon Khwanchart**, Clermont-Ferrand (FR); **Arnaud Larregain**, Clermont-Ferrand (FR)
- (73) Assignees: **COMPAGNIE GENERALE DES ETABLISSEMENTS MICHELIN** (FR); **MICHELIN RECHERCHE ET TECHNIQUE S.A.** (CH)

D120,932 S *	6/1940	Holland	152/209.19
D121,886 S *	8/1940	Anderson	D12/586
D126,858 S *	4/1941	Thacher	D12/590
2,260,193 A *	10/1941	Overman	B60C 11/0309 152/209.19
D149,662 S *	5/1948	Nellen	D12/589
D151,886 S *	11/1948	Hardeman et al.	D12/589
D168,504 S *	12/1952	Hawkinson	D12/590
D173,877 S *	1/1955	Nellen	D12/589
D207,619 S *	5/1967	Hunter	D12/586
D288,914 S *	3/1987	Hinkel	D12/586
D367,447 S *	2/1996	Hammond	D12/586
D388,031 S *	12/1997	Loeffler	D12/586
D500,472 S *	1/2005	Campana	D12/583

(Continued)

Primary Examiner — Robert M Spear
(74) *Attorney, Agent, or Firm* — Dickinson Wright PLLC

- (**) Term: **15 Years**
- (21) Appl. No.: **29/530,385**
- (22) Filed: **Jun. 16, 2015**

(30) **Foreign Application Priority Data**

Dec. 16, 2014 (EM) 002598797-0001

- (51) **LOC (10) Cl.** **12-15**
- (52) **U.S. Cl.**
USPC **D12/590**
- (58) **Field of Classification Search**
USPC D12/586, 587, 588, 589, 590, 591,
596, D12/597, 598, 600, 601, 900
CPC .. B60C 11/03; B60C 11/0306; B60C 11/0337;
B60C 11/0339; B60C 11/11
See application file for complete search history.

(56) **References Cited**

U.S. PATENT DOCUMENTS

- D115,851 S * 7/1939 Hower D12/590
- D117,660 S * 11/1939 Allen D12/591

(57) **CLAIM**


The ornamental design for a tire tread, as shown and described.

DESCRIPTION

FIG. 1 is a perspective view of the tire tread of our design; FIG. 2 is a front elevation view of the tire tread of our design; FIG. 3 is a side elevation view of the tire tread of our design; FIG. 4 is a side elevation view of the tire tread of our design, taken from the opposite side of that shown in FIG. 3; and, FIG. 5 is an enlarged, partial view of FIG. 1.

In the drawings, the broken lines depict environmental subject matter that forms no part of the claimed design. The dash-dot lines represent the peripheral boundary between the claimed tire tread and the unclaimed sidewall. The tread pattern is understood to repeat uniformly throughout the circumference of the tire, as shown schematically in solid lines.

1 Claim, 5 Drawing Sheets



(56)

References Cited

U.S. PATENT DOCUMENTS

D597,479	S	*	8/2009	Scharis	D12/586
D644,600	S	*	9/2011	Nicolas	D12/602
D652,785	S	*	1/2012	Rittweger	D12/590
D653,197	S	*	1/2012	Buchinger-Barnstorf ...	D12/582
D653,198	S	*	1/2012	Buchinger-Barnstorf ...	D12/585
D667,779	S	*	9/2012	Murphy	D12/587
8,267,131	B2	*	9/2012	Ikeda	B60C 11/0306
					152/209.18
D669,842	S	*	10/2012	Buchinger-Barnstorf ...	D12/590
D754,062	S	*	4/2016	Schuessler	D12/591

* cited by examiner

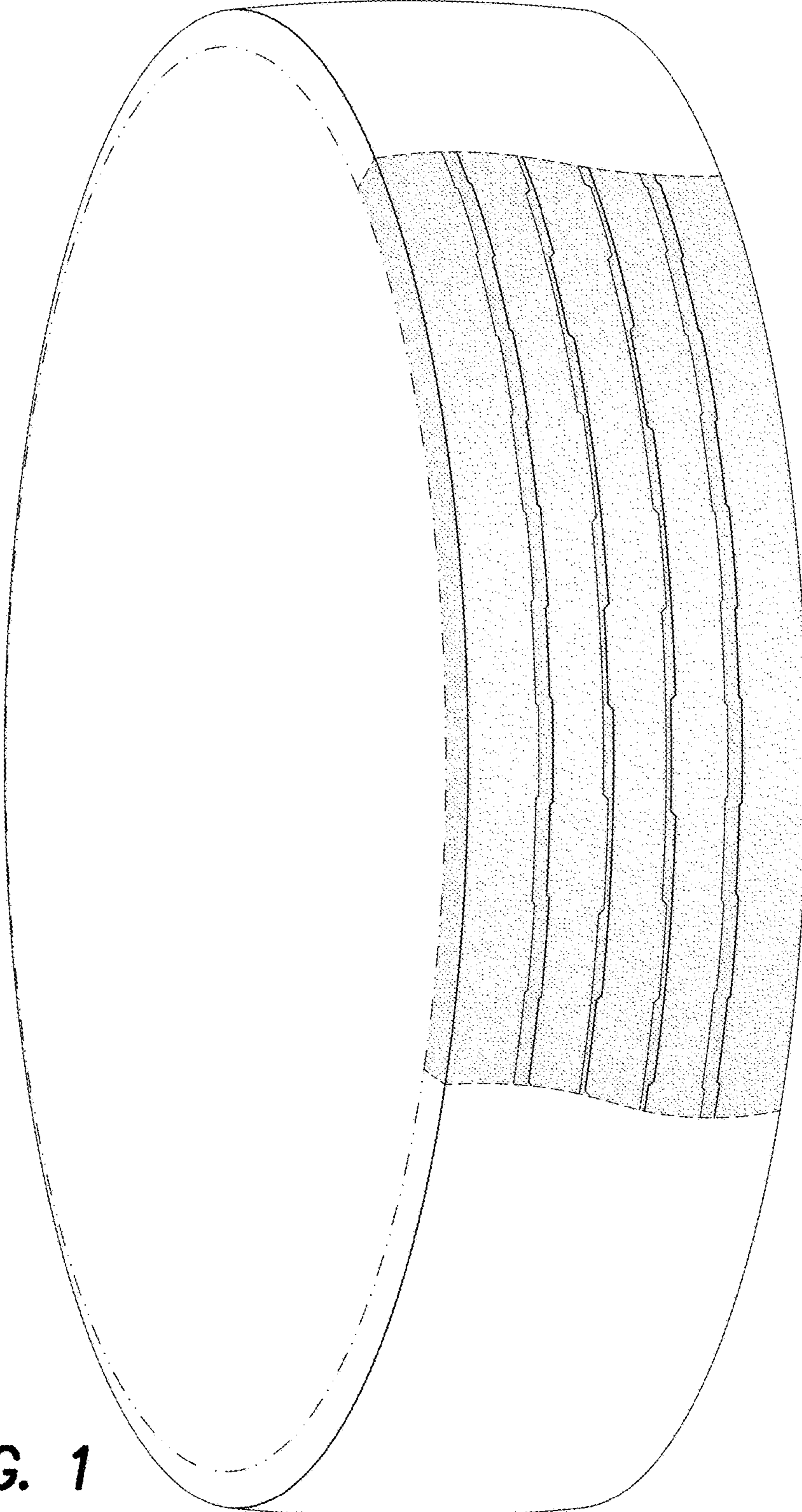


FIG. 1

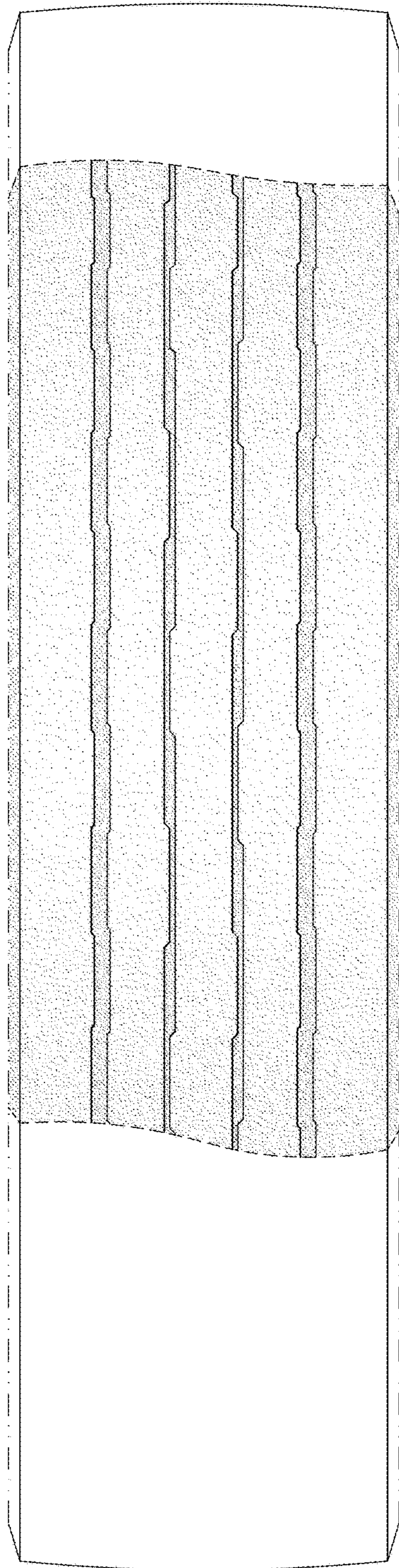


FIG. 2




FIG. 3




FIG. 4

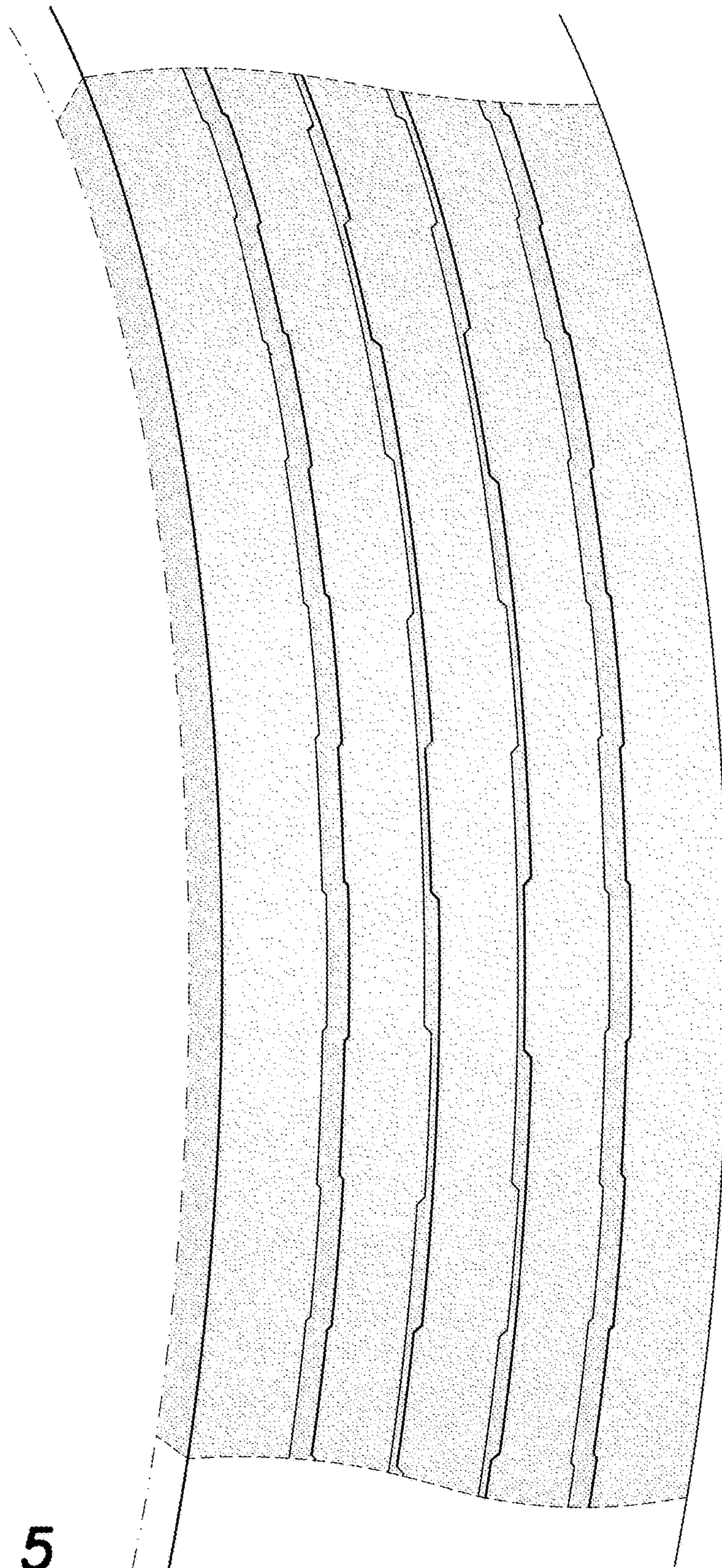


FIG. 5