



US00D780092S

(12) **United States Design Patent**
Kuwano et al.

(10) **Patent No.:** **US D780,092 S**
(45) **Date of Patent:** **** Feb. 28, 2017**

(54) **AUTOMOBILE TIRE**

FOREIGN PATENT DOCUMENTS

(71) Applicant: **TOYO TIRE & RUBBER CO., LTD.**,
Osaka-shi, Osaka (JP)

JP D1391636 S 7/2010
JP D1476082 S 8/2013

(72) Inventors: **Shingo Kuwano**, Osaka (JP); **Jiro Taniguchi**, Osaka (JP)

OTHER PUBLICATIONS

(73) Assignee: **TOYO TIRE & RUBBER CO., LTD.**,
Osaka-shi (JP)

Toyo Versado LX, posted at iTyre, review posting date Jan. 7, 2008. [online], [site visited Nov. 21, 2016]. Available from Internet, <URL: <http://www.ityre.com/uk/tyres/catalog/toyo/model/20764/opinions/>>.*

(**) Term: **15 Years**

(Continued)

(21) Appl. No.: **29/529,054**

Primary Examiner — Kevin Rudzinski

(22) Filed: **Jun. 3, 2015**

Assistant Examiner — Kathleen Jones

(30) **Foreign Application Priority Data**

(74) *Attorney, Agent, or Firm* — Westerman, Hattori, Daniels & Adrian, LLP

Apr. 23, 2015 (JP) 2015-009207

(51) **LOC (10) Cl.** **12-15**

(52) **U.S. Cl.**

USPC **D12/532**

(58) **Field of Classification Search**

USPC D12/500–532, 604

CPC B60C 11/0311; B60C 11/0309; B60C

11/0304; B60C 11/03; B60C

11/0327; B60C 11/0316; B60C

11/042; B60C 11/04; B60C

11/1323; B60C 2011/0344; B60C

2011/0341; B60C 2011/0339; B60C

2011/0388; B60C 2011/0386; B60C

2011/0358; B60C 2011/0351; B60C

(Continued)

(57) **CLAIM**

The ornamental design for an automobile tire, as shown and described.

DESCRIPTION

FIG. 1 a front view of an automobile tire;

FIG. 2 is a rear view thereof;

FIG. 3 is a top plan view thereof, for which the bottom plan view is the same;

FIG. 4 is a right-side view thereof;

FIG. 5 is a left-side view thereof;

FIG. 6 is a perspective view thereof;

FIG. 7 is an enlarged cross sectional view along line 7-7 In FIG. 1, in the area designated by “7” in FIG. 4 thereof; and,

FIG. 8 is an enlarged sectional view taken along line 8-8 and line 1-1 in FIG. 1.

In the drawings, the broken lines defining the sidewall, inner bead and the peripheral boundary between the tire tread shown in solid lines and the sidewall shown in broken lines depict environmental subject matter that forms no part of the claimed design.

(56) **References Cited**

U.S. PATENT DOCUMENTS

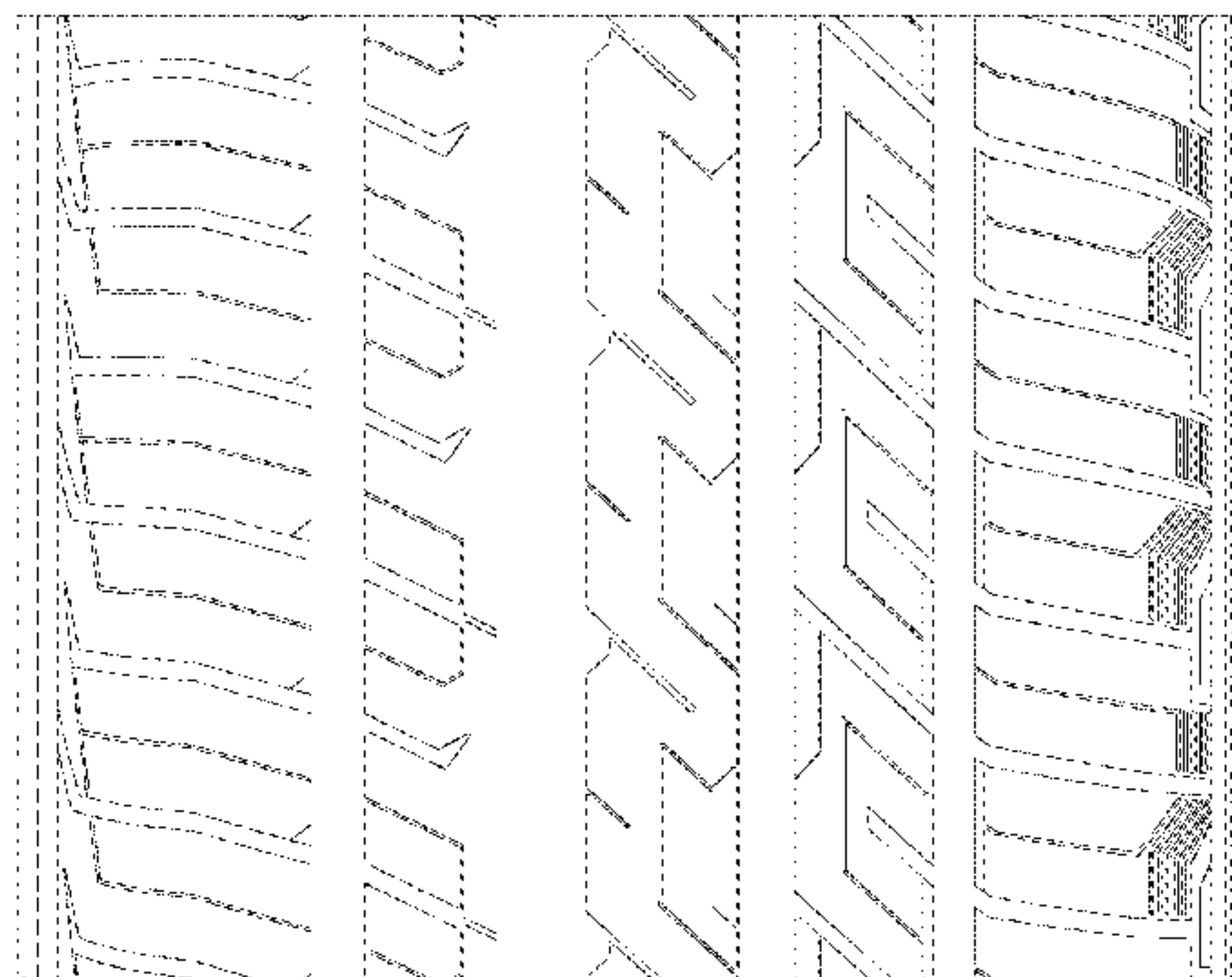
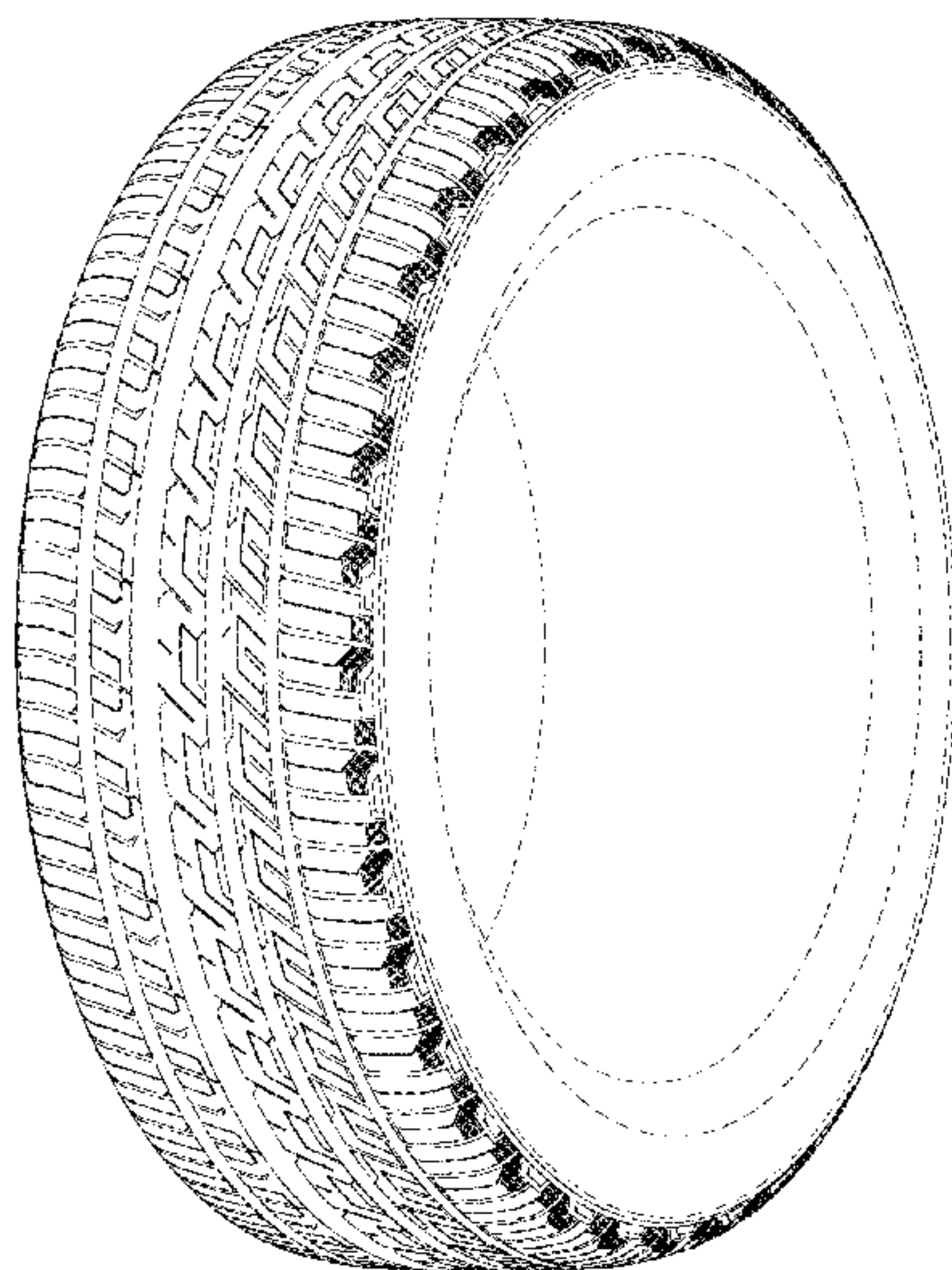
D439,870 S * 4/2001 Lovell D12/519

D515,020 S * 2/2006 Fukunaga D12/521

D588,522 S * 3/2009 Matsumoto D12/531

(Continued)

1 Claim, 8 Drawing Sheets



(58) **Field of Classification Search**

CPC 2011/0348;B60C 2011/1231; B60C
2011/1209

See application file for complete search history.

(56) **References Cited**

U.S. PATENT DOCUMENTS

D623,587 S * 9/2010 Ohashi D12/521
D656,083 S * 3/2012 Mukai D12/519
D682,773 S * 5/2013 Kuwano D12/523
D684,524 S * 6/2013 Ohashi D12/586
D711,812 S * 8/2014 Takahashi D12/521
D757,636 S * 5/2016 Zhang D12/521
D760,640 S * 7/2016 Chen D12/523
D768,053 S * 10/2016 Schimmoeller D12/521
2005/0109437 A1 * 5/2005 Shirouzu B60C 11/13
152/209.15
2010/0116393 A1 * 5/2010 Miyazaki B60C 11/0306
152/209.18

OTHER PUBLICATIONS

Koeth, Denise, Long-Lasting Nitto Motivo Doesn't Short on Performance, posted at Tire Review, review posting date Apr. 9, 2012. [online], [site visited Nov. 21, 2016]. Available from Internet, <URL: <http://www.tirereview.com/long-lasting-nitto-motivo-doesn-t-short-on-performance/>>.*

Feilei, Kesha, CN-301947489, posted at Orbit, publication date Jun. 6, 2012. [site visited Nov. 21, 2016]. Available from Internet.*

* cited by examiner

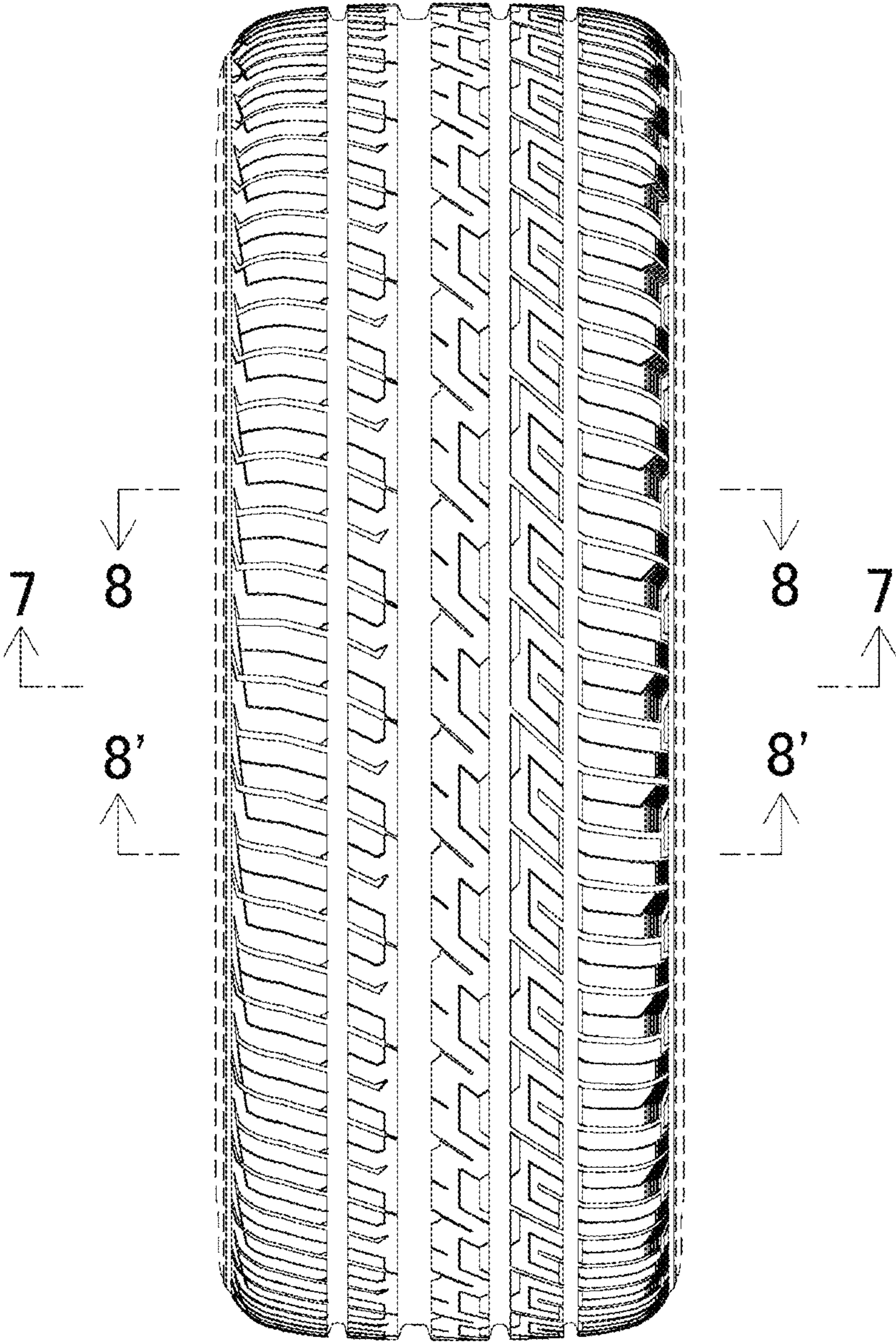


FIG. 1

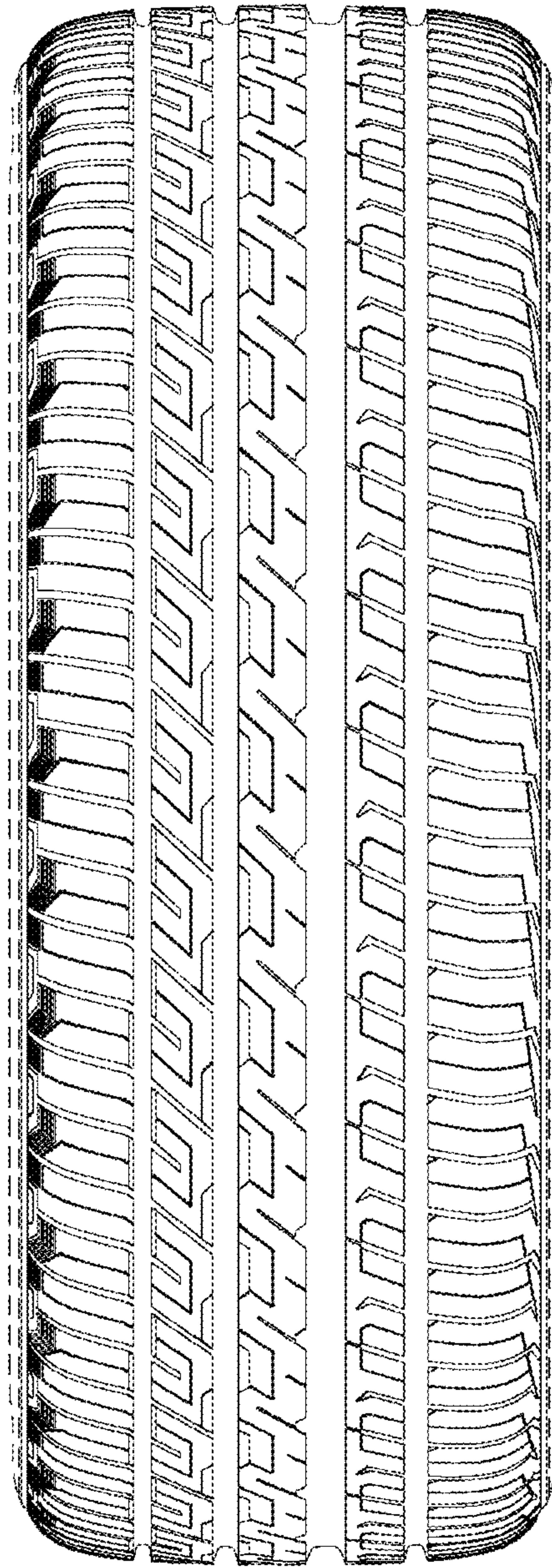


FIG.2

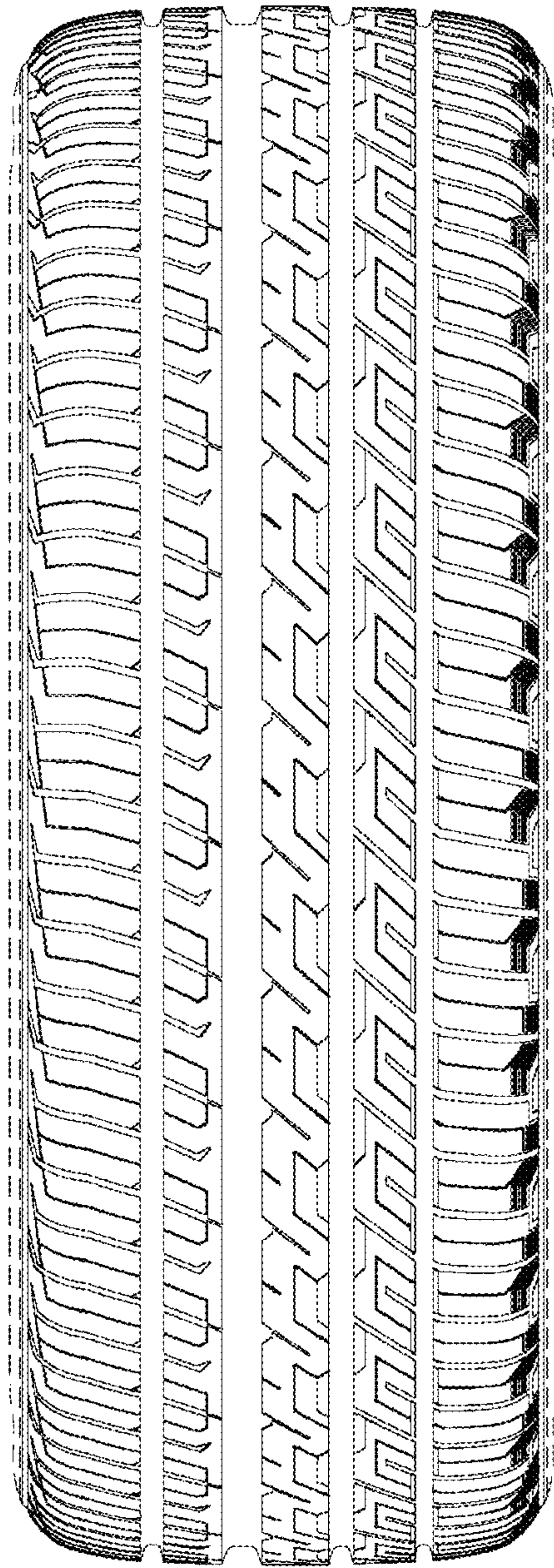


FIG.3

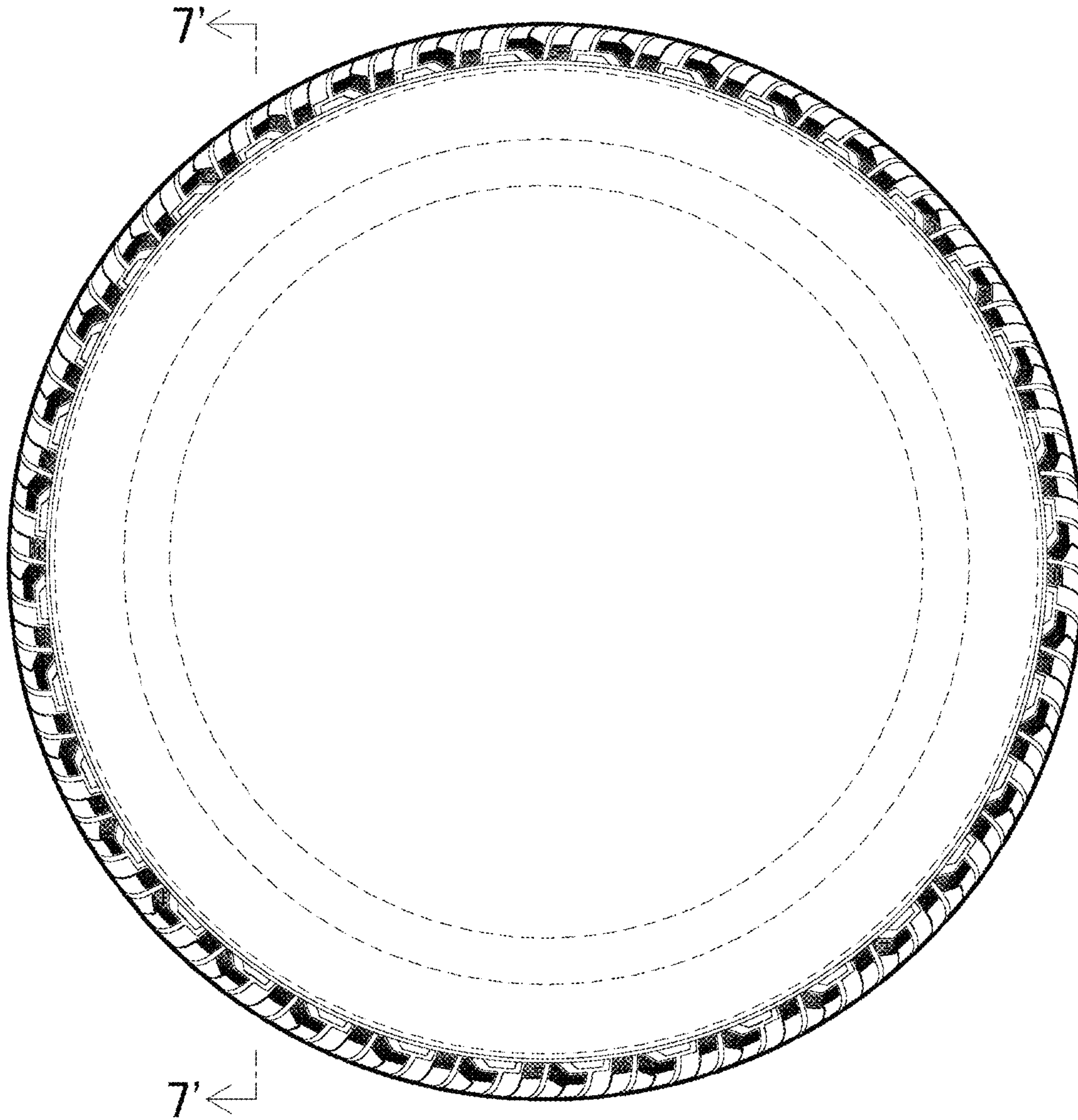


FIG.4




FIG.5

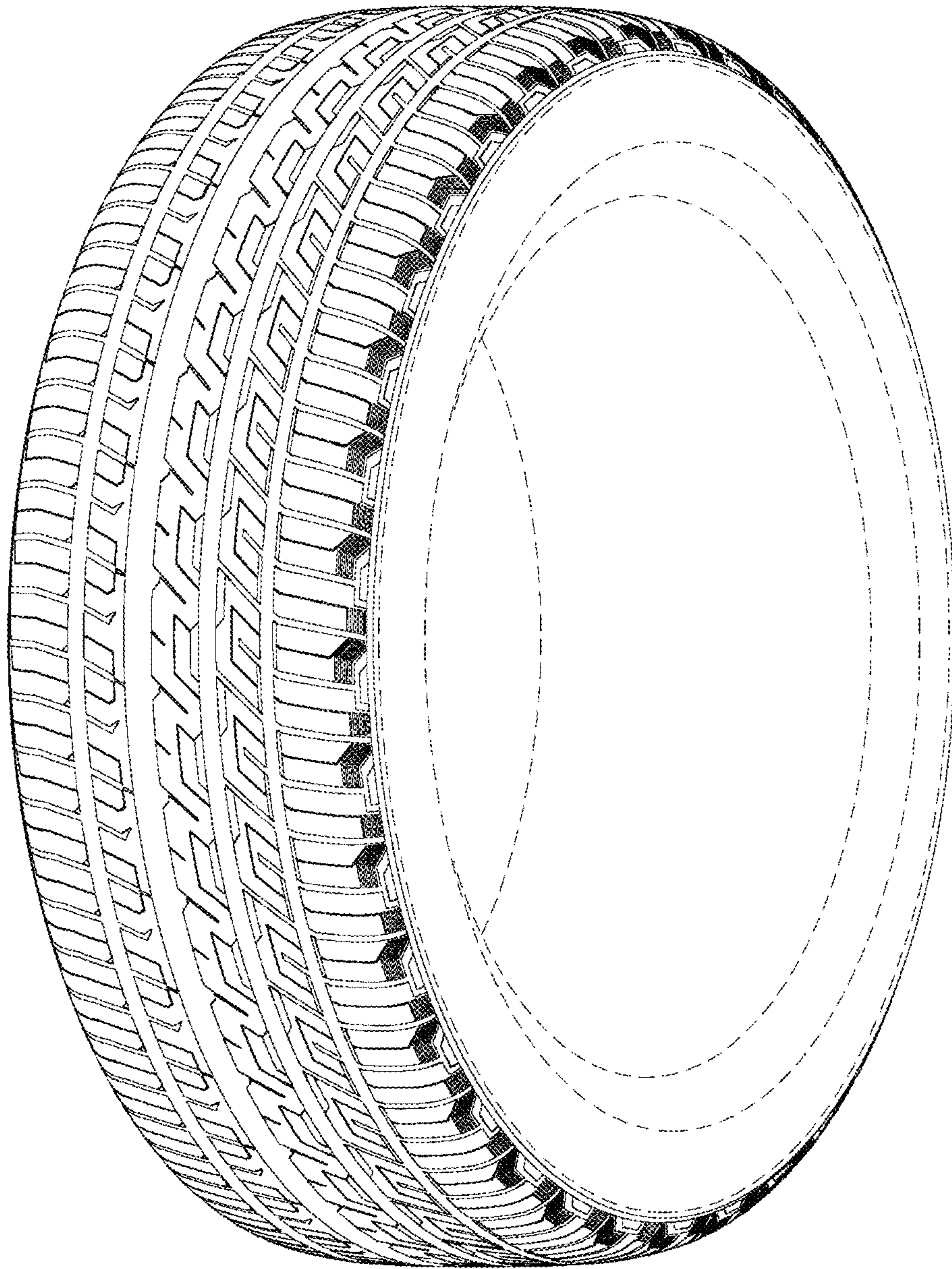


FIG.6

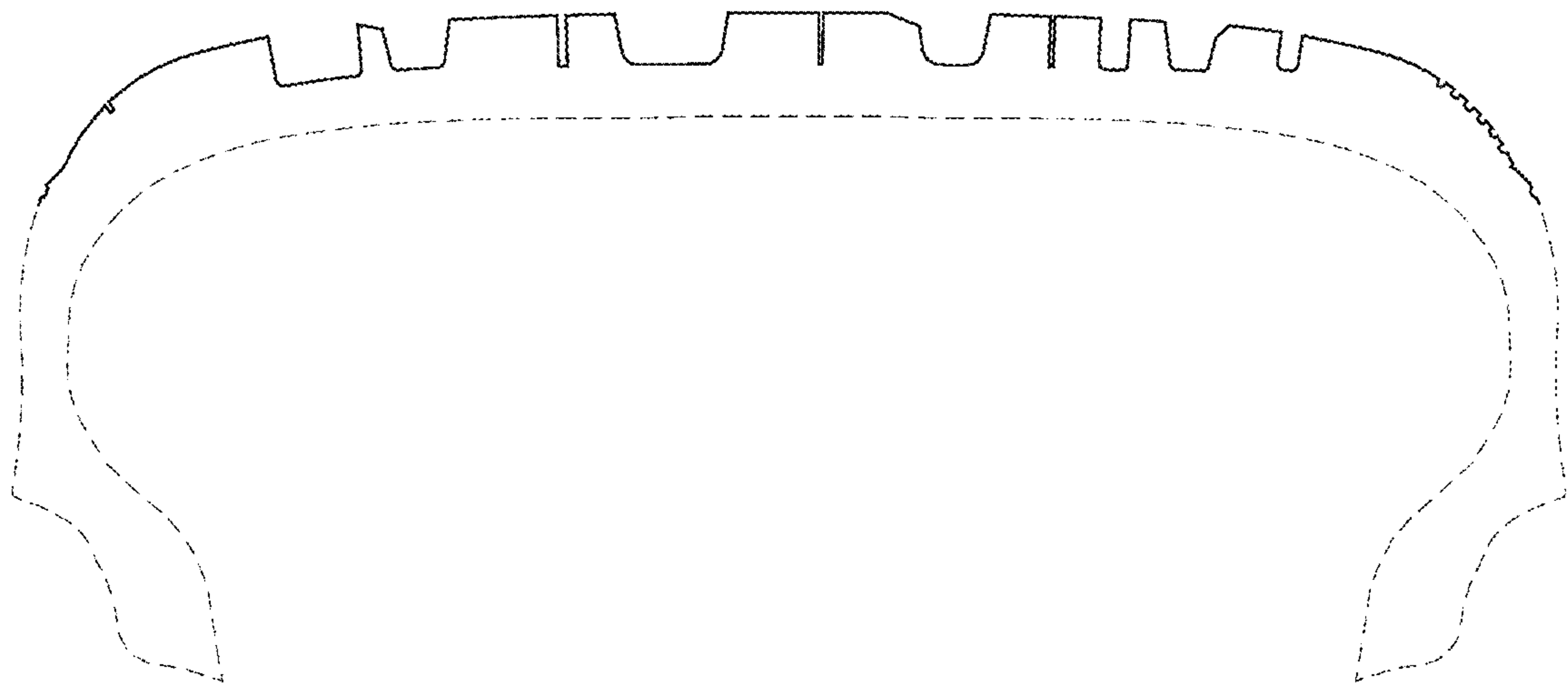


FIG. 7




FIG.8