



US00D780085S

(12) **United States Design Patent**
Bjerke

(10) **Patent No.:** **US D780,085 S**

(45) **Date of Patent:** **** Feb. 28, 2017**

- (54) **RIM**
- (71) Applicant: **Volvo Car Corporation**, Göteborg (SE)
- (72) Inventor: **Ole-Kristian Bjerke**, Göteborg (SE)
- (73) Assignee: **Volvo Car Corporation**, Göteborg (SE)
- (**) Term: **15 Years**

D638,768 S *	5/2011	Nissl	D12/211
D658,107 S *	4/2012	Pollmann	D12/211
D660,769 S	5/2012	Pollmann	
D670,636 S *	11/2012	Juergens	D12/211
D671,472 S *	11/2012	Pollmann	D12/209
D695,198 S *	12/2013	Juergens	D12/211
D697,011 S *	1/2014	Kang	D12/209
D727,823 S *	4/2015	Rueckheim	D12/209
D733,633 S	7/2015	Gardavsky	
D751,015 S *	3/2016	Mahoney	D12/209

- (21) Appl. No.: **29/555,169**
- (22) Filed: **Feb. 19, 2016**
- (30) **Foreign Application Priority Data**

FOREIGN PATENT DOCUMENTS

JP	D1443121	6/2012
JP	D1492076	3/2014
TW	D158383	1/2014
TW	D167732	5/2015

- Oct. 23, 2015 (EM) 002832980-0001
- (51) **LOC (10) Cl.** **12-16**
- (52) **U.S. Cl.**
USPC **D12/209**
- (58) **Field of Classification Search**
USPC D12/204–213
CPC B60B 7/00; B60B 7/02; B60B 7/04;
B60B 7/01; B60B 7/06; B60B 3/02; B60B
3/04; B60B 3/06; B60B 3/10; B60B 1/00;
B60B 1/08; B60B 1/10; B60B 1/12
See application file for complete search history.

OTHER PUBLICATIONS

Taiwanese Search Report from corresponding Taiwan Application No. 105330907, completed on Aug. 8, 2016.

* cited by examiner

Primary Examiner — Stacia Cadmus
(74) *Attorney, Agent, or Firm* — Tucker Ellis LLP

- (56) **References Cited**

U.S. PATENT DOCUMENTS

D456,333 S *	4/2002	Pollmann	D12/211
D466,854 S *	12/2002	Kern	D12/211
D475,337 S *	6/2003	Kataoka	D12/209
D494,917 S *	8/2004	Pollmann	D12/211
D513,727 S *	1/2006	Gallert	D12/211
D566,642 S *	4/2008	Scheu	D12/211
D568,800 S *	5/2008	Huet	D12/211
D617,716 S *	6/2010	Lamm	D12/211
D620,870 S *	8/2010	Powell	D12/211
D635,499 S *	4/2011	Nissl	D12/211

- (57) **CLAIM**
The ornamental design for a rim, as shown and described.

DESCRIPTION

FIG. 1 is a perspective view of a rim showing my new design.
FIG. 2 is another perspective view thereof.
FIG. 3 is a front view thereof.
FIG. 4 is a left side view thereof.
FIG. 5 is a right side view thereof; and,
FIG. 6 is a bottom view thereof.

1 Claim, 6 Drawing Sheets






FIG. 1



FIG. 2



FIG. 3




FIG. 4




FIG. 5




FIG. 6