



US00D780082S

(12) **United States Design Patent** (10) **Patent No.:** **US D780,082 S**
Bae et al. (45) **Date of Patent:** **** Feb. 28, 2017**

(54) **FRONT DOOR PANEL FOR AUTOMOBILE**

(71) Applicant: **Kia Motors Corporation**, Seoul (KR)

(72) Inventors: **Dong Min Bae**, Gyeonggi-do (KR);
Mun Hyo Yoon, Gyeonggi-do (KR)

(73) Assignee: **Kia Motors Corporation**, Seoul (KR)

(**) Term: **15 Years**

(21) Appl. No.: **29/547,448**

(22) Filed: **Dec. 3, 2015**

(30) **Foreign Application Priority Data**

Jul. 17, 2015 (KR) 30-2015-0036254

(51) **LOC (10) Cl.** **12-16**

(52) **U.S. Cl.**
USPC **D12/196**

(58) **Field of Classification Search**
USPC D12/190, 192, 196, 83, 181, 163, 164,
D12/169, 167, 171, 216, 86, 90, 91, 92
CPC B62D 24/00; B62D 24/02; B62D 25/02;
B62D 25/18; B62D 25/08; B62D 35/00;
B60J 5/04; B60R 19/02; B60R 19/04
See application file for complete search history.

(56) **References Cited**

U.S. PATENT DOCUMENTS

8,226,143 B2 * 7/2012 Takeuchi B60R 13/04
296/1.08
D674,328 S * 1/2013 Ikuma D12/196
D686,553 S * 7/2013 Kwon D12/196
D686,957 S * 7/2013 Kwon D12/196
D694,163 S * 11/2013 Yamada D12/196

D700,121 S * 2/2014 Okue D12/196
D700,875 S * 3/2014 Jevremovic D12/196
D701,809 S * 4/2014 Hildebrand D12/196
D702,597 S * 4/2014 Wada D12/92
D702,598 S * 4/2014 Wada D12/92
D706,190 S * 6/2014 Sakae D12/196
8,910,999 B2 * 12/2014 Schurter B60J 5/0415
296/146.2
D720,654 S * 1/2015 Baek D12/92
9,068,495 B2 * 6/2015 Kowalkowski F01N 11/002
D762,541 S * 8/2016 Jo D12/196
D763,156 S * 8/2016 Jo D12/196
D770,954 S * 11/2016 Luk D12/196
D770,955 S * 11/2016 Bae D12/196
2015/0202948 A1 * 7/2015 Saiki B60R 13/04
49/502

* cited by examiner

Primary Examiner — Daniel Bui

Assistant Examiner — Andrew Kerr

(74) *Attorney, Agent, or Firm* — Mintz Levin Cohn Ferris
Glovsky and Pope, P.C.

(57) **CLAIM**

The ornamental design for a front door panel for automobile,
as shown and described.

DESCRIPTION

FIG. 1 is a perspective view of a front door panel for
automobile showing our new design;
FIG. 2 is another perspective view thereof;
FIG. 3 is a front view thereof;
FIG. 4 is a rear view thereof;
FIG. 5 is a left side view thereof;
FIG. 6 is a right side view thereof;
FIG. 7 is a top view thereof; and,
FIG. 8 is a bottom view thereof.

1 Claim, 8 Drawing Sheets




FIG. 1



FIG. 2



FIG. 3



FIG. 4



FIG. 5




FIG. 6

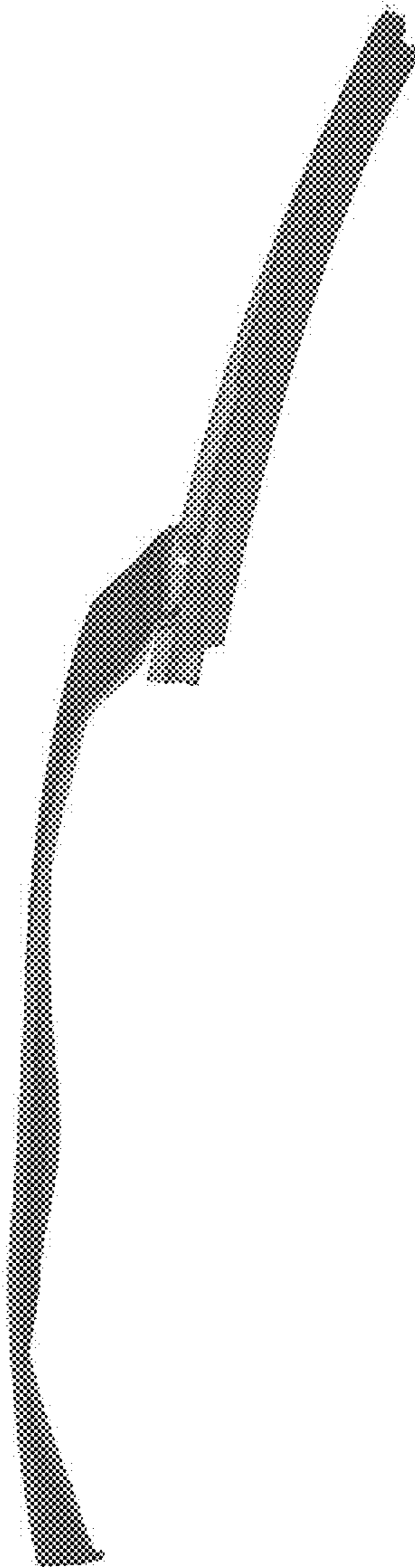


FIG. 7




FIG. 8

