



US00D780078S

(12) **United States Design Patent** (10) **Patent No.:** **US D780,078 S**
Hashimoto (45) **Date of Patent:** **** Feb. 28, 2017**

(54) **DASHBOARD FOR UTILITY VEHICLES**

(71) Applicant: **Kawasaki Jukogyo Kabushiki Kaisha,**
Hyogo (JP)

(72) Inventor: **Naoki Hashimoto,** Kakogawa (JP)

(73) Assignee: **KAWASAKI JUKOGYO**
KABUSHIKI KAISHA (JP)

(**) Term: **15 Years**

(21) Appl. No.: **29/528,685**

(22) Filed: **May 29, 2015**

(51) **LOC (10) Cl.** **12-16**

(52) **U.S. Cl.**
USPC **D12/192**

(58) **Field of Classification Search**
USPC D12/87, 88, 192
CPC B60K 37/00; B60K 37/02; B60K 37/04;
B60K 35/00

See application file for complete search history.

(56) **References Cited**

U.S. PATENT DOCUMENTS

D470,090 S *	2/2003	Sawabe	D12/192
D493,395 S *	7/2004	Hill	D12/192
D608,264 S *	1/2010	Hwang	D12/192
D674,728 S *	1/2013	Matsumura	D12/107
D682,737 S *	5/2013	Li	D12/14

D691,519 S *	10/2013	Fisher	D12/107
D735,077 S *	7/2015	Sato	D12/87
2012/0031694 A1 *	2/2012	Deckard	B60K 17/06 180/68.3
2013/0319785 A1 *	12/2013	Spindler	B60K 15/063 180/292

* cited by examiner

Primary Examiner — Phillip S Hyder

(57) **CLAIM**

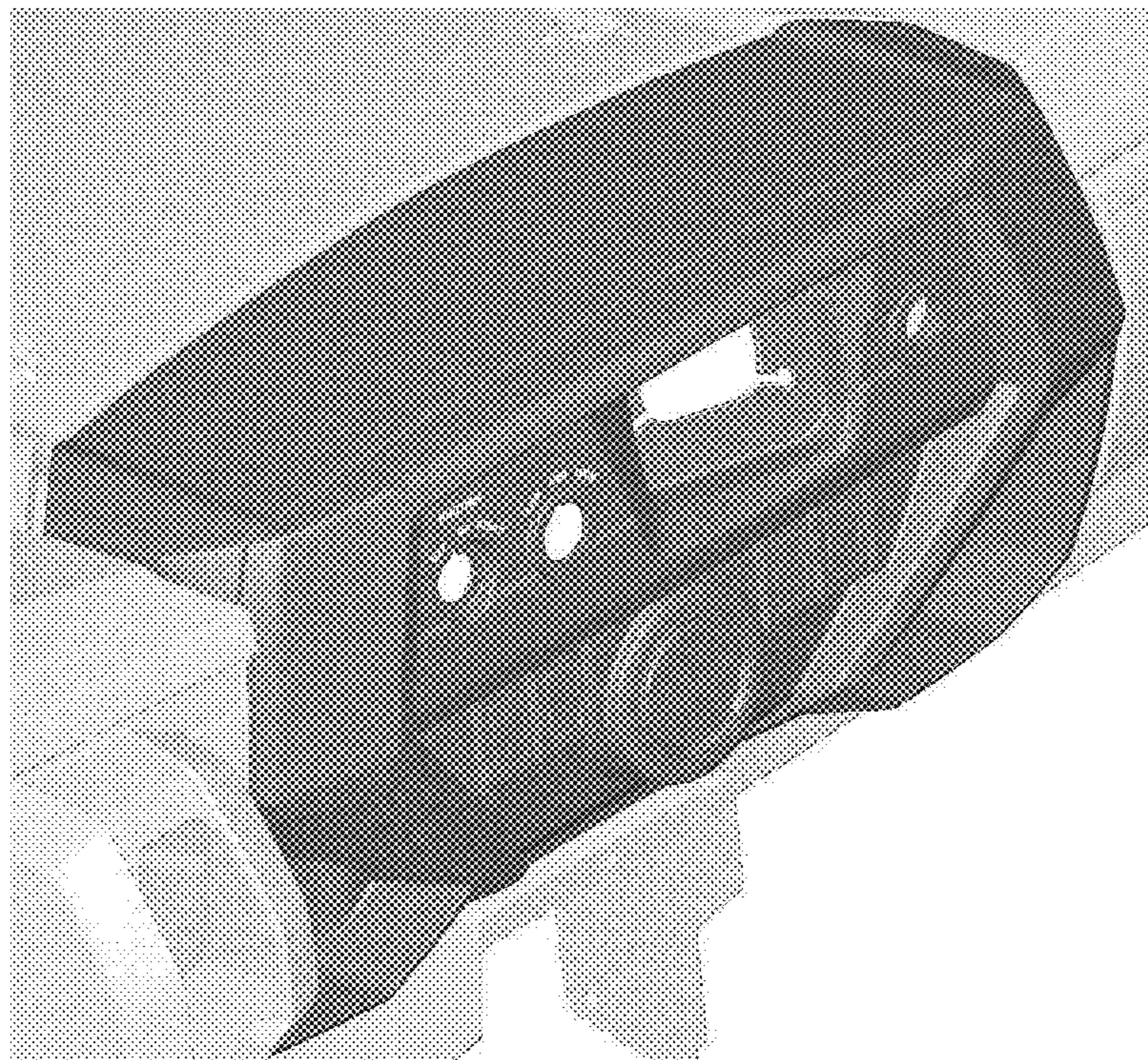
The ornamental design for a dashboard for utility vehicles, as shown and described.

DESCRIPTION

FIG. 1 is a front elevational view of a dashboard for utility vehicles showing my new design; FIG. 2 is a rear elevational view thereof; FIG. 3 is a left side elevational view thereof; FIG. 4 is a right side elevational view thereof; FIG. 5 is a top plan view thereof; FIG. 6 is a bottom plan view thereof; FIG. 7 is a front left perspective view thereof; and, FIG. 8 is a front right perspective view thereof.

The claimed design is limited to the dashboard for utility vehicles which is depicted in the drawings in dark gray tones. The lightly grayed portions of the drawings are provided for purposes of environment and form no part of the claimed design. The gray toning does not represent a color and does not form part of the claimed design.

1 Claim, 8 Drawing Sheets






Fig. 1




Fig. 2

Fig. 3

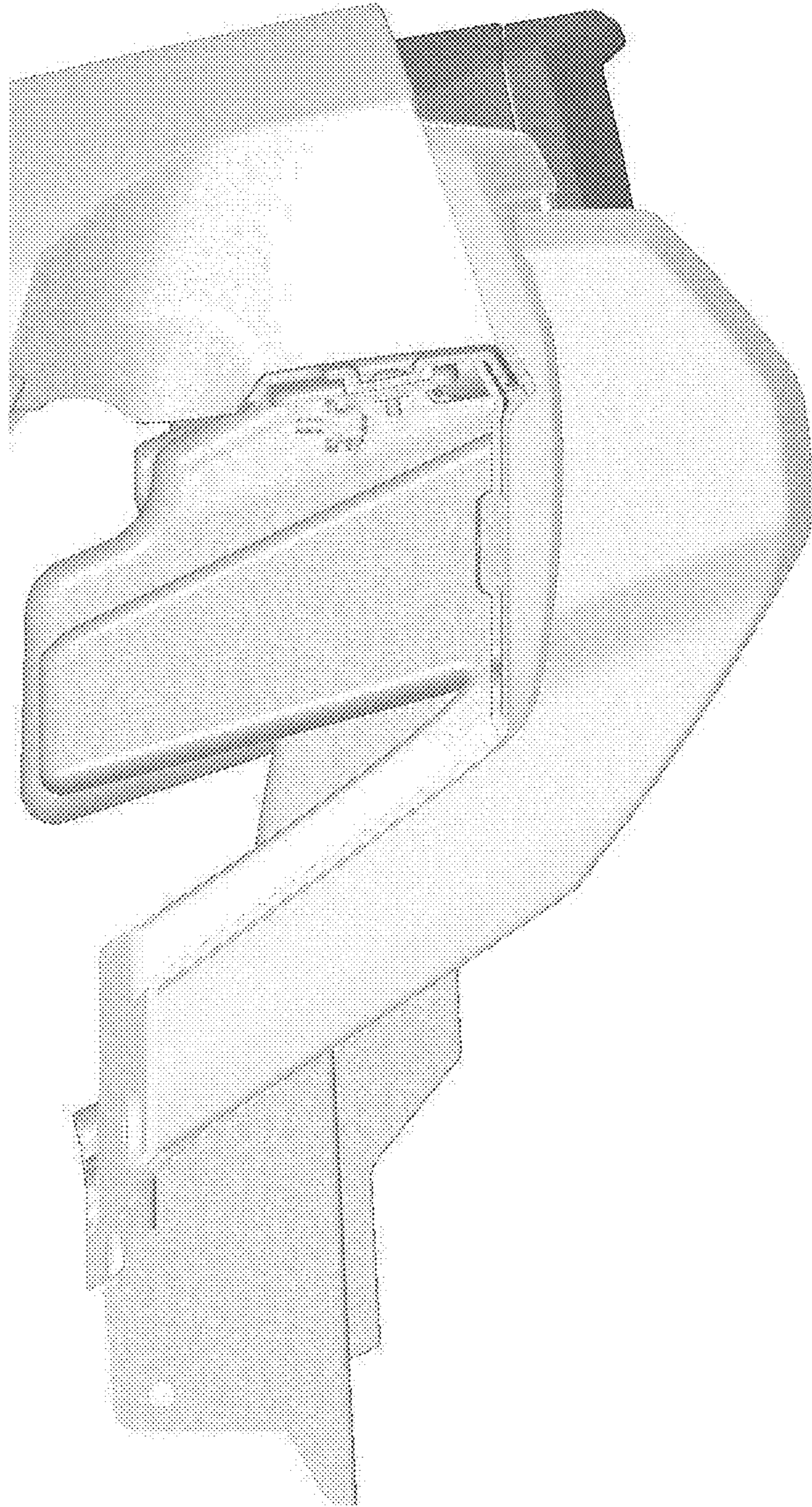


Fig. 4





Fig. 5






Fig. 6

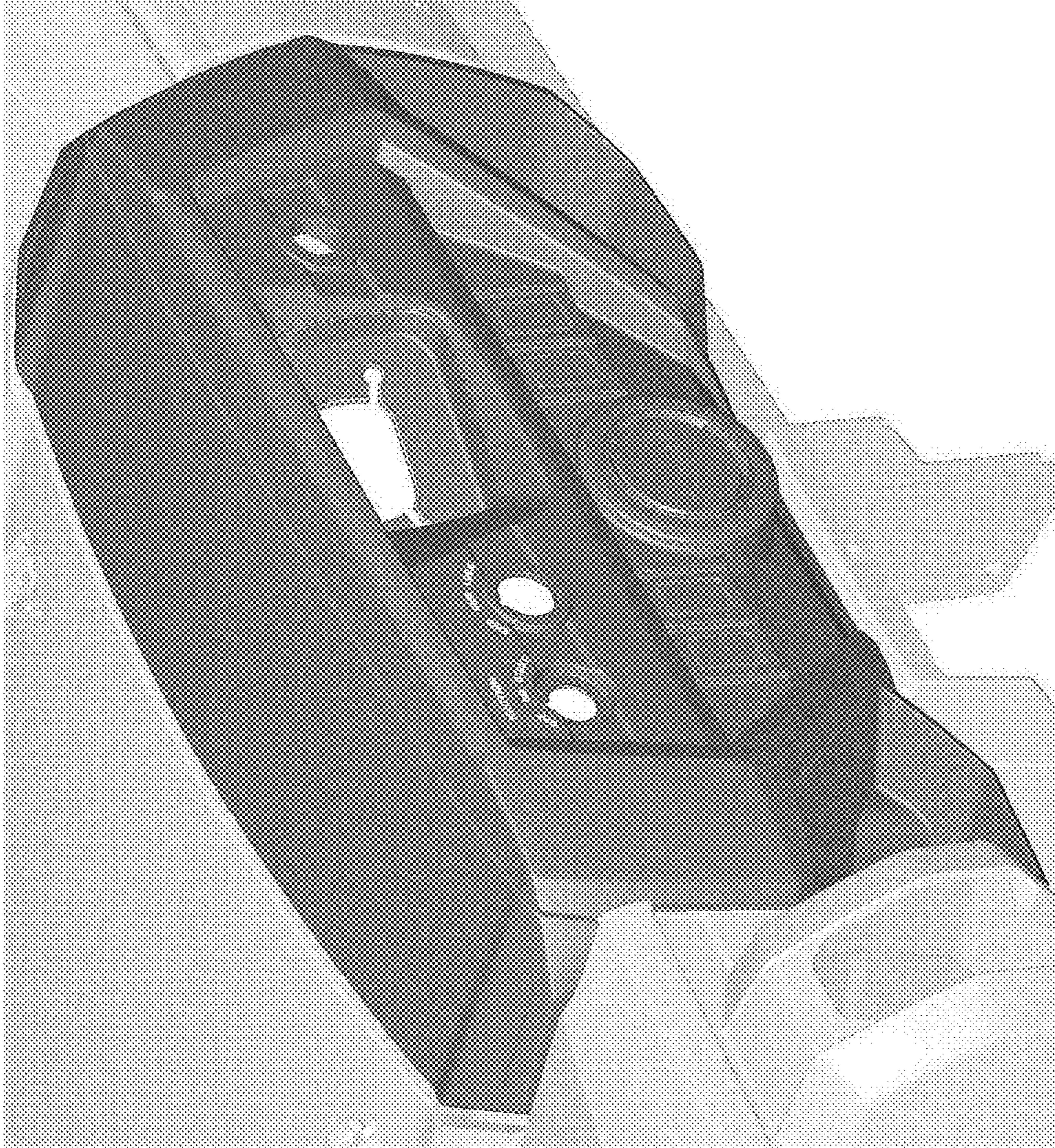


Fig. 7



Fig. 8