



US00D780076S

(12) **United States Design Patent** (10) **Patent No.:** **US D780,076 S**
Peat et al. (45) **Date of Patent:** **** Feb. 28, 2017**

(54) **REAR END OF A VEHICLE**
(71) Applicant: **Jaguar Land Rover Limited**, Whitley, Coventry (GB)
(72) Inventors: **Anthony Peat**, Coventry (GB); **Joe Buck**, Coventry (GB)
(73) Assignee: **Jaguar Land Rover Limited**, Whitley, Coventry (GB)
(**) Term: **15 Years**
(21) Appl. No.: **29/538,004**
(22) Filed: **Aug. 31, 2015**

(30) **Foreign Application Priority Data**
Mar. 16, 2015 (EM) 002656454
(51) **LOC (10) Cl.** **12-16**
(52) **U.S. Cl.**
USPC **D12/164**; D12/92
(58) **Field of Classification Search**
USPC D12/86, 90, 91, 92, 163, 169, 171, 216;
293/102, 113, 115, 117, 120; 296/180.1,
296/180.2

(Continued)
(56) **References Cited**
U.S. PATENT DOCUMENTS
D391,522 S * 3/1998 Hall D12/92
D629,718 S * 12/2010 Reichman D12/92
(Continued)

OTHER PUBLICATIONS
“2016 All-New Jaguar XF—The Art of Performance.” Jaguar Electronic Brochure., Nov. 6, 2015 [online], [retrieved on Oct. 12, 2016]. Retrieved from the Internet <URL: http://www.auto-brochures.com/makes/Jaguar/XF/Jaguar_US%20XF_2016-1.pdf>.*
(Continued)


Primary Examiner — Darlington Ly
(74) *Attorney, Agent, or Firm* — Wood Herron & Evans LLP

(57) **CLAIM**
The ornamental design for a rear end of a vehicle, as shown and described.

DESCRIPTION
FIG. 1 is a right and front perspective view of a rear end of a vehicle showing our new design;
FIG. 2 is a right and rear perspective view thereof;
FIG. 3 is a left and rear perspective view thereof;
FIG. 4 is a front elevation view thereof;
FIG. 5 is a right side elevation view thereof;
FIG. 6 is a left side elevation view thereof; and
FIG. 7 is a top plan view thereof.
FIG. 8 is a right and front perspective view of a rear end of a vehicle showing our new design in accordance to a second embodiment;
FIG. 9 is a right and rear perspective view thereof;
FIG. 10 is a left and rear perspective view thereof;
FIG. 11 is a front elevation view thereof;
FIG. 12 is a right side elevation view thereof;
FIG. 13 is a left side elevation view thereof; and
FIG. 14 is a top plan view thereof.
FIG. 15 is a right and front perspective view of a rear end of a vehicle showing our new design in accordance to a third embodiment;
FIG. 16 is a right and rear perspective view thereof;
FIG. 17 is a left and rear perspective view thereof;
FIG. 18 is a front elevation view thereof;
FIG. 19 is a right side elevation view thereof;
FIG. 20 is a left side elevation view thereof; and
FIG. 21 is a top plan view thereof.

The portions of the vehicle shown in low contrast and overexposed are provided for the purpose of illustrating environmental structure and form no part of the claimed design. The broken lines in the drawings illustrate boundaries of the claim and form no part thereof.

1 Claim, 18 Drawing Sheets



(58) **Field of Classification Search**

CPC B62D 25/02; B62D 25/08; B62D 25/087;
B62D 25/24

See application file for complete search history.

D718,662 S * 12/2014 Ishizuka D12/92
D721,993 S * 2/2015 Nordmann D12/169
D723,982 S * 3/2015 Futschik D12/164
2009/0243342 A1* 10/2009 Christensen B60J 1/1869
296/193.08

(56) **References Cited**

U.S. PATENT DOCUMENTS

D634,677 S * 3/2011 Futschik D12/164
D641,666 S * 7/2011 Yi D12/92
D664,482 S * 7/2012 Futschik D12/164
D680,036 S * 4/2013 Fetherston D12/164
D682,740 S * 5/2013 Tomatsu D12/92
D684,900 S * 6/2013 Doyle D12/92
D688,174 S * 8/2013 Fetherston D12/164
D692,808 S * 11/2013 Morioka D12/169
D702,156 S * 4/2014 Futschik D12/164
D703,113 S * 4/2014 Futschik D12/164
D711,287 S * 8/2014 Butterworth D12/92
D711,288 S * 8/2014 Butterworth D12/92
D711,791 S * 8/2014 Futschik D12/164
D716,707 S * 11/2014 Takei D12/169

OTHER PUBLICATIONS

“2015 XF—The Sports Sedan.” Jaguar Electronic Brochure., Oct. 15, 2014 [online], [retrieved on Oct. 12, 2016]. Retrieved from the Internet <URL: http://www.auto-brochures.com/makes/Jaguar/XF/Jaguar_US%20XF_2015.pdf>.*
“2014 XF—The Sports Sedan.” Jaguar Electronic Brochure., Nov. 15, 2013 [online], [retrieved on Oct. 12, 2016]. Retrieved from the Internet <URL: http://www.auto-brochures.com/makes/Jaguar/XF/Jaguar_US%20XF_2014.pdf>.*
“2012 Jaguar XF and XFR Photo Gallery.” Motor Trend., Jun. 19, 2012 [online], [retrieved on Oct. 12, 2016]. Retrieved from the Internet <URL: <http://www.motortrend.com/news/2012-jaguar-xf-photo-gallery/>>.*

* cited by examiner




FIG. 1

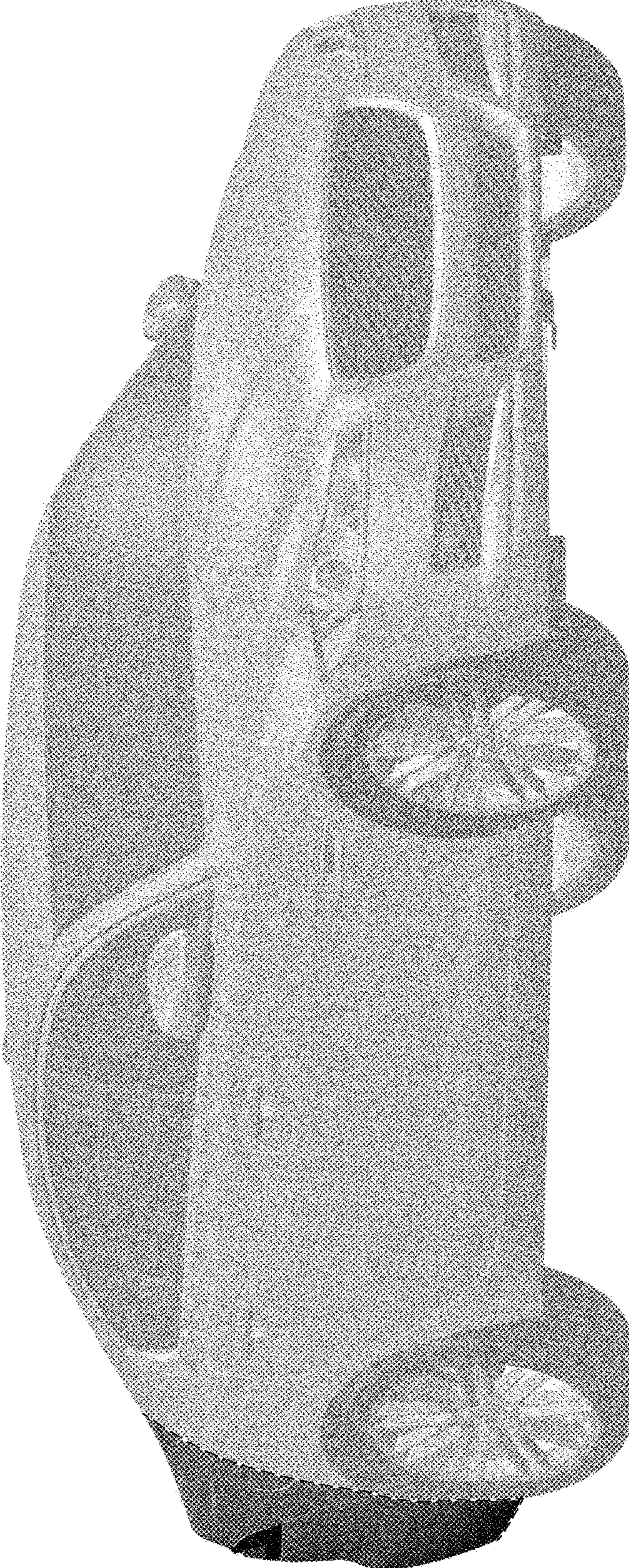


FIG. 2




FIG. 3




FIG. 4




FIG. 5




FIG. 6

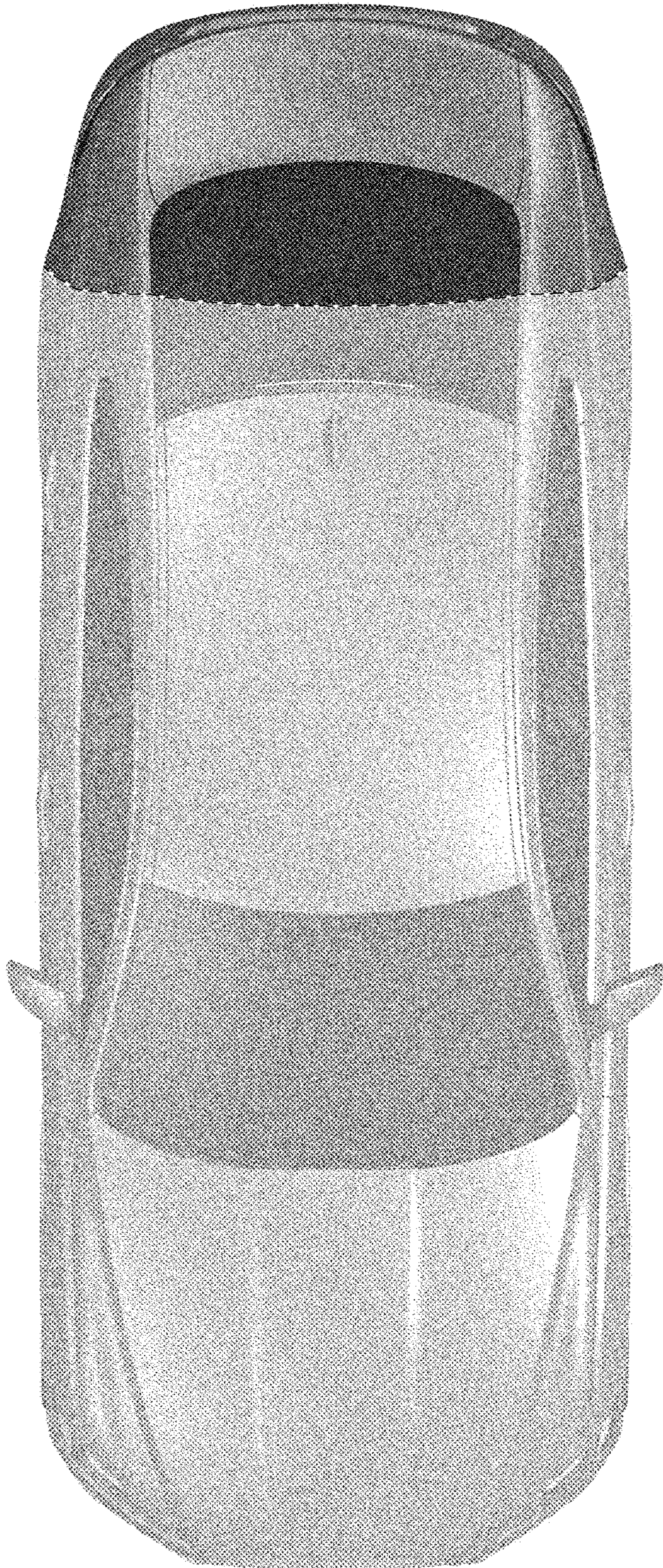


FIG. 7




FIG. 8




FIG. 9




FIG. 10




FIG. 11



FIG. 12

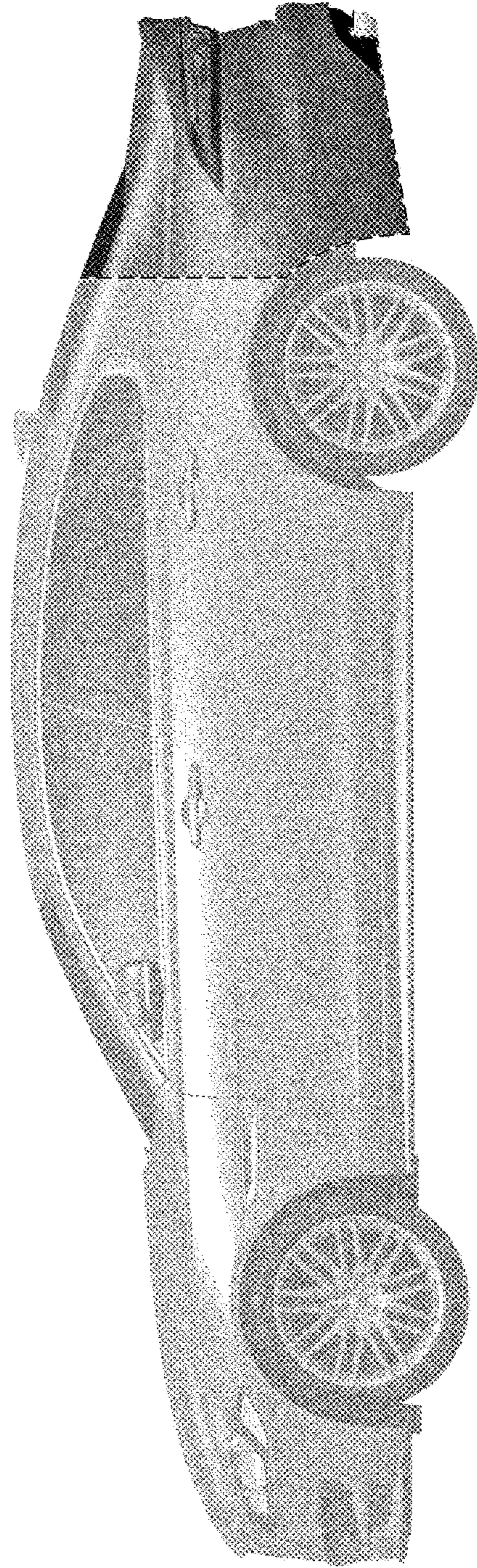


FIG. 13




FIG. 14




FIG. 15

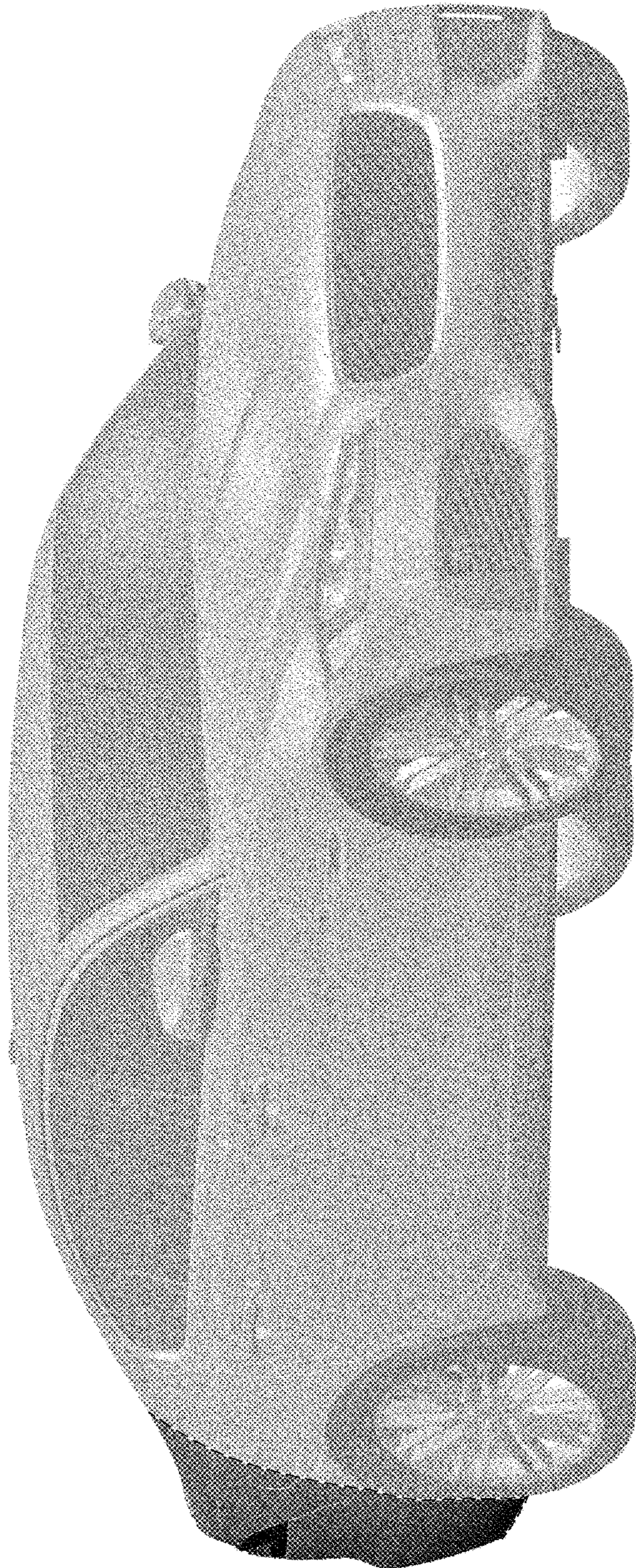


FIG. 16




FIG. 17




FIG. 18




FIG. 19




FIG. 20

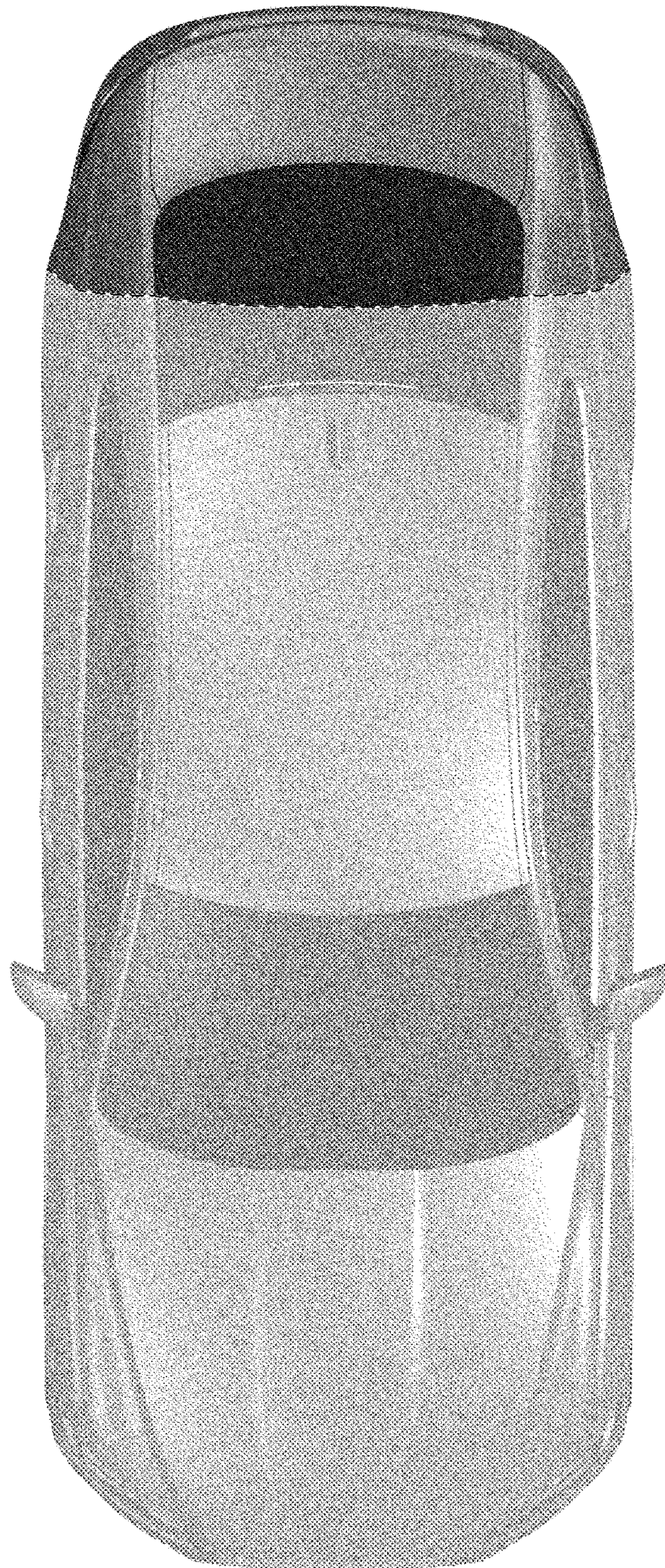


FIG. 21