



US00D780067S

(12) **United States Design Patent**
Zipfel et al.

(10) **Patent No.:** **US D780,067 S**

(45) **Date of Patent:** **** Feb. 28, 2017**

- (54) **VEHICLE BODY EXTERIOR**
- (71) Applicant: **GM GLOBAL TECHNOLOGY OPERATIONS LLC**, Detroit, MI (US)
- (72) Inventors: **Carl J. Zipfel**, Oxford, MI (US); **David Gillespie**, Huntington Woods, MI (US)
- (73) Assignee: **GM Global Technology Operations LLC**, Detroit, MI (US)
- (**) Term: **15 Years**
- (21) Appl. No.: **29/542,923**
- (22) Filed: **Oct. 19, 2015**
- (51) **LOC (10) Cl.** **12-08**
- (52) **U.S. Cl.**
USPC **D12/91**
- (58) **Field of Classification Search**
USPC D12/86, 90-92; D21/421, 433, 434;
296/181.1, 181.5
CPC B62D 35/00; B62D 25/00; B62D 25/06;
B62D 33/00
See application file for complete search history.

- D608,249 S 1/2010 Peters
- D608,690 S 1/2010 Folden et al.
- D608,691 S 1/2010 Zak, Jr. et al.
- D609,608 S 2/2010 Boniface et al.
- D611,387 S 3/2010 Thompson et al.
- D611,879 S 3/2010 Kim et al.
- D612,297 S 3/2010 Peters et al.
- D613,645 S 4/2010 Song et al.
- D615,458 S 5/2010 Thompson et al.
- D618,595 S 6/2010 Ware et al.
- D623,090 S 9/2010 Cox et al.
- D627,262 S 11/2010 Ikeda et al.
- D635,488 S 4/2011 Phipps
- D644,147 S 8/2011 Suh et al.
- D644,567 S 9/2011 Kozub
- D657,718 S 4/2012 Zipfel et al.
- D659,052 S 5/2012 Ware et al.
- D659,053 S 5/2012 Ware et al.
- D668,182 S 10/2012 Barba Franco et al.

(Continued)

Primary Examiner — Melody N Brown

(74) *Attorney, Agent, or Firm* — Reising Ethington P.C.

(57) **CLAIM**

The ornamental design for a vehicle body exterior, as shown and described.

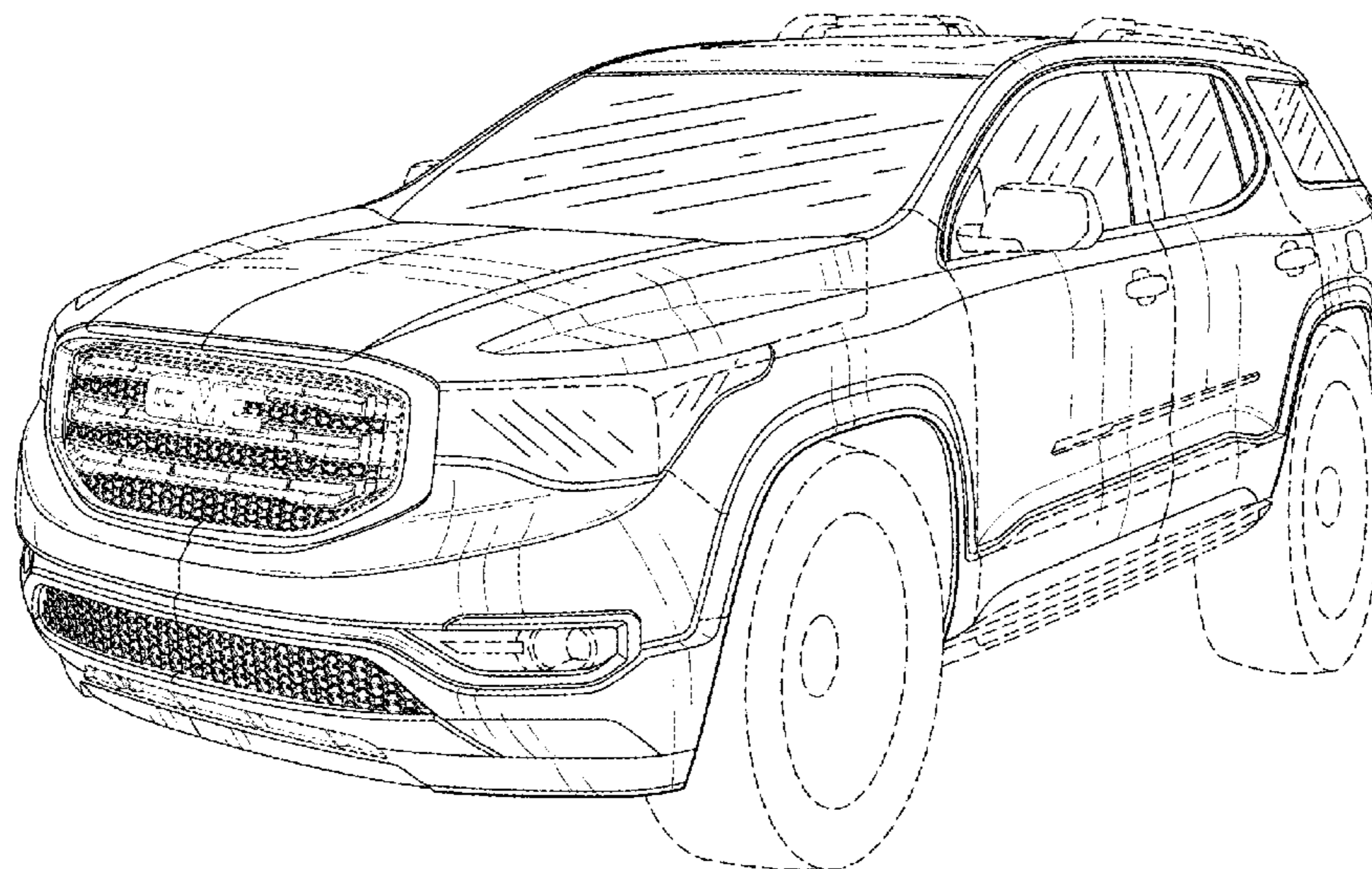
DESCRIPTION

FIG. 1 is a front view of the vehicle body exterior; FIG. 2 is a front and left side perspective view thereof; FIG. 3 is a left side elevational view, the right side is substantially a mirror image thereof; FIG. 4 is a top plan view thereof; FIG. 5 is a rear and left side perspective view thereof; and, FIG. 6 is a rear view thereof.

The broken lines shown in the drawings depict portions of the vehicle body exterior that form no part of the claimed design.

1 Claim, 6 Drawing Sheets

- (56) **References Cited**
U.S. PATENT DOCUMENTS
- D570,742 S 6/2008 Takagi et al.
- D592,105 S 5/2009 Dean et al.
- D597,447 S 8/2009 Folden
- D600,595 S 9/2009 Nakamura et al.
- D601,925 S 10/2009 O'Donnell
- D603,755 S 11/2009 Peters
- D604,203 S 11/2009 O'Donnell
- D605,082 S 12/2009 Munson
- D605,083 S 12/2009 Manoogian, II et al.
- D605,977 S 12/2009 Zipfel et al.
- D605,978 S 12/2009 Wolff et al.



(56)

References Cited

U.S. PATENT DOCUMENTS

D668,183 S	10/2012	Smart	D718,189 S	11/2014	Krieg et al.
D678,820 S	3/2013	Son et al.	D718,683 S	12/2014	Thole et al.
D678,821 S	3/2013	Ikeda et al.	D722,282 S	2/2015	Loeb
D680,909 S	4/2013	Munson et al.	D722,533 S *	2/2015	Thole D12/91
D680,910 S	4/2013	David	D722,534 S	2/2015	Munson et al.
D684,899 S	6/2013	Baker	D724,510 S	3/2015	McMahan et al.
D686,536 S	7/2013	McCabe et al.	D725,001 S	3/2015	McMahan et al.
D692,798 S	11/2013	Thurber	D726,591 S	4/2015	Jacob
D692,799 S	11/2013	Smith et al.	D730,776 S	6/2015	Smart
D696,157 S	12/2013	Loeb	D730,783 S	6/2015	Henriques et al.
D699,629 S	2/2014	Ikeda et al.	D732,427 S	6/2015	Loeb
D700,871 S	3/2014	O'Donnell et al.	D732,429 S	6/2015	Loeb
D703,103 S	4/2014	Lee	D732,430 S	6/2015	Loeb
D704,103 S	5/2014	Mack et al.	D732,431 S	6/2015	Loeb
D705,132 S	5/2014	Ware et al.	D732,432 S	6/2015	Aengenheyster
D705,699 S	5/2014	Ware et al.	D732,433 S	6/2015	Aengenheyster
D713,298 S	9/2014	Dyson	D732,435 S	6/2015	Mackay
D713,764 S	9/2014	Ferlazzo	D733,002 S	6/2015	Loeb
D716,696 S	11/2014	Thole et al.	D734,690 S *	7/2015	Ahn D12/91
D716,706 S	11/2014	Thole et al.	D735,611 S	8/2015	Aengenheyster
D716,709 S	11/2014	Thole et al.	D735,627 S	8/2015	Smith
D717,696 S *	11/2014	Thole D12/91	D736,451 S	8/2015	Smith
			D739,306 S	9/2015	McMahan et al.
			D739,317 S	9/2015	McMahan et al.
			D752,481 S *	3/2016	Frascella D12/91

* cited by examiner




Fig. 1

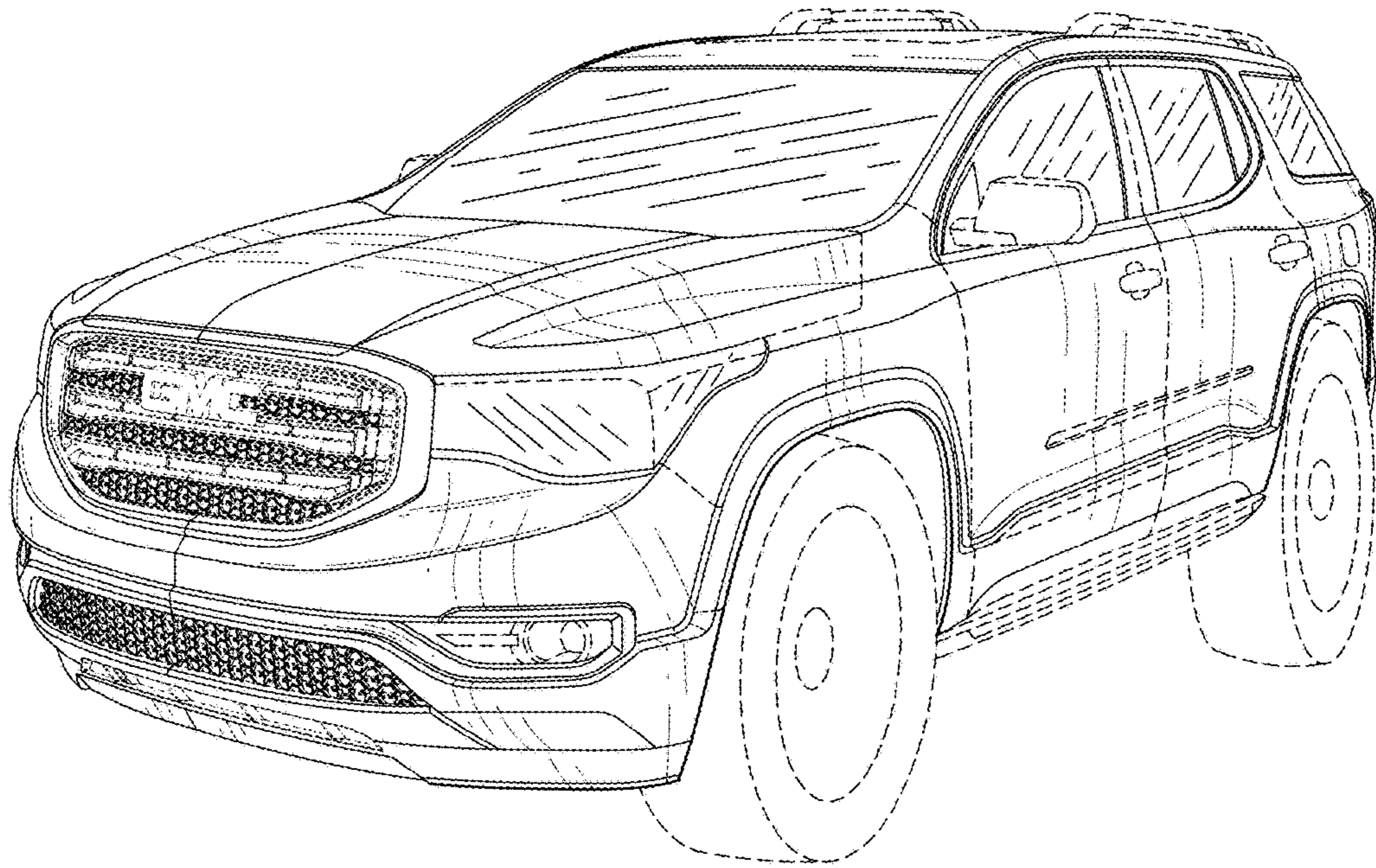


Fig.2

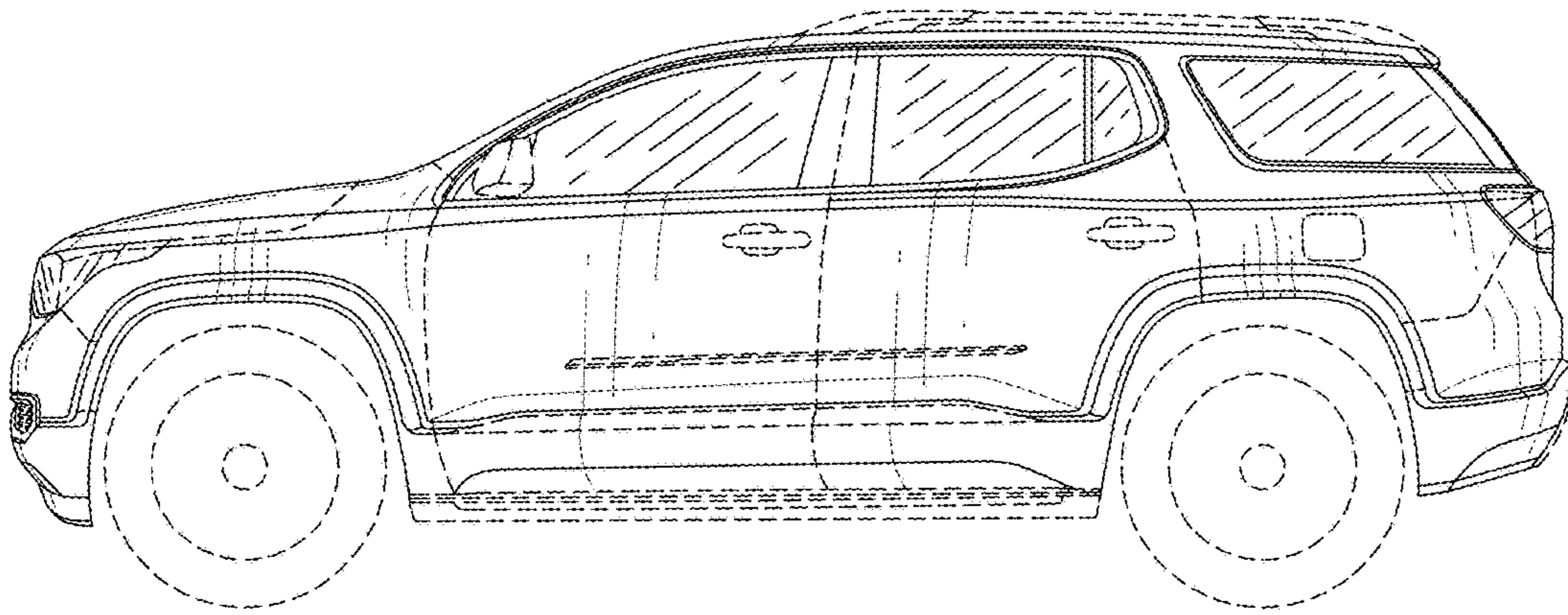


Fig. 3

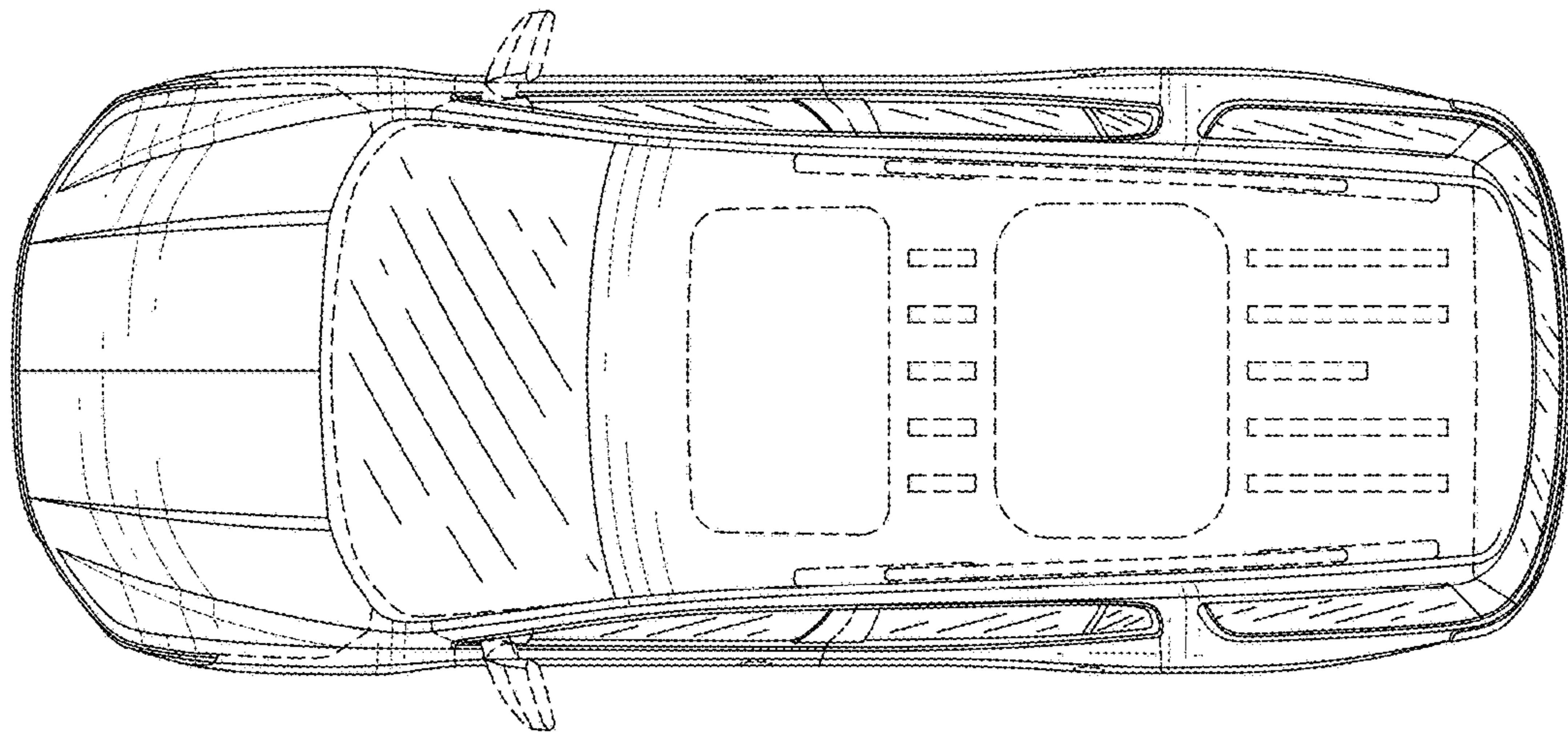


Fig. 4




Fig. 5




Fig. 6