



US00D780066S

(12) **United States Design Patent** (10) **Patent No.:** **US D780,066 S**
Sterner et al. (45) **Date of Patent:** **** Feb. 28, 2017**

(54) **CAR**
(71) Applicant: **Volvo Car Corporation**, Göteborg (SE)
(72) Inventors: **Örjan Sterner**, Västra Frölunda (SE);
Thomas Ingenlath, Torslanda (SE);
Peter Reuterberg, Göteborg (SE);
Maximilian Missoni, Göteborg (SE)
(73) Assignee: **Volvo Car Corporation**, Göteborg (SE)
(**) Term: **15 Years**
(21) Appl. No.: **29/542,821**
(22) Filed: **Oct. 17, 2015**

(30) **Foreign Application Priority Data**
Apr. 23, 2015 (EM) 002687426-0001
Apr. 23, 2015 (EM) 002687434-0001
(51) **LOC (10) Cl.** **12-08**
(52) **U.S. Cl.**
USPC **D12/91**
(58) **Field of Classification Search**
USPC D12/86, 90-92, 88; D21/421, 433, 434;
296/181.1, 181.5
CPC B62D 35/00; B62D 25/00; B62D 25/06;
B62D 33/00
See application file for complete search history.

(56) **References Cited**
U.S. PATENT DOCUMENTS
D540,215 S * 4/2007 Date D12/91
D559,737 S * 1/2008 Bischoff D12/91
D579,823 S * 11/2008 Choi D12/91
D644,567 S 9/2011 Kozub
D687,739 S * 8/2013 Roura D12/91
D688,978 S * 9/2013 Badstuebner D12/91
D706,173 S * 6/2014 Seller Sirvent D12/92

D710,256 S * 8/2014 Garand D12/91
D711,779 S * 8/2014 Badstuebner D12/91
D711,780 S * 8/2014 Badstuebner D12/91
(Continued)

FOREIGN PATENT DOCUMENTS

TW 157660 12/2013
TW D158267 1/2014
(Continued)

OTHER PUBLICATIONS

Image: Front/driver side view, Volvo Concept Estate, 2014; released to the public Feb. 27, 2014.
(Continued)

Primary Examiner — Melody N Brown
(74) *Attorney, Agent, or Firm* — Tucker Ellis LLP

(57) **CLAIM**
The ornamental design for a car, as shown and described.

DESCRIPTION

FIG. 1 is a perspective view of a car showing our new design.
FIG. 2 is another perspective view thereof.
FIG. 3 is a front view thereof.
FIG. 4 is a rear view thereof.
FIG. 5 is a left side view thereof.
FIG. 6 is a right side view thereof.
FIG. 7 is a top view thereof.
FIG. 8 is a perspective view of a second embodiment of the car.
FIG. 9 is another perspective view thereof.
FIG. 10 is a front view thereof.
FIG. 11 is a rear view thereof.
FIG. 12 is a left side view thereof.
FIG. 13 is a right side view thereof; and,
FIG. 14 is a top view thereof.

1 Claim, 8 Drawing Sheets



(56)

References Cited

U.S. PATENT DOCUMENTS

D711,781 S * 8/2014 Badstuebner D12/91
D711,782 S * 8/2014 Witowski D12/91
D711,783 S * 8/2014 Badstuebner D12/91
D715,190 S * 10/2014 Garand D12/91
D715,691 S * 10/2014 Badstuebner D12/91
D719,064 S * 12/2014 Bischoff D12/91
D730,777 S * 6/2015 Nurnberger D12/92
D733,003 S * 6/2015 Bischoff D12/91
D735,078 S * 7/2015 Tamiya D12/91
D737,175 S * 8/2015 Telaak D12/92
D739,305 S * 9/2015 Gunnarson D12/91
D756,849 S * 5/2016 Garcia Lopez D12/92
D763,135 S * 8/2016 Baste D12/91
D767,448 S * 9/2016 Leu D12/92

FOREIGN PATENT DOCUMENTS

TW 163788 10/2014
TW D163966 11/2014
TW D165029 12/2014

OTHER PUBLICATIONS

Image: Driver side view, Volvo Concept Estate, 2014; released to the public Feb. 27, 2014.

Taiwanese Search Report from corresponding Taiwan Design Application No. 104305971, completed on Jul. 7, 2016.

Taiwanese Search Report from corresponding Taiwan Design Application No. 104305968, completed on Jul. 7, 2016.

* cited by examiner



FIG. 1




FIG. 2



FIG. 3




FIG. 4




FIG. 5

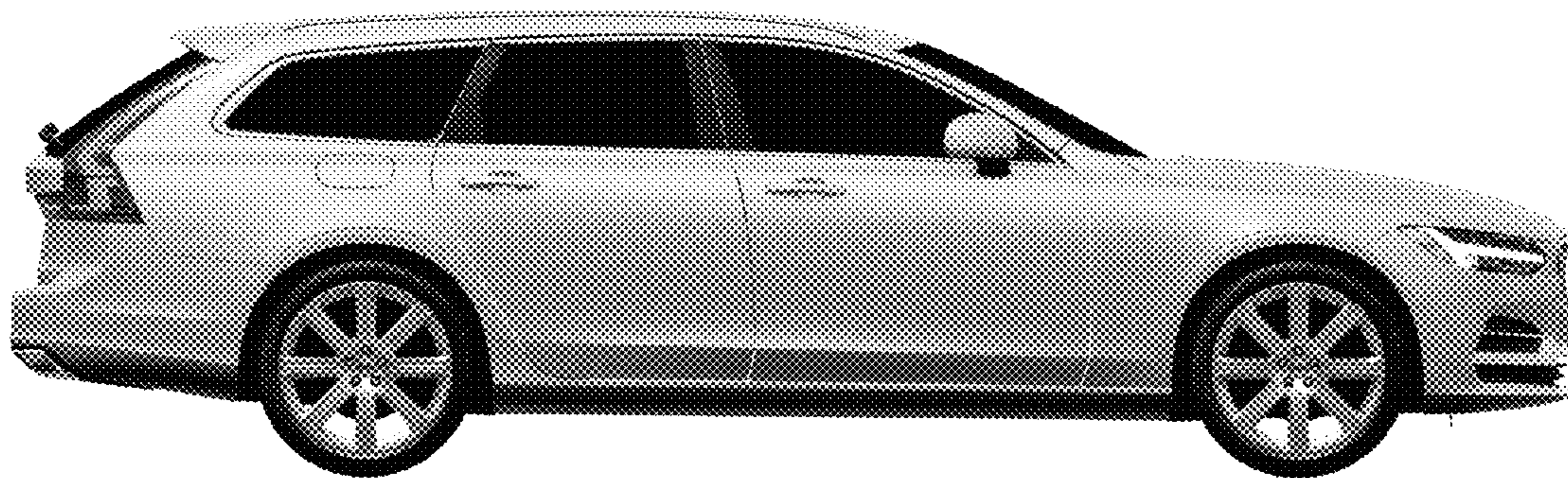


FIG. 6

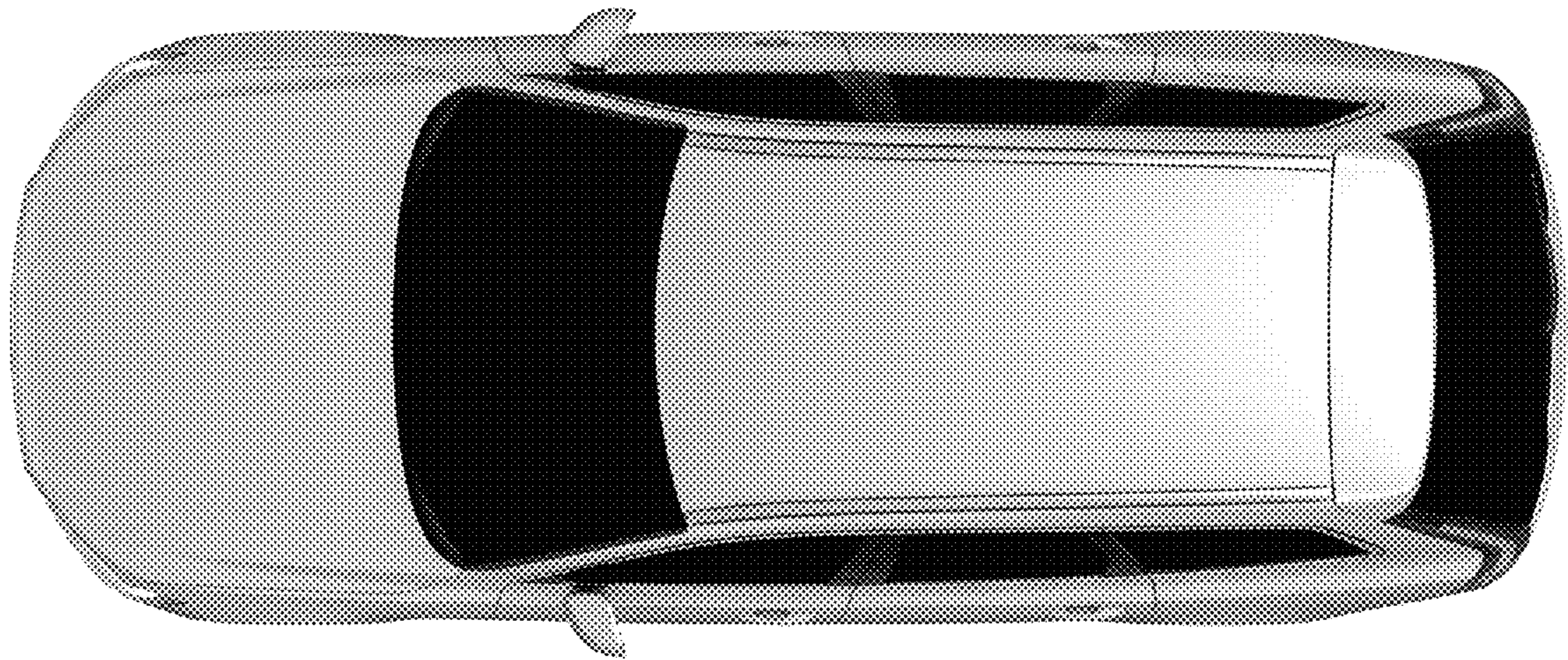


FIG. 7



FIG. 8



FIG. 9



FIG. 10




FIG. 11




FIG. 12




FIG. 13

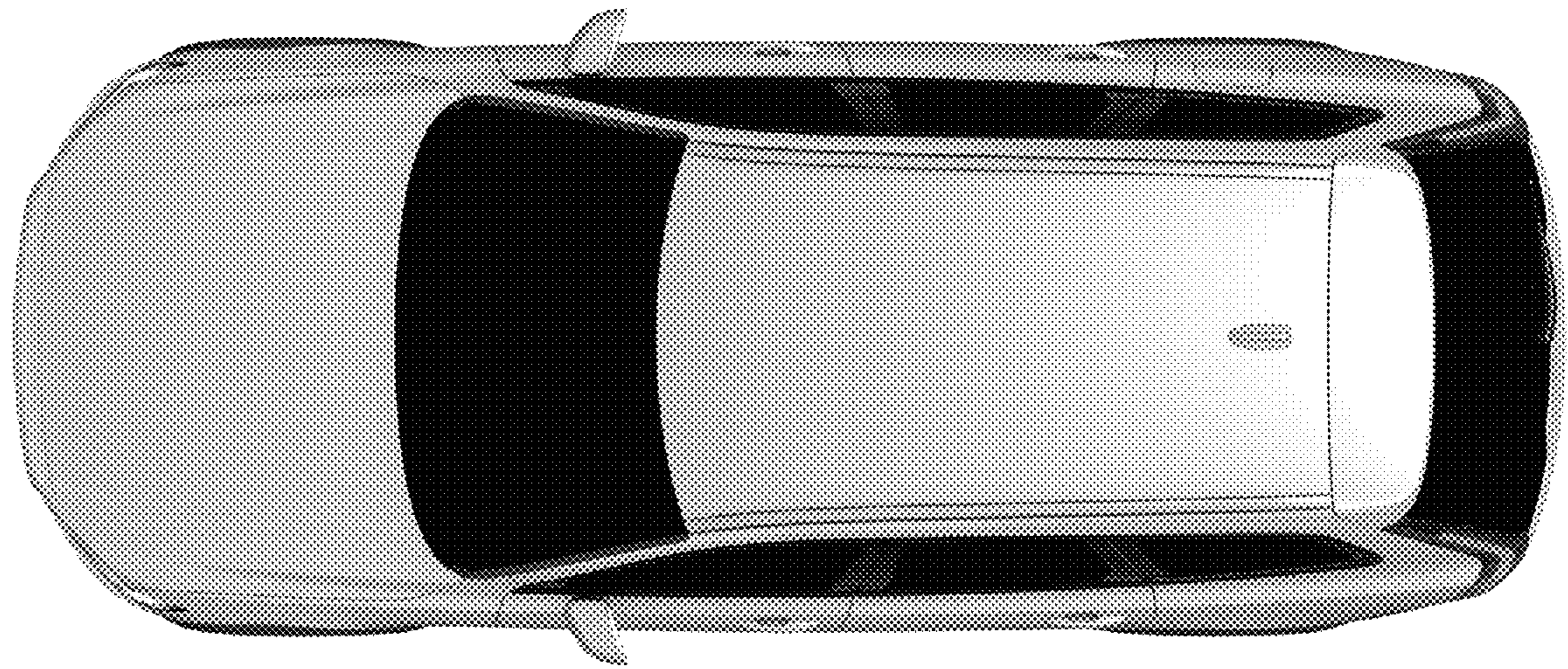


FIG. 14

UNITED STATES PATENT AND TRADEMARK OFFICE
CERTIFICATE OF CORRECTION

PATENT NO. : D780,066 S
APPLICATION NO. : 29/542821
DATED : February 28, 2017
INVENTOR(S) : Örjan Sterner et al.

Page 1 of 2

It is certified that error appears in the above-identified patent and that said Letters Patent is hereby corrected as shown below:

On the Title Page

Replace Title Page with attached Title Page.

In the Drawings

Figures 8-14 and the corresponding figure descriptions are cancelled.

Signed and Sealed this
Twenty-second Day of August, 2017



Joseph Matal
*Performing the Functions and Duties of the
Under Secretary of Commerce for Intellectual Property and
Director of the United States Patent and Trademark Office*

(12) **United States Design Patent** (10) **Patent No.:** **US D780,066 S**
Sterner et al. (45) **Date of Patent:** **** Feb. 28, 2017**

(54) **CAR**
 (71) Applicant: **Volvo Car Corporation, Göteborg (SE)**
 (72) Inventors: **Örjan Sterner, Västra Frölunda (SE);**
Thomas Ingenlath, Torslanda (SE);
Peter Reuterberg, Göteborg (SE);
Maximilian Missoni, Göteborg (SE)
 (73) Assignee: **Volvo Car Corporation, Göteborg (SE)**
 (**) Term: **15 Years**
 (21) Appl. No.: **29/542,821**
 (22) Filed: **Oct. 17, 2015**

(30) **Foreign Application Priority Data**
 Apr. 23, 2015 (EM) 002687426-0001
 Apr. 23, 2015 (EM) 002687434-0001
 (51) **LOC (10) CL** 12-08
 (52) **U.S. CL**
 USPC **D12/91**
 (58) **Field of Classification Search**
 USPC D12/86, 90-92, 88; D21/421, 433, 434;
 296/181.1, 181.5
 CPC B62D 35/00; B62D 25/00; B62D 25/06;
 B62D 33/00
 See application file for complete search history.

(56) **References Cited**
U.S. PATENT DOCUMENTS
 D540,215 S * 4/2007 Date D12/91
 D559,737 S * 1/2008 Bischoff D12/91
 D579,823 S * 11/2008 Choi D12/91
 D644,567 S * 9/2011 Kozub
 D687,739 S * 8/2013 Roura D12/91
 D688,978 S * 9/2013 Badstuebner D12/91
 D706,173 S * 6/2014 Seller Sivvent D12/92

D710,256 S * 8/2014 Grand D12/91
 D711,779 S * 8/2014 Badstuebner D12/91
 D711,780 S * 8/2014 Badstuebner D12/91
 (Continued)

FOREIGN PATENT DOCUMENTS

TW 157660 12/2013
 TW D158267 1/2014
 (Continued)

OTHER PUBLICATIONS

Image: Front/driver side view, Volvo Concept Estate, 2014; released to the public Feb. 27, 2014.
 (Continued)

Primary Examiner Melody N Brown
 (74) *Attorney, Agent, or Firm* Tucker Ellis LLP

(57) **CLAIM**
 The ornamental design for a car, as shown and described.

DESCRIPTION

FIG. 1 is a perspective view of a car showing our new design.
 FIG. 2 is another perspective view thereof.
 FIG. 3 is a front view thereof.
 FIG. 4 is a rear view thereof.
 FIG. 5 is a left side view thereof.
 FIG. 6 is a right side view thereof.
 FIG. 7 is a top view thereof.
 FIG. 8 is a perspective view of a second embodiment of the car.
 FIG. 9 is another perspective view thereof.
 FIG. 10 is a front view thereof.
 FIG. 11 is a rear view thereof.
 FIG. 12 is a left side view thereof.
 FIG. 13 is a right side view thereof, and
 FIG. 14 is a top view thereof.

1 Claims, 4 Drawing Sheets

