



US00D780063S

(12) **United States Design Patent** (10) **Patent No.:** **US D780,063 S**
Stephenson (45) **Date of Patent:** **** Feb. 28, 2017**

(54) **AUTOMOTIVE VEHICLE EXTERIOR**

FOREIGN PATENT DOCUMENTS

(71) Applicant: **McLaren Automotive Limited**,
Woking, Surrey (GB)

EM 000216650-0001 4/2005
EM 000681218-0002 3/2007

(72) Inventor: **Frank Stephenson**, Berkshire (GB)

OTHER PUBLICATIONS

(73) Assignee: **McLaren Automotive Limited**,
Woking (GB)

Lamborghini Gallardo Launched at Geneva Motor Show; http://www.carpages.co.uk/lamborghini/lamborghini_gallardo_part_1_24_03_03.asp; Mar. 24, 2003; 5 pages.

(**) Term: **15 Years**

(Continued)

(21) Appl. No.: **29/527,356**

Primary Examiner — Melody N Brown

(22) Filed: **May 18, 2015**

(74) *Attorney, Agent, or Firm* — Haynes Beffel & Wolfeld LLP

(30) **Foreign Application Priority Data**

Nov. 18, 2014 (GB) 4038226

(51) **LOC (10) Cl.** **12-08**

(52) **U.S. Cl.**
USPC **D12/88; D12/92**

(58) **Field of Classification Search**

USPC D12/86, 90-92, 88; D21/421, 433, 434;
296/181.1, 181.5

CPC B62D 35/00; B62D 25/00; B62D 25/06;
B62D 33/00

See application file for complete search history.

(56) **References Cited**

U.S. PATENT DOCUMENTS

D217,599 S 5/1970 Abarth
D361,046 S 8/1995 Watkins et al.
D455,984 S 4/2002 Boulay et al.
D478,843 S 8/2003 Pardo
D491,843 S 6/2004 Giugiaro
D495,071 S 8/2004 Pfeiffer
D498,010 S 11/2004 Pfeiffer et al.
D499,822 S 12/2004 Pfeiffer
D506,161 S 6/2005 Stephenson

(Continued)

(57) **CLAIM**

The ornamental design for an automotive vehicle exterior.


DESCRIPTION

FIG. 1 is left side, front, top perspective view of an automotive vehicle exterior showing my new design; FIG. 2 is a left side, rear, top perspective view thereof; FIG. 3 is a front view thereof; and FIG. 4 is a rear view thereof. FIG. 5 is a right side elevation view thereof; FIG. 6 is a left side elevation view thereof; and, FIG. 7 is a top plan view thereof.

The invention is shown together with environmental structure in dashed lines in FIGS. 1-6, the environmental structure forming no part of the claimed design.

The broken lines shown throughout the drawing views are for illustrative purposes only and form no part of the claimed design.

1 Claim, 7 Drawing Sheets



(56)

References Cited

U.S. PATENT DOCUMENTS

D507,992 S 8/2005 Stephenson
 D508,136 S 8/2005 Pfeiffer
 D508,744 S 8/2005 Pfeiffer et al.
 D508,745 S 8/2005 Pfeiffer et al.
 D515,716 S 2/2006 Ikeda et al.
 D517,228 S 3/2006 Pfeiffer et al.
 D526,599 S 8/2006 Moruzzi
 D527,138 S 8/2006 Golden et al.
 D546,486 S 7/2007 Sinkwitz
 D551,126 S 9/2007 Manfredini
 D554,780 S 11/2007 Sinkwitz
 D558,906 S 1/2008 Golden et al.
 D566,864 S 4/2008 Pfeiffer
 D586,011 S 2/2009 Pfeiffer
 D587,629 S 3/2009 Crijns
 D587,825 S 3/2009 Murkett
 D589,403 S 3/2009 Saracoglu
 D593,001 S 5/2009 Crijns
 D599,922 S 9/2009 Pfeiffer
 D608,696 S 1/2010 Bauer et al.
 D612,769 S 3/2010 Cimatti
 D617,018 S 6/2010 Schell et al.
 D617,683 S 6/2010 Beneggi
 D626,478 S 11/2010 Stephenson
 D628,124 S 11/2010 Stephenson
 D628,526 S 12/2010 Stephenson
 D634,867 S 3/2011 Frenzel et al.
 D636,102 S 4/2011 Matei et al.
 D637,112 S 5/2011 Saracoglu
 D643,558 S 8/2011 Antoniadis et al.
 D648,662 S 11/2011 Stephenson
 D658,318 S 4/2012 Futschik et al.
 D659,593 S 5/2012 Robinson
 D660,473 S 5/2012 Frenzel et al.
 D664,475 S 7/2012 Takahashi
 D670,203 S 11/2012 Weil
 D671,457 S 11/2012 Goto et al.
 D684,897 S 6/2013 Kim
 D704,596 S 5/2014 Saracoglu
 D717,211 S 11/2014 Stephenson
 D717,212 S 11/2014 Thurner et al.
 D724,495 S 3/2015 Majdandzic
 D734,212 S 7/2015 Stephenson
 D734,213 S 7/2015 Stephenson
 D741,753 S * 10/2015 Perini D12/92
 D745,439 S * 12/2015 Manzoni D12/92
 D753,548 S * 4/2016 Gilles D12/92

D755,674 S * 5/2016 Perini D12/92
 D756,847 S 5/2016 Nicoghosian et al.
 D767,446 S 9/2016 Stephenson

OTHER PUBLICATIONS

Certificate of Registration for European Community design, CTM No. 000346226-0001, registered May 20, 2005, 5 pgs.
 Certificate of Registration for European Community design, CTM No. 001608936-0001, registered Aug. 9, 2009, 5 pgs.
 Certificate of Registration for European Community design, CTM No. 002067058-0001, registered Jul. 2, 2012, 5 pgs.
 Johnson, Erik. "2014 McLaren P1: \$1.15M, F1-Style Tech, and Limited to 375". Car and Driver Website Mar. 11, 2014 [online]. [retrieved on May 30, 2014]. Retrieved from the Internet: <URL: <http://www.caranddriver.com/news/2014-mclaren-p1-official-photos-and-info-news>>. (Cited in Parent).
 Barari, Arman. Renderings: McLaren MP4-12C Convertible. Website [online]. <http://www.motorward.com>, Oct. 15, 2009 [retrieved on Aug. 29, 2013]. Retrieved from the Internet: <: <http://www.motorward.com/2009/10/renderings-mclaren-mp4-12c-convertible/&-gt;>.
 Kurczewski, Nick. 2012 McLaren MP4-12C Convertible. McLaren drop-top will exceed 200mph. Website [online]. <http://www.roadandtrack.com>, Jun. 15, 2011 [retrieved on Aug. 29, 2013]. Retrieved from the Internet: <URL:<http://www.roadandtrack.com/go/first-looks/2012-mclaren-mp4-12c-convertible>>.
 Sherman, Don. 2012 McLaren MP4-12C. A Horse With No Name: We finally get behind the wheel of Ferrari's worst nightmare and find its surprisingly pleasant. Website [online]. <http://www.caranddriver.com>, Feb. 14, 2011 [retrieved on Aug. 29, 2013]. Retrieved from the Internet: <URL: <http://www.caranddriver.com/reviews/2012-mclaren-mp4-12c-first-drive-rev>.
 Joseph, Noah. Along Came a Spyder: McLaren MP4-12C production plans include retractable hardtop. Website [online]. <http://www.autoblog.com>, Oct. 7, 2009 [retrieved on Aug. 29, 2013]. Retrieved from the Internet: <URL:<http://www.autoblog.com/2009/10/07/along-came-a-spyder-mclaren-m-p4-12c-production-plans-include-re/>>.
 "McLaren Formula 1 DNA Meets the Thrill of Open Top Driving in the New 12C Spider: McLaren Automotive Media Centre", released on Jul. 3, 2012, <http://www.media.mclarenautomotive.com/release/141/>.
 "McLaren P1 Aims for Pole Position with Global Debut in Paris", released on Sep. 27, 2012, <http://www.media.mclarenautomotive.com/release/156/>.

* cited by examiner

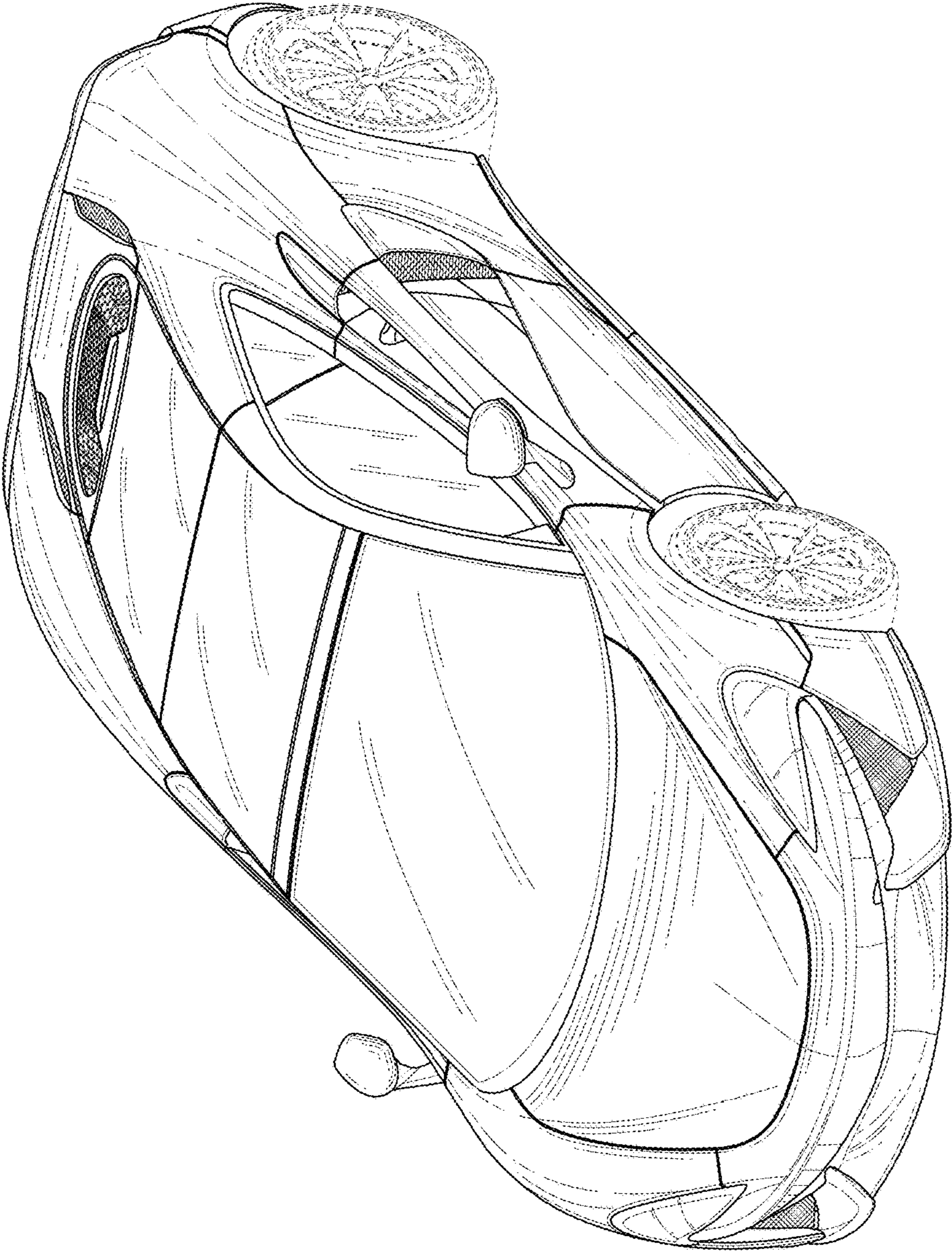


FIG. 1

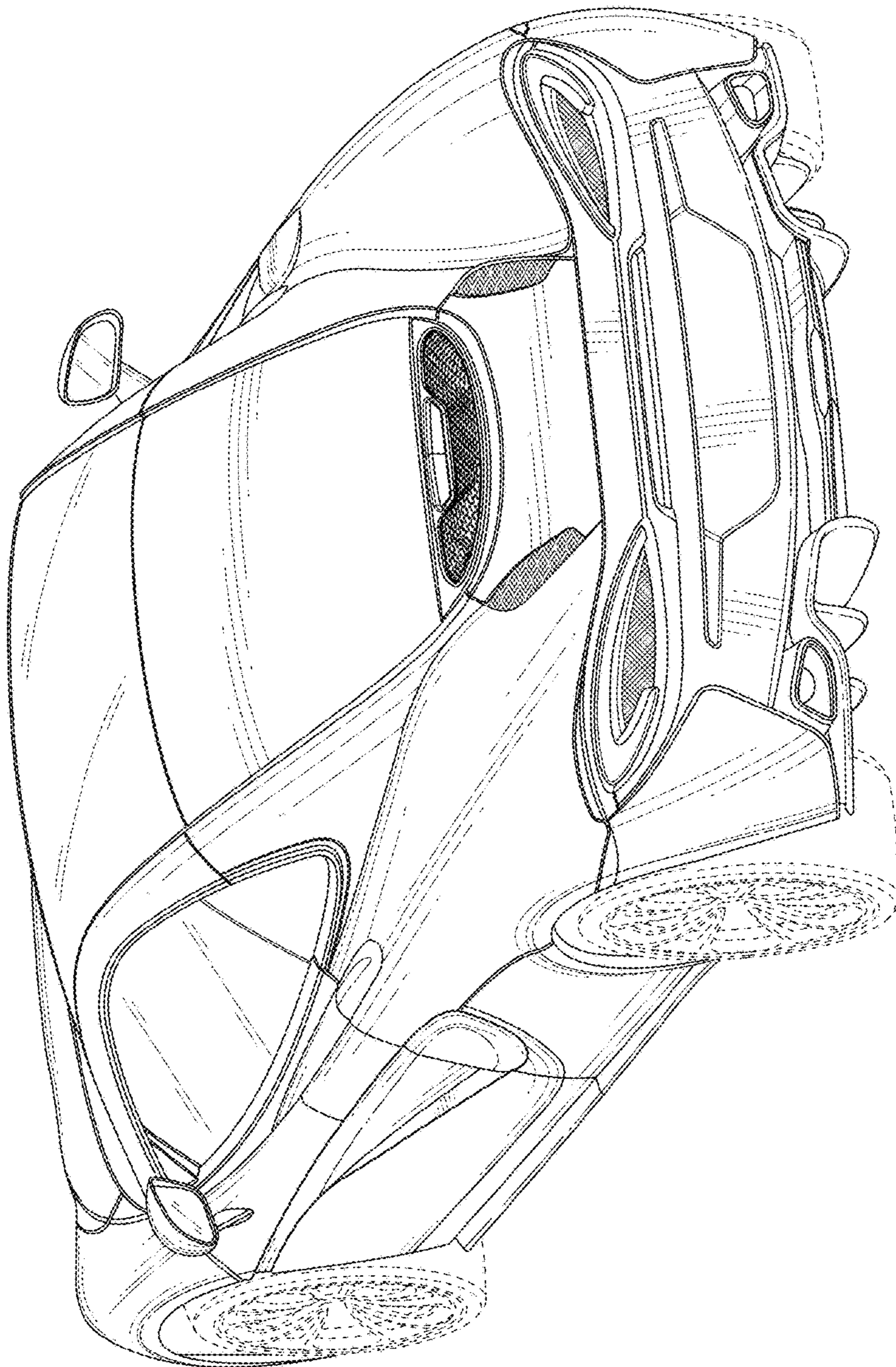


FIG. 2

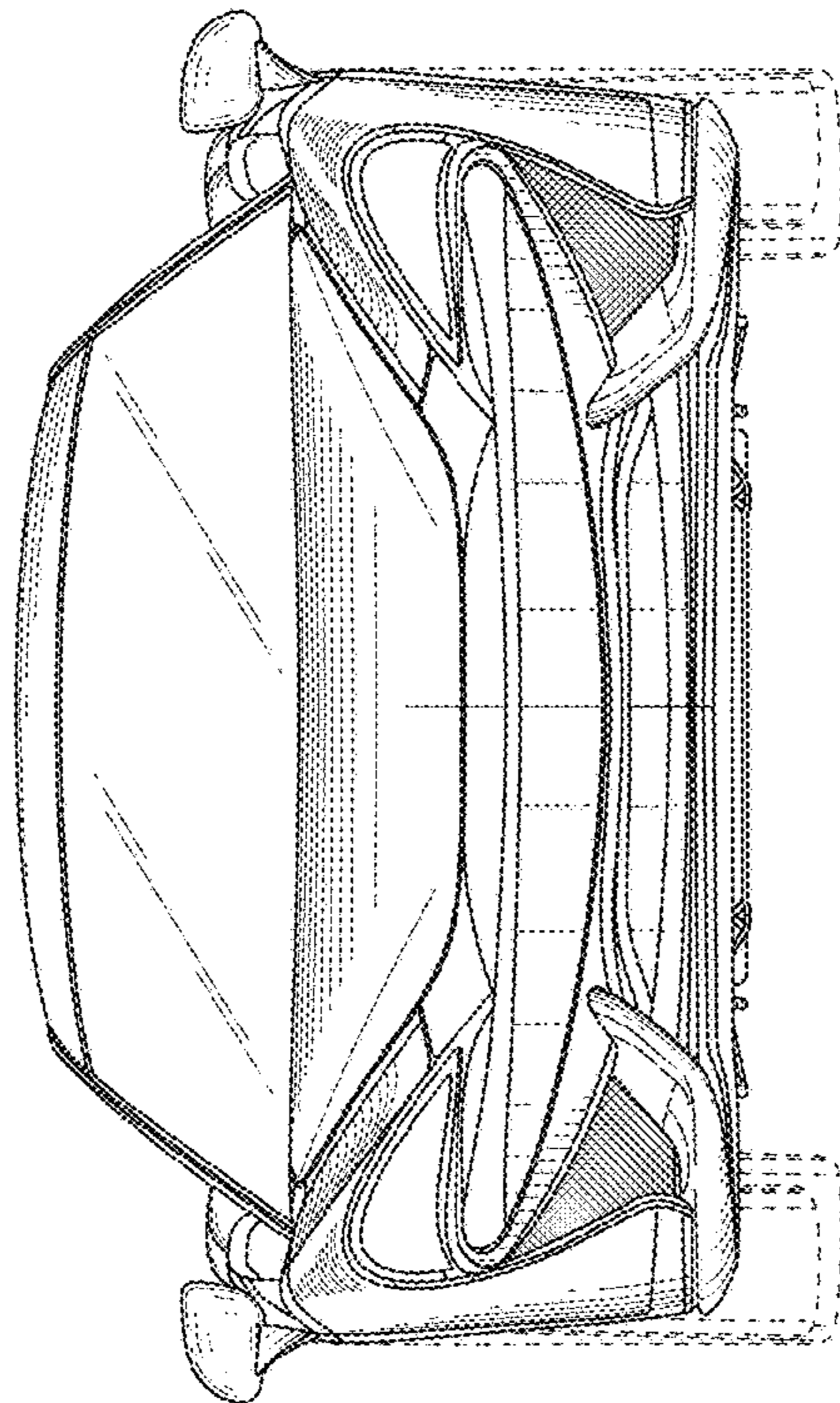


FIG. 3

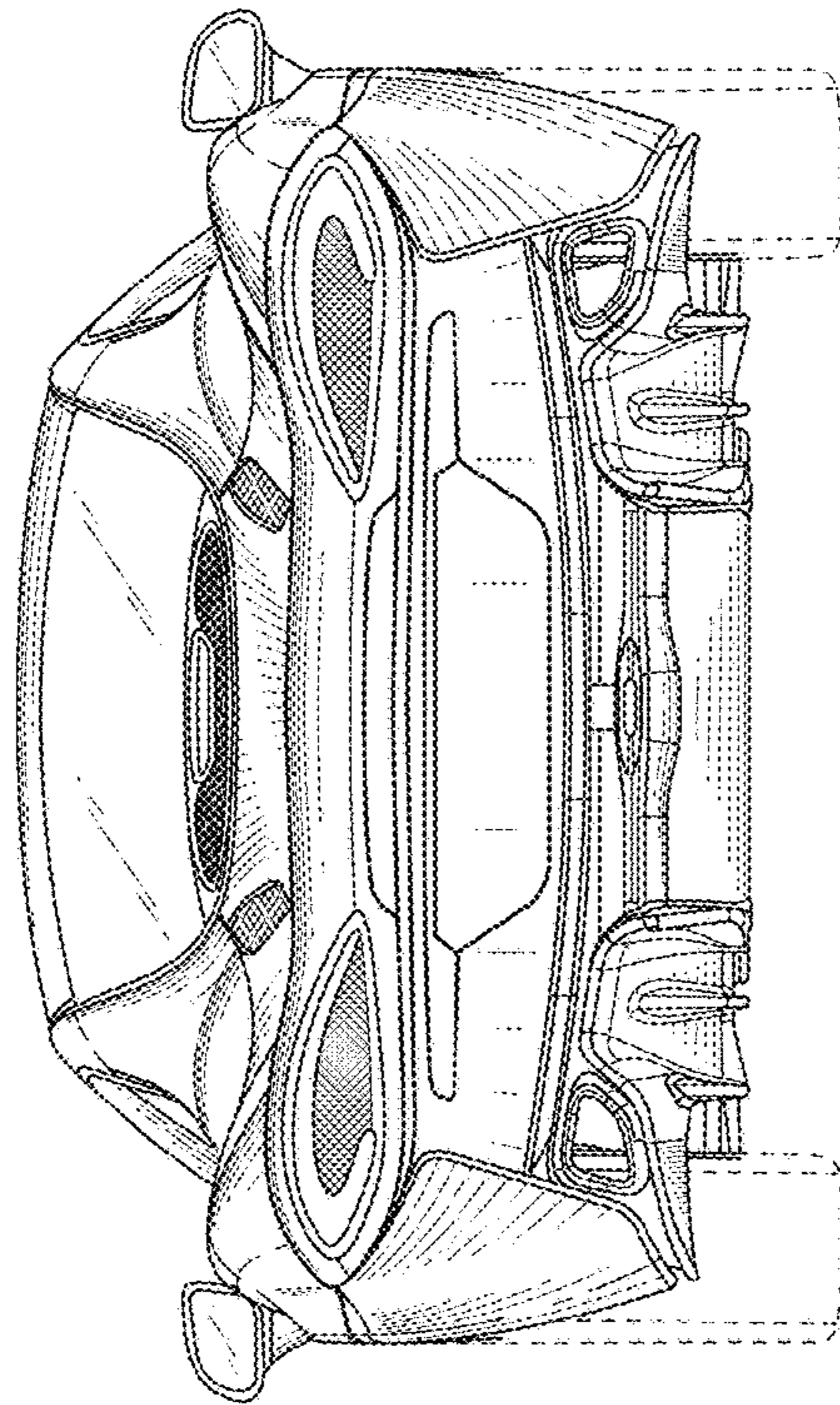


FIG. 4

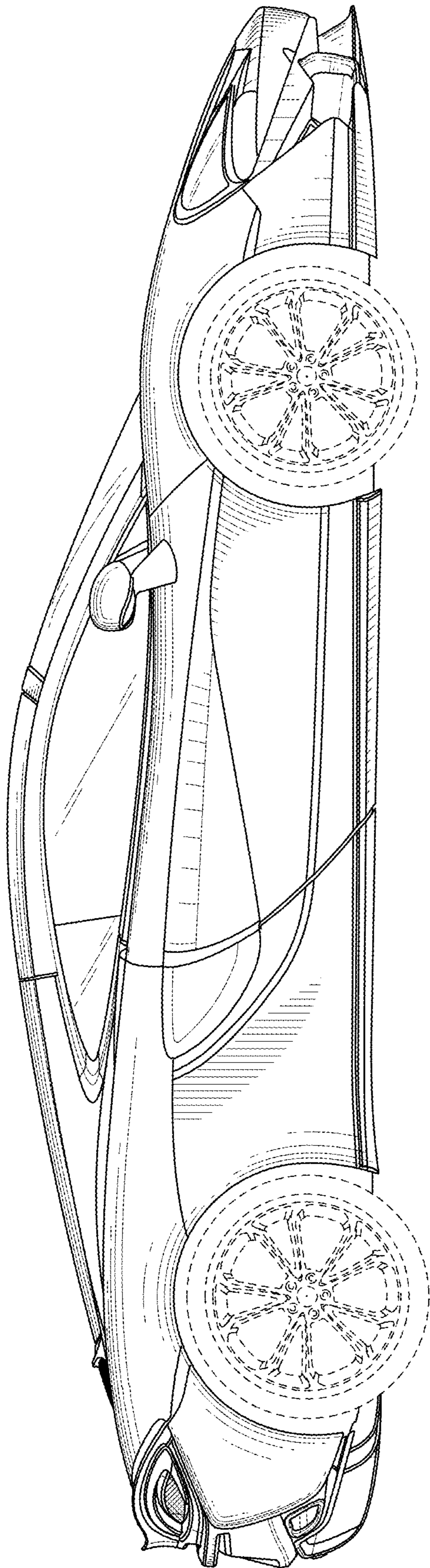


FIG. 5

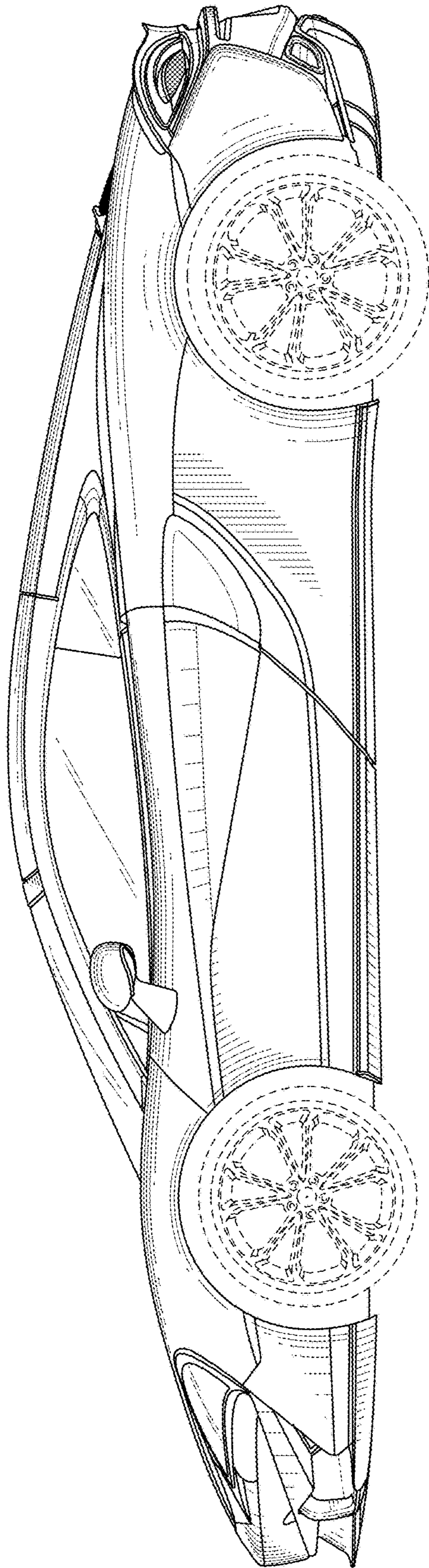


FIG. 6

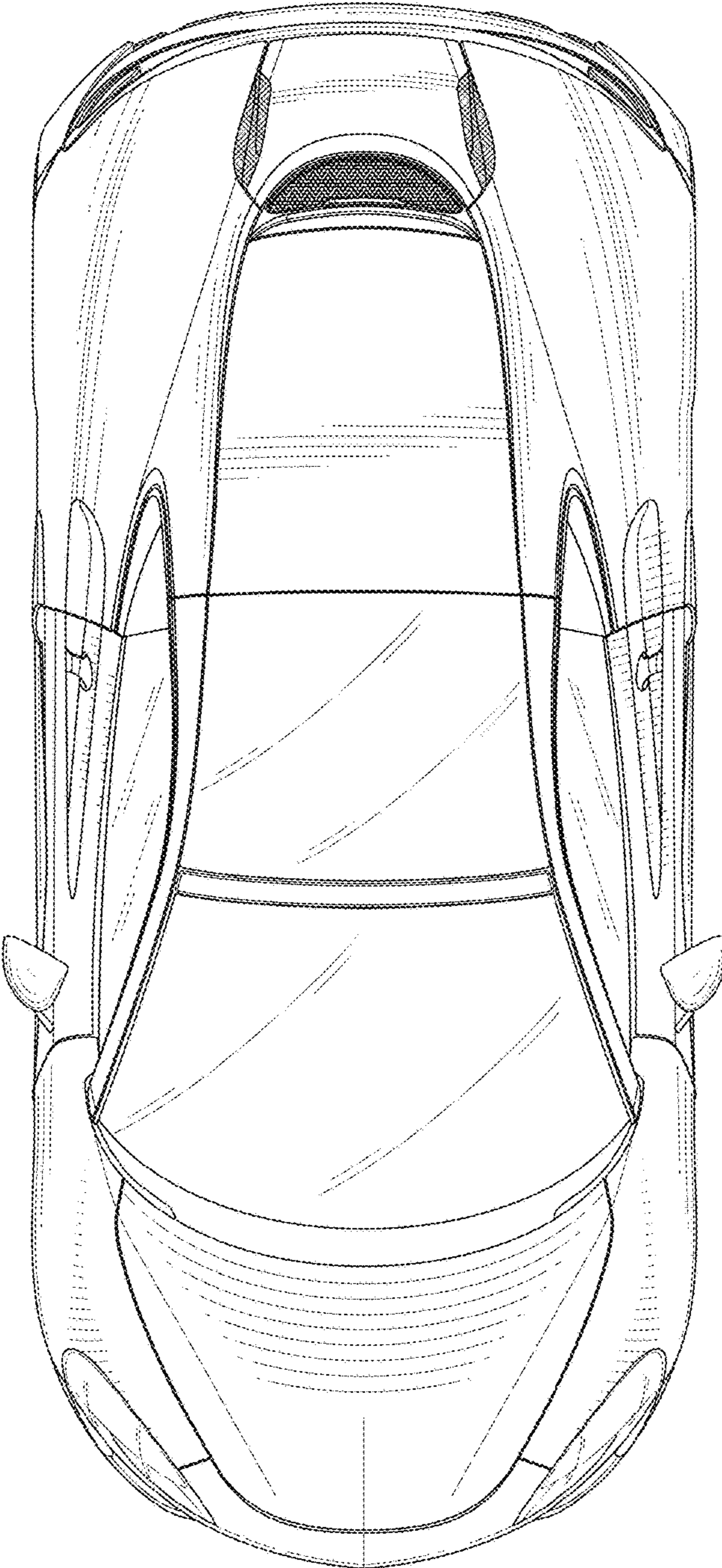


FIG. 7