



US00D780061S

(12) **United States Design Patent** (10) **Patent No.:** **US D780,061 S**
Sassi (45) **Date of Patent:** **** Feb. 28, 2017**

(54) **CLOTHING ACCESSORY**
(71) Applicant: **VALENTINO S.p.A.**, Milan (IT)
(72) Inventor: **Stefano Sassi**, Varese (IT)
(73) Assignee: **VALENTINO S.p.A.**, Milan (IT)
(**) Term: **15 Years**
(21) Appl. No.: **29/535,247**
(22) Filed: **Aug. 5, 2015**
(30) **Foreign Application Priority Data**

Feb. 11, 2015 (EM) 002631119
(51) **LOC (10) Cl.** **02-07**
(52) **U.S. Cl.**
USPC **D11/238; D11/61**
(58) **Field of Classification Search**
USPC D11/1-48, 79-86, 201, 218, 219, 217,
D11/203, 204, 229, 232, 238, 211, 61, 96;
D20/29; D3/318, 323, 233, 240
CPC A44C 7/00; A44C 7/002; A44C 7/003;
A44C 7/004; A44C 7/005; A44C 7/006;
A44C 7/007; A44C 7/008; A44C 7/009;
A44C 1/00; A44C 15/02; A44C 17/02;
A44C 17/0208; A44C 17/0216; A44C
17/0225; A44C 17/0241; A44C 17/0233;
A44C 25/001; A44C 25/005
See application file for complete search history.

(56) **References Cited**
U.S. PATENT DOCUMENTS

D130,072 S * 10/1941 Low D11/54
D130,527 S * 11/1941 Wallner D11/30
D131,288 S * 2/1942 Vernon D11/204
D131,300 S * 2/1942 Hogg D11/45
D131,474 S * 3/1942 Turnbull D11/104
D131,624 S * 3/1942 Wertheim D11/83

D132,688 S * 6/1942 Powell D11/107
D133,063 S * 7/1942 McVittie D11/30
D133,466 S * 8/1942 Dennin D11/61
D133,923 S * 9/1942 Rubin D11/30
(Continued)

OTHER PUBLICATIONS

[Online] <http://www.polyvore.com/cgi/img-thing?.out=jpg&size=1&tid=167366227>. Retrieved May 12, 2016.*
(Continued)

Primary Examiner — Melanie Pellegrini
(74) *Attorney, Agent, or Firm* — Thomas | Horstemeyer, LLP

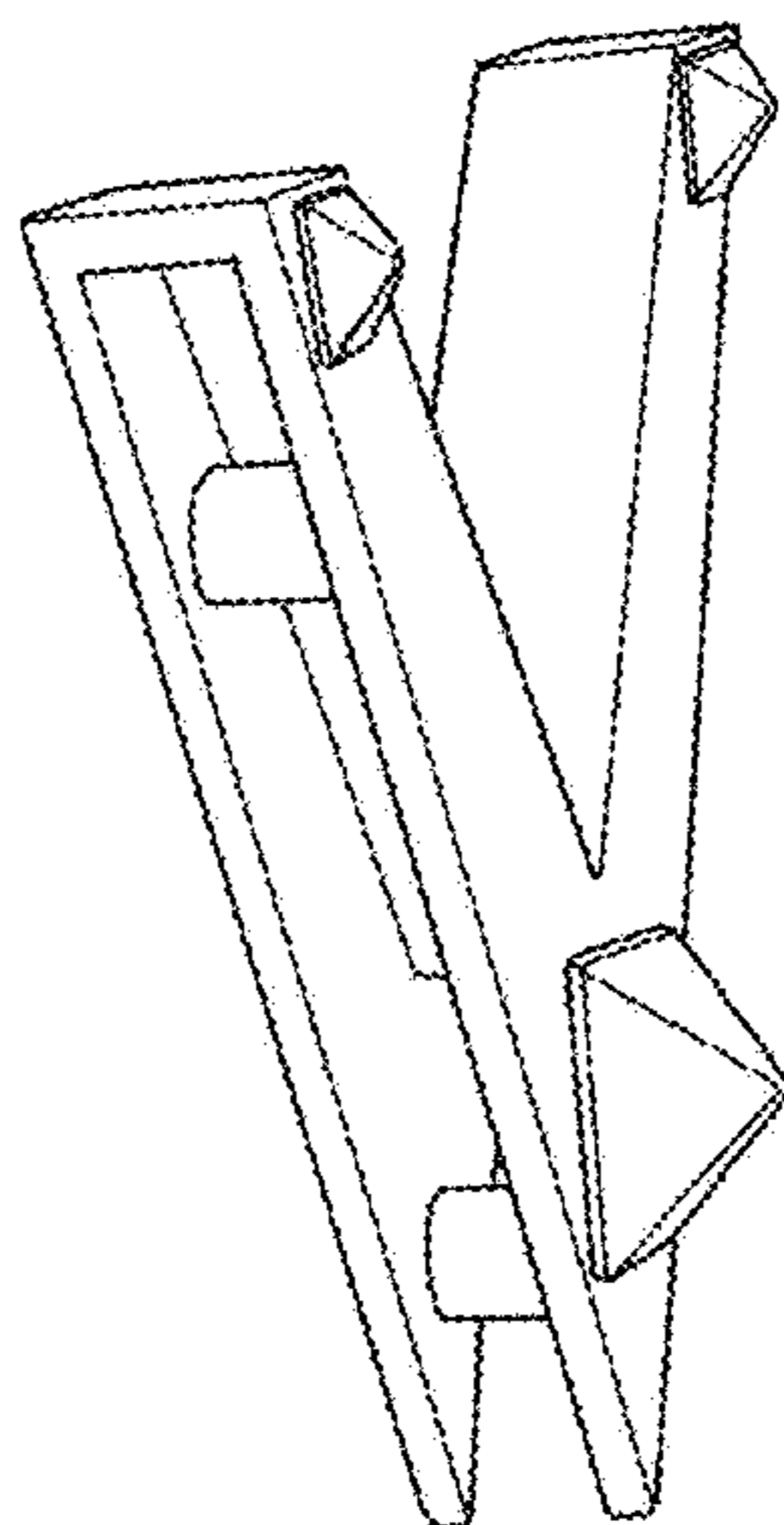
(57) **CLAIM**

The ornamental design for a clothing accessory, as shown and described.

DESCRIPTION

FIG. 1 is a perspective view of a clothing accessory showing my new design;
FIG. 2 is a top plan view of my new clothing accessory of FIG. 1;
FIG. 3 is a bottom plan view of my new clothing accessory, opposite that of FIG. 2;
FIG. 4 is a side elevational view of my new clothing accessory of FIG. 1;
FIG. 5 is a side elevational view of my new clothing accessory from a side opposite that of FIG. 4;
FIG. 6 is a front elevational view of my new clothing accessory; and,
FIG. 7 is a rear elevational view of my new clothing accessory, opposite that of FIG. 6.
The broken lines shown in the drawings illustrate portions of the clothing accessory that form no part of the claimed design.

1 Claim, 7 Drawing Sheets



(56)

References Cited

U.S. PATENT DOCUMENTS

D134,069	S	*	10/1942	Suarez	D11/61
D135,203	S	*	3/1943	Hansen	D11/54
D135,391	S	*	3/1943	Lent	D11/61
D135,531	S	*	4/1943	Valliant	D11/61
D135,793	S	*	6/1943	Fisher	D11/108
D135,964	S	*	7/1943	De Aragon	D11/44
D136,466	S	*	10/1943	Lee	D11/61
D138,270	S	*	7/1944	Shapiro	D11/61
D141,584	S	*	6/1945	Barber	D11/58
D179,602	S	*	1/1957	Jackson	D11/86
D292,501	S	*	10/1987	Jones	D11/116
D441,314	S	*	5/2001	Nisguretsky	D11/86
D442,113	S	*	5/2001	Nisguretsky	D11/86
D535,892	S	*	1/2007	Norsa	D9/667

OTHER PUBLICATIONS

[Online] <https://s-media-cache-ak0.pinimg.com/736x/b6/58/5e/b6585e88c3dae03c65b12c7ec0706066.jpg>. Retrieved May 12, 2016.*

* cited by examiner

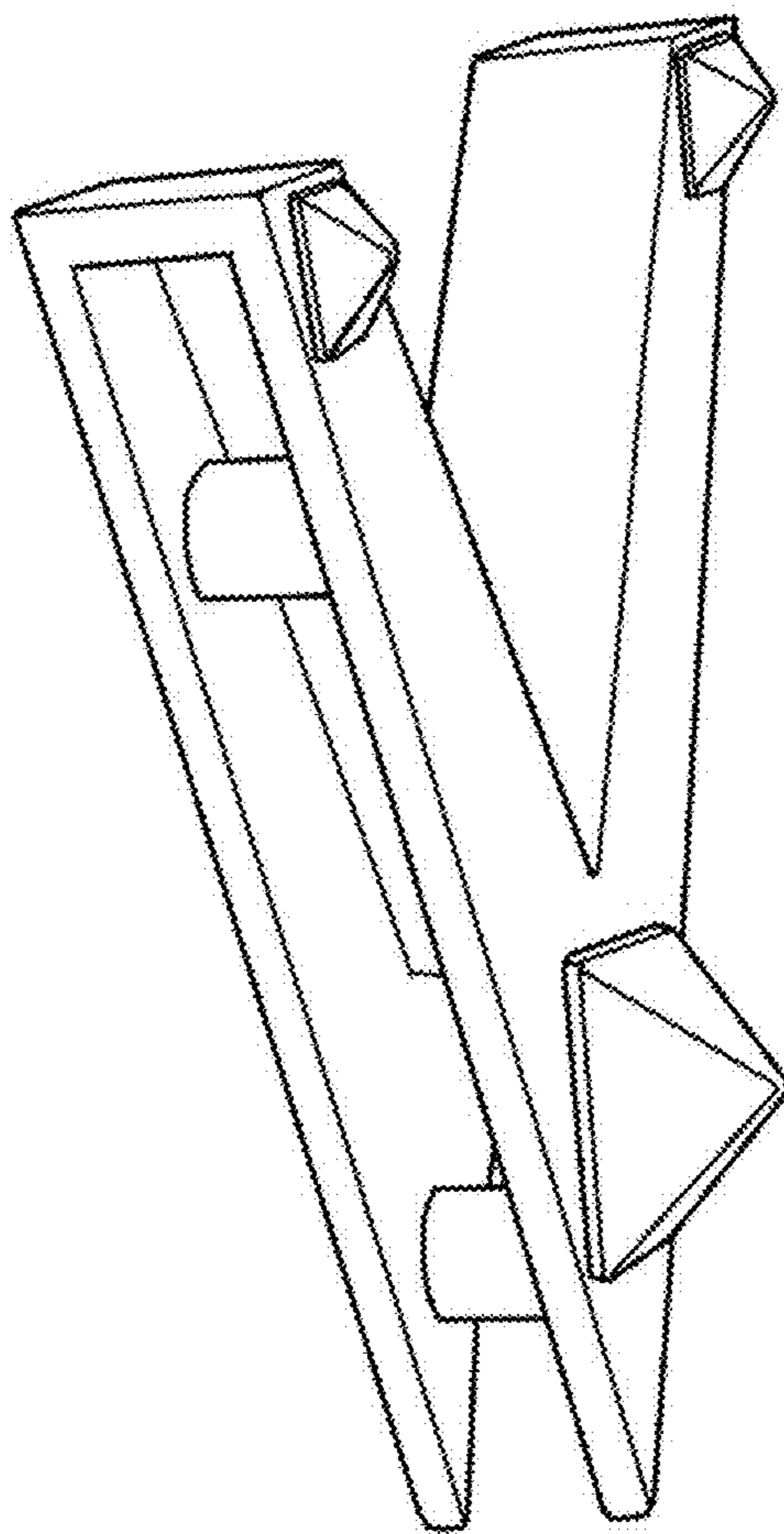


FIG. 1

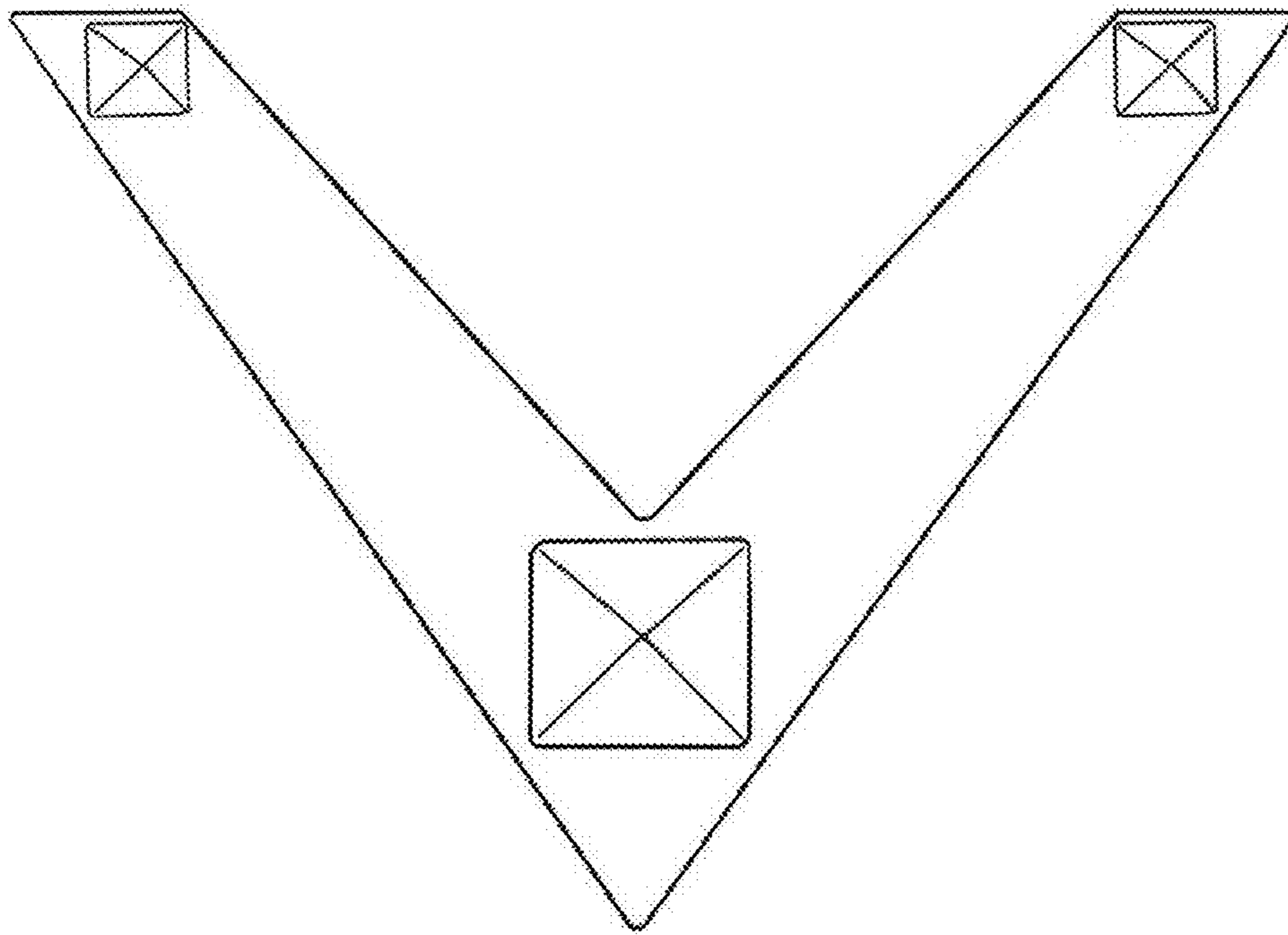


FIG. 2

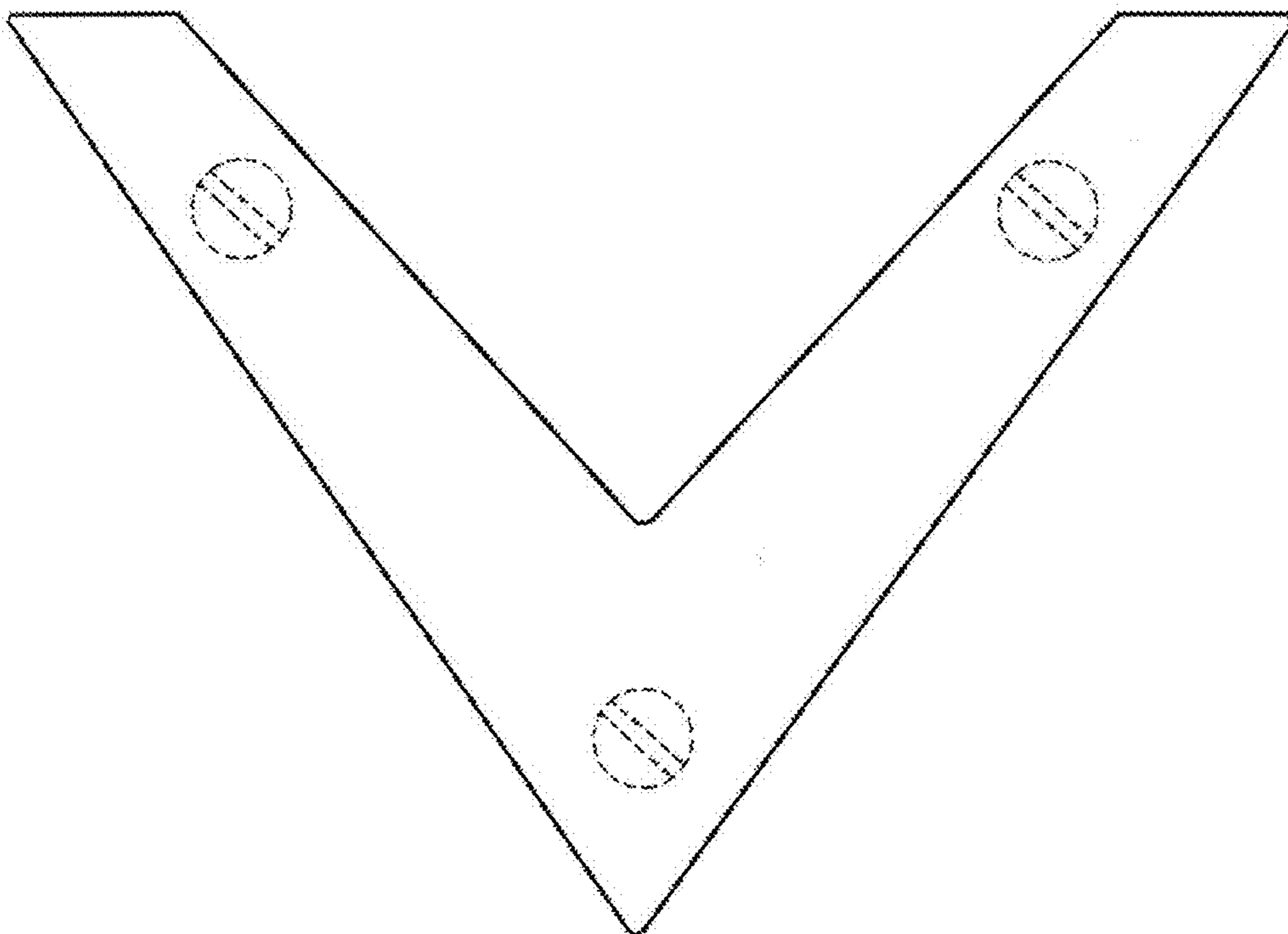


FIG. 3

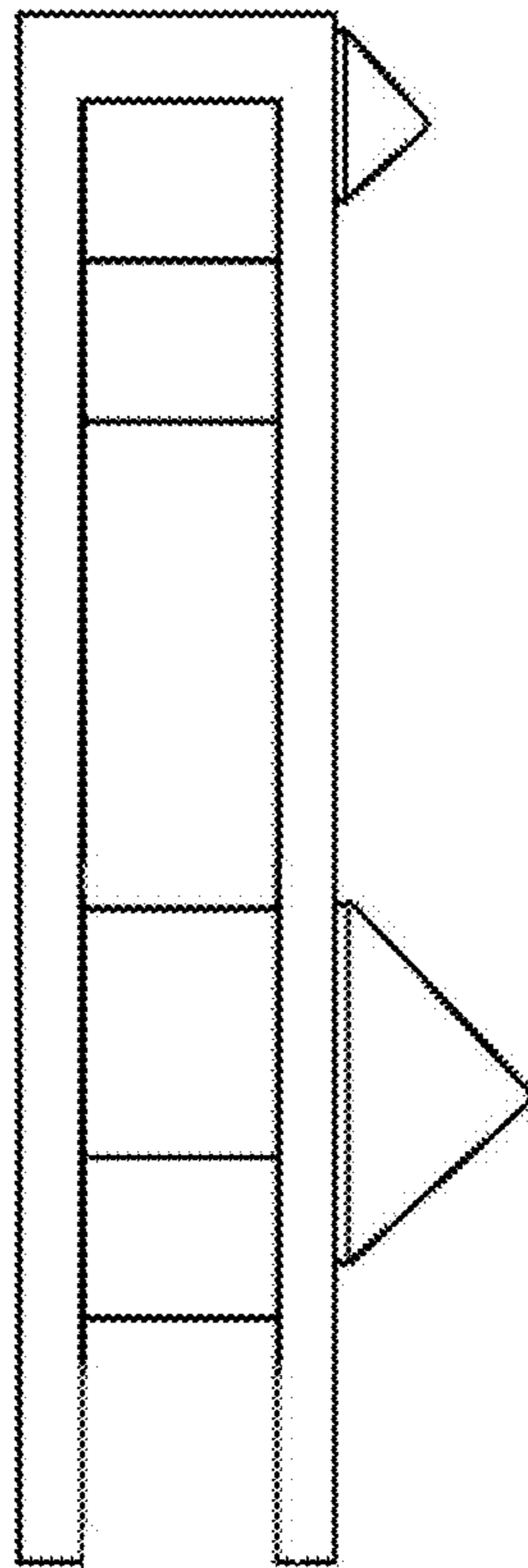


FIG. 4

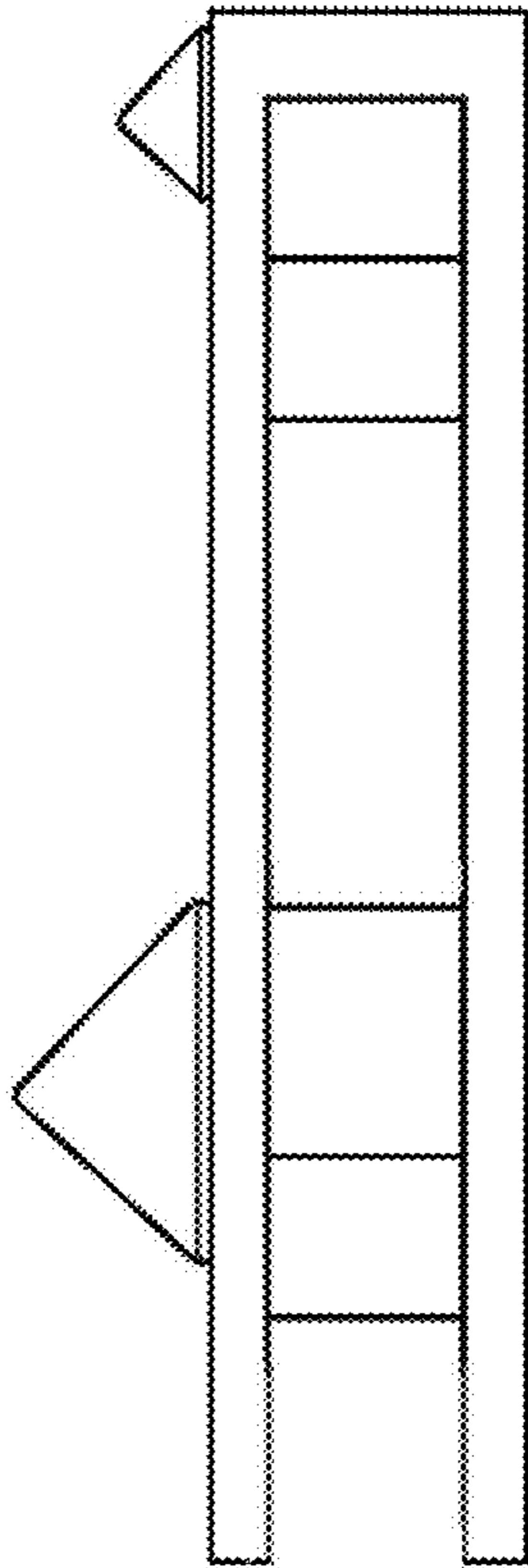


FIG. 5

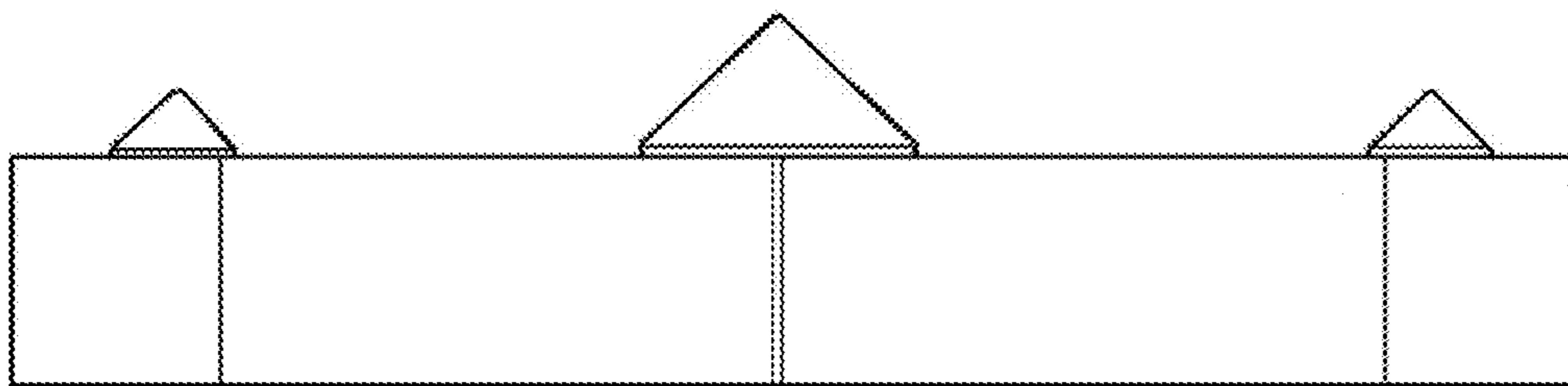


FIG. 6

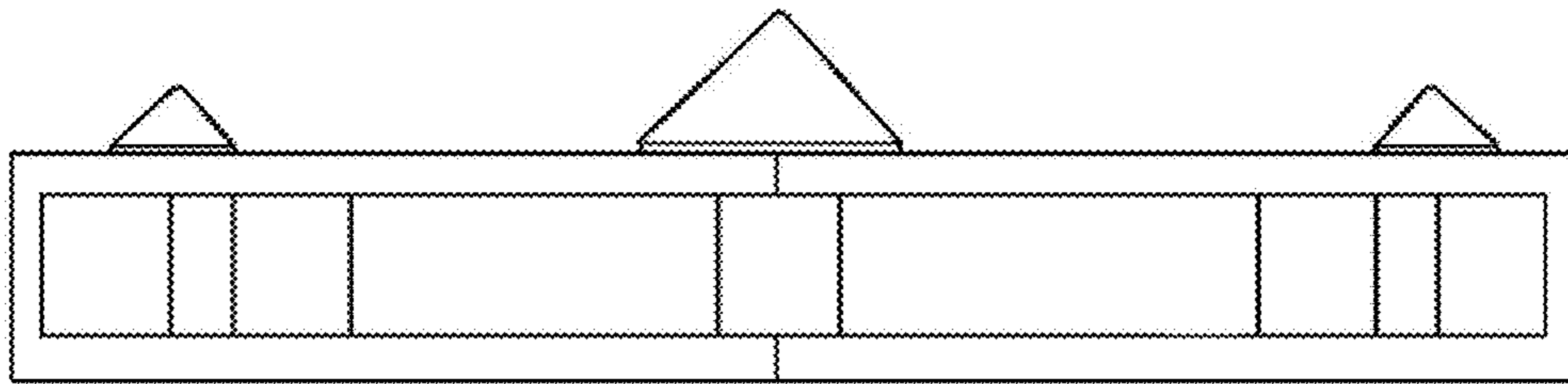


FIG. 7