



US00D780060S

(12) **United States Design Patent** (10) **Patent No.:** **US D780,060 S**  
**Cantor** (45) **Date of Patent:** **\*\* Feb. 28, 2017**

(54) **ZIPPER TAB**

(71) Applicant: **Julie Danielle Cantor**, Santa Monica,  
CA (US)

(72) Inventor: **Julie Danielle Cantor**, Santa Monica,  
CA (US)

(\*\*) Term: **15 Years**

(21) Appl. No.: **29/560,551**

(22) Filed: **Apr. 7, 2016**

(51) **LOC (10) Cl.** ..... **02-07**

(52) **U.S. Cl.**  
USPC ..... **D11/221**

(58) **Field of Classification Search**

USPC ..... D11/200–201, 221; 24/381–383,  
24/385–387, 414–417, 421–422, 419,  
24/429, 431; 2/265; D2/641; 294/2, 3.6;  
223/111

CPC ..... A44B 19/00; A44B 19/02; A44B 19/04;  
A44B 19/10; A44B 19/24; A44B 19/26;  
A44B 19/30; A44B 19/06

See application file for complete search history.

(56) **References Cited**

U.S. PATENT DOCUMENTS

D116,937 S \* 10/1939 Poux ..... D11/221  
D264,270 S \* 5/1982 Brinley ..... D11/221

D264,272 S \* 5/1982 Brinley ..... D11/221  
D411,458 S \* 6/1999 de Baschmakoff ..... D9/544  
D425,305 S \* 5/2000 Ferragamo ..... D11/221  
D445,570 S \* 7/2001 Ferragamo ..... D11/221

\* cited by examiner

*Primary Examiner* — Ralf Seifert

(74) *Attorney, Agent, or Firm* — Dunlap Bennett &  
Ludwig PLLC

(57) **CLAIM**

The ornamental design for a zipper tab, as shown and  
described.

### DESCRIPTION

FIG. 1 is a front perspective view of the present embodi-  
ment;

FIG. 2 is a front elevation view of the present embodiment,  
the rear elevation view being a mirror image thereof;

FIG. 3 is a left side elevation view of the present embodi-  
ment, the rear elevation view being a mirror image thereof;

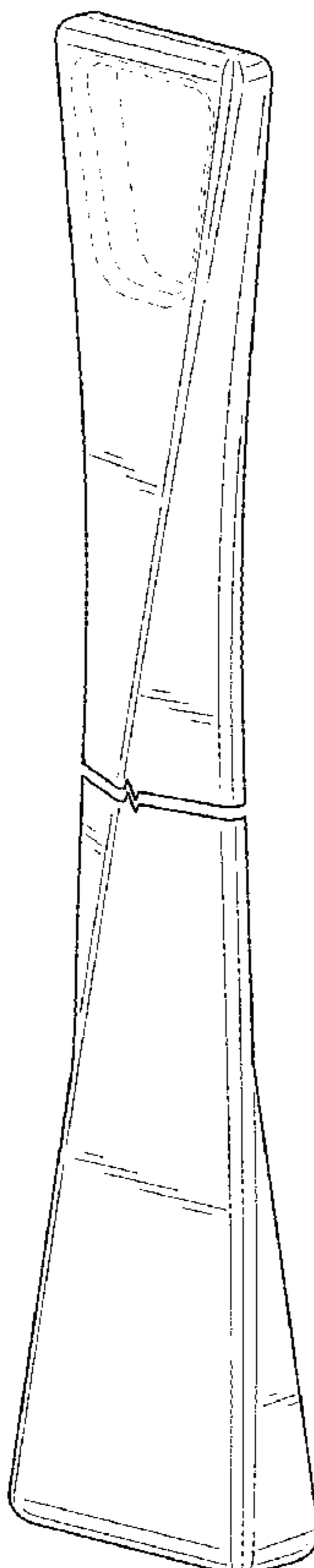
FIG. 4 is a top plan view of the present embodiment; and,  
FIG. 5 is a bottom plan view of the present embodiment.

The broken lines shown in the drawings illustrate portions of  
the zipper tab that form no part of the claimed design.

The zipper tab is shown with a symbolic break in its length.

The appearance of any portion of the article between the  
break lines forms no part of the claimed design.

**1 Claim, 3 Drawing Sheets**



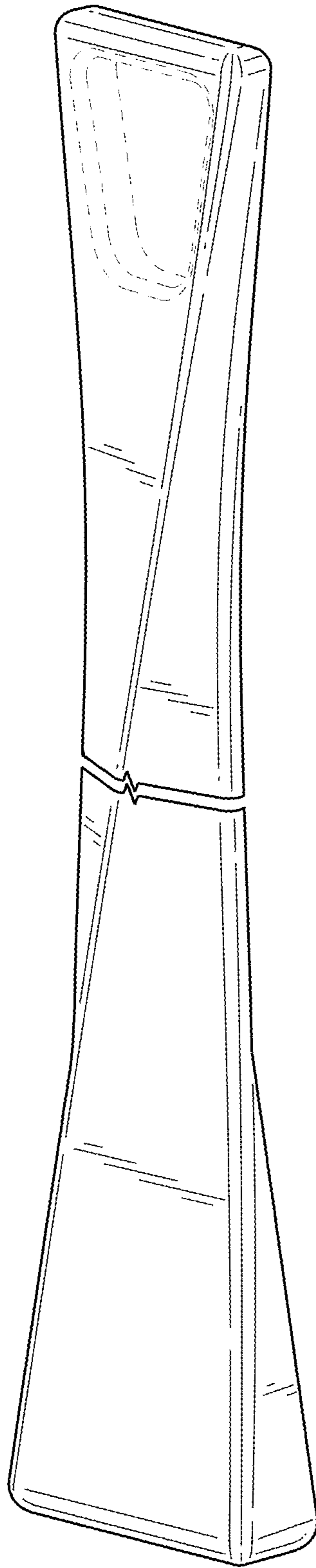


FIG. 1

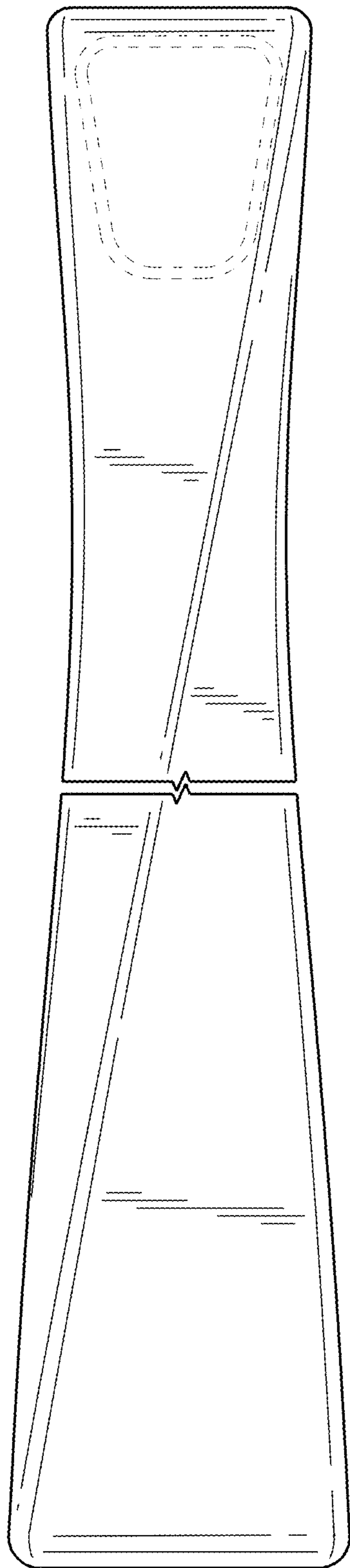


FIG. 2

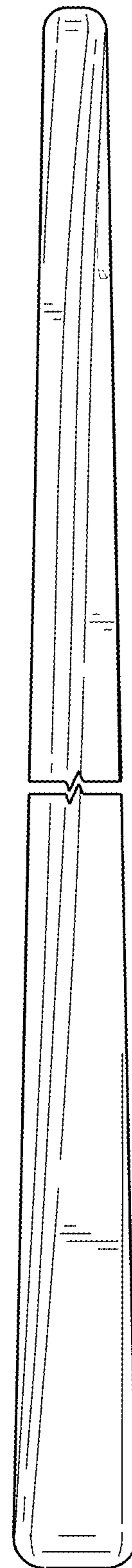


FIG. 3




FIG. 4




FIG. 5