



US00D780058S

(12) **United States Design Patent**  
**Shlakman**

(10) **Patent No.:** **US D780,058 S**

(45) **Date of Patent:** **\*\* Feb. 28, 2017**

(54) **JEWELRY SETTING**

1,351,205 A \* 8/1920 Birnbaum ..... A44C 17/02  
63/28

(71) Applicant: **Fabrikant-Tara International LLC**,  
New York, NY (US)

D420,936 S \* 2/2000 Murray ..... D11/92

D718,181 S \* 11/2014 Kothari ..... D11/92

D727,202 S \* 4/2015 Shlakman ..... D11/34

D754,022 S \* 4/2016 Rosenberg-Pineau ..... D11/91

D755,073 S \* 5/2016 Rosenberg-Pineau ..... D11/91

(72) Inventor: **Jeffrey Shlakman**, Redondo Beach, CA  
(US)

(Continued)

(73) Assignee: **Fabrikant-Tara International LLC**,  
New York, NY (US)

**OTHER PUBLICATIONS**

(\*\*) Term: **14 Years**

[Online] "Elva Solitaire Ring." [http://www.tarajewellers.in/product\\_details.php?pid=144](http://www.tarajewellers.in/product_details.php?pid=144). Retrieved Sep. 8, 2016.\*

(21) Appl. No.: **29/519,437**

*Primary Examiner* — Melanie Pellegrini

(22) Filed: **Mar. 5, 2015**

(74) *Attorney, Agent, or Firm* — Levisohn Berger LLP

**Related U.S. Application Data**

(62) Division of application No. 29/464,722, filed on Aug. 20, 2013, now Pat. No. Des. 727,202.

(51) **LOC (10) Cl.** ..... **11-01**

(52) **U.S. Cl.**  
USPC ..... **D11/91; D11/34**

(58) **Field of Classification Search**  
USPC ..... D11/1, 2, 26-39, 40-42, 79-86, 91, 92;  
63/26-28

CPC ..... A44C 9/00; A44C 9/0007; A44C 9/0015;  
A44C 9/0023; A44C 9/003; A44C  
9/0038; A44C 9/0046; A44C 9/0053;  
A44C 9/0061; A44C 9/0069; A44C  
9/0076; A44C 17/02; A44C 17/0208;  
A44C 17/0216; A44C 17/0225; A44C  
17/0233; A44C 17/0241; A44C 17/025;  
A44C 17/0258; A44C 17/0266; A44C  
17/0275; A44C 17/0283; A44C 17/0291

See application file for complete search history.

(56) **References Cited**

**U.S. PATENT DOCUMENTS**

630,197 A \* 8/1899 Dover et al. .... A44C 17/02  
63/28

736,273 A \* 8/1903 Levin ..... A44C 17/02  
63/28

(57) **CLAIM**

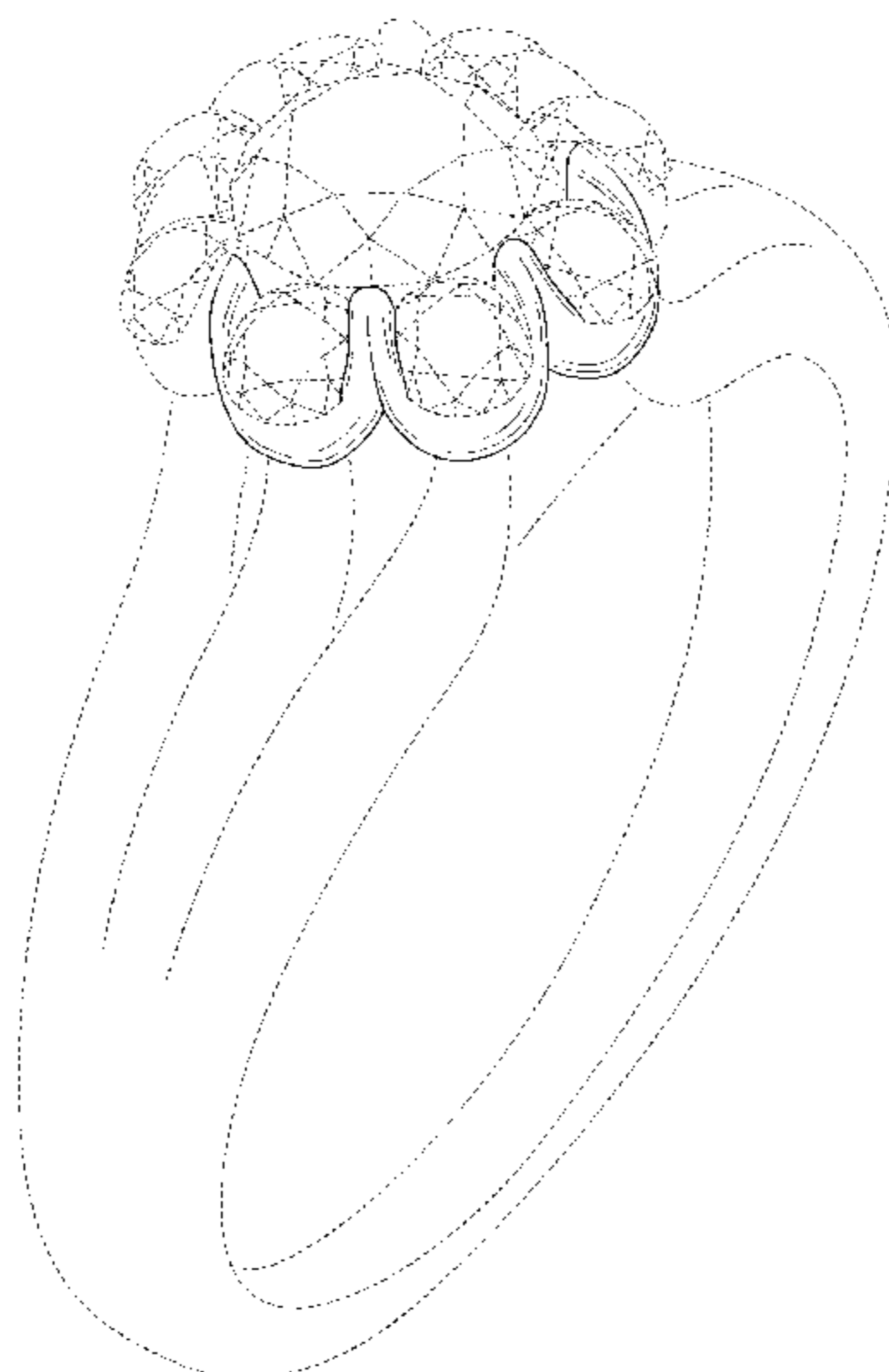
The ornamental design for a jewelry setting, as shown and described.

**DESCRIPTION**

FIG. 1 is a perspective view of a jewelry setting showing my new design;  
FIG. 2 is a front elevational view thereof;  
FIG. 3 is a rear elevational view thereof;  
FIG. 4 is a right side elevational view thereof;  
FIG. 5 is a left side elevational view thereof;  
FIG. 6 is a top plan view thereof; and,  
FIG. 7 is a bottom plan view thereof.

The evenly spaced broken lines shown in the drawings represent portions of the jewelry setting which form no part of the claimed design. The dot-dash style broken lines shown in the drawings represent the boundaries of the claimed design.

**1 Claim, 6 Drawing Sheets**



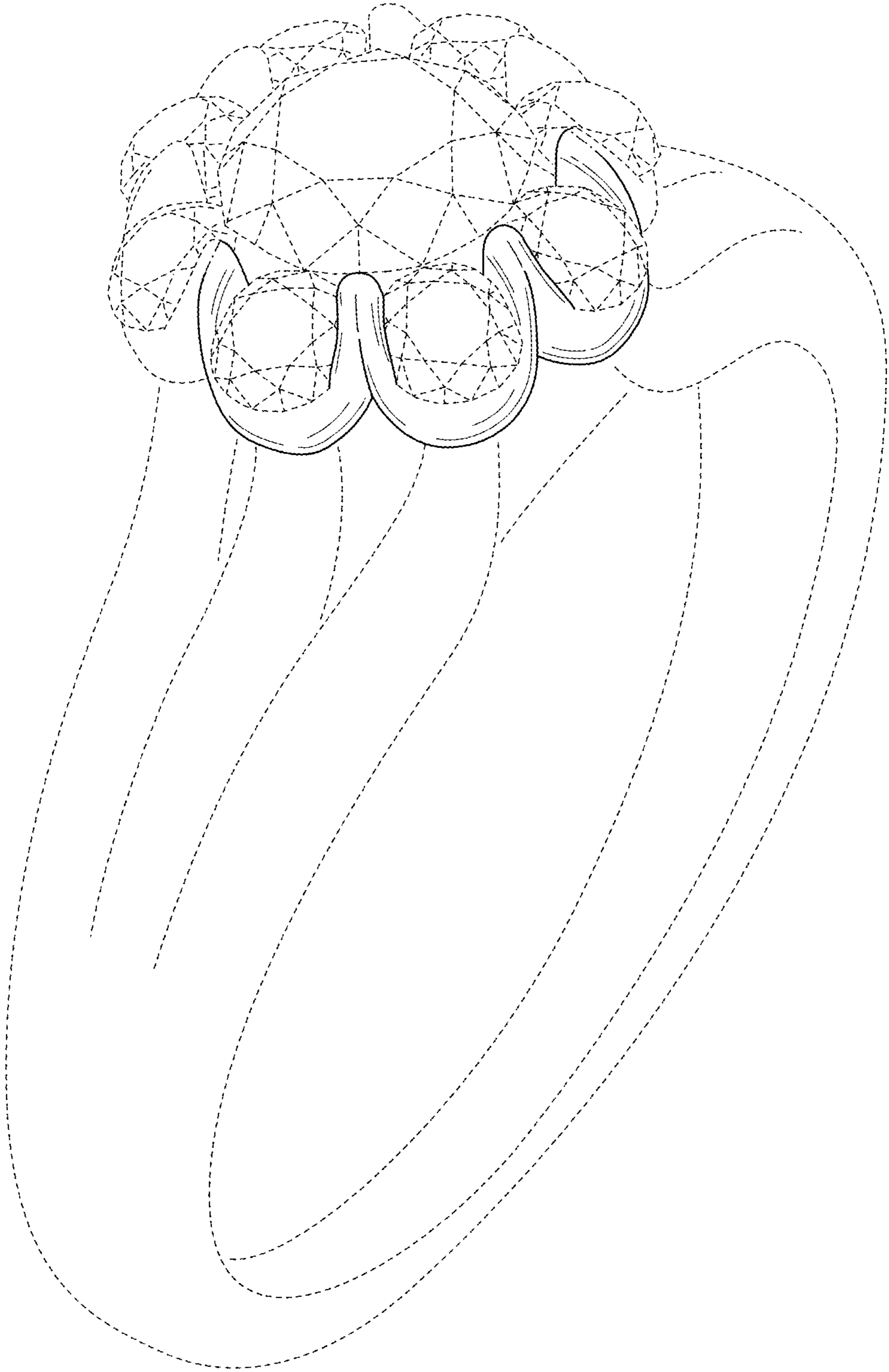
(56)

**References Cited**

U.S. PATENT DOCUMENTS

2007/0256452 A1\* 11/2007 Aghjayan ..... A44C 17/0283  
63/26  
2009/0235689 A1\* 9/2009 Slowinski ..... A44C 17/046  
63/15  
2014/0345322 A1\* 11/2014 Logian ..... A44C 13/00  
63/12  
2015/0320154 A1\* 11/2015 Nevatia ..... A44C 17/0208  
63/15

\* cited by examiner



**FIG. 1**


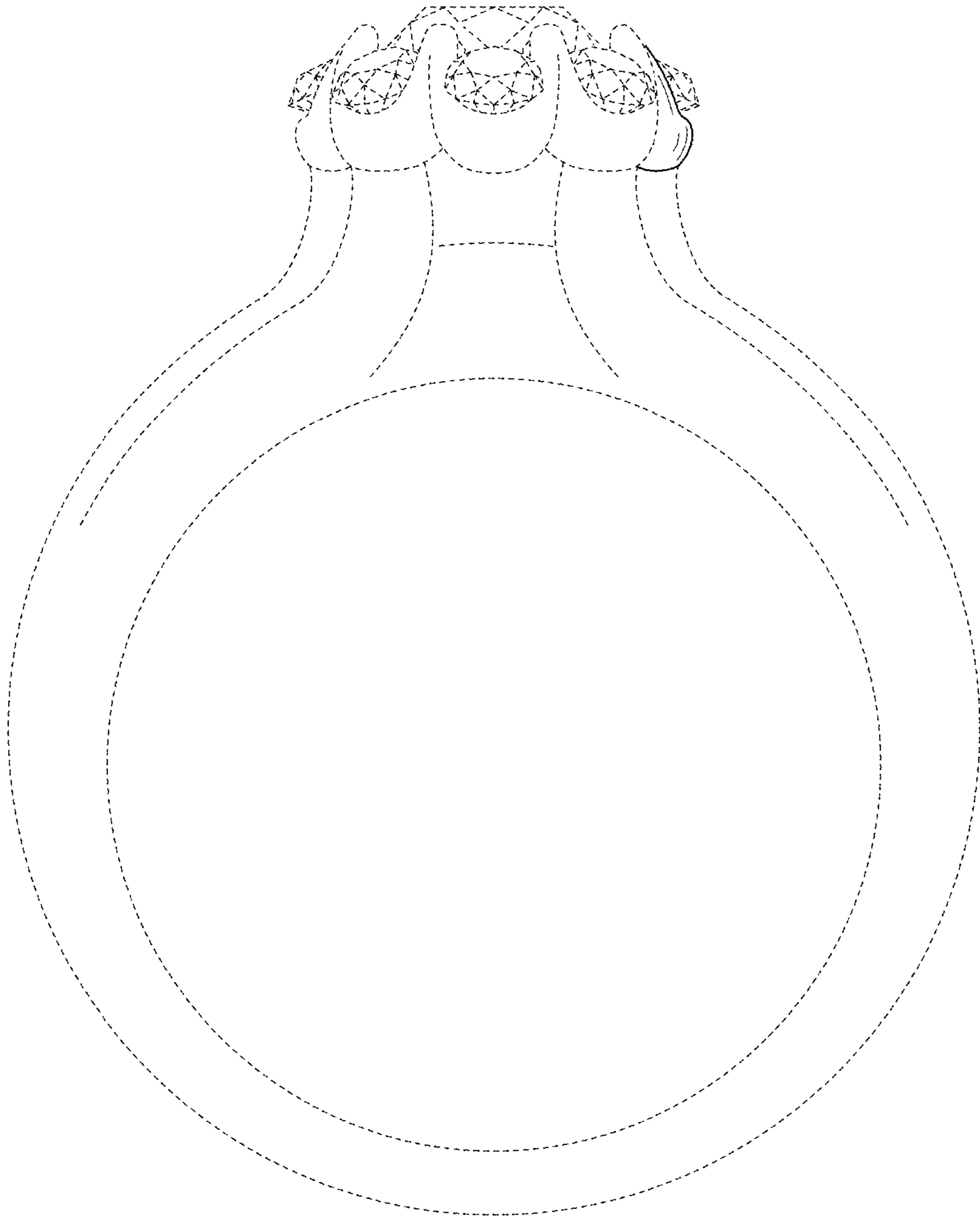
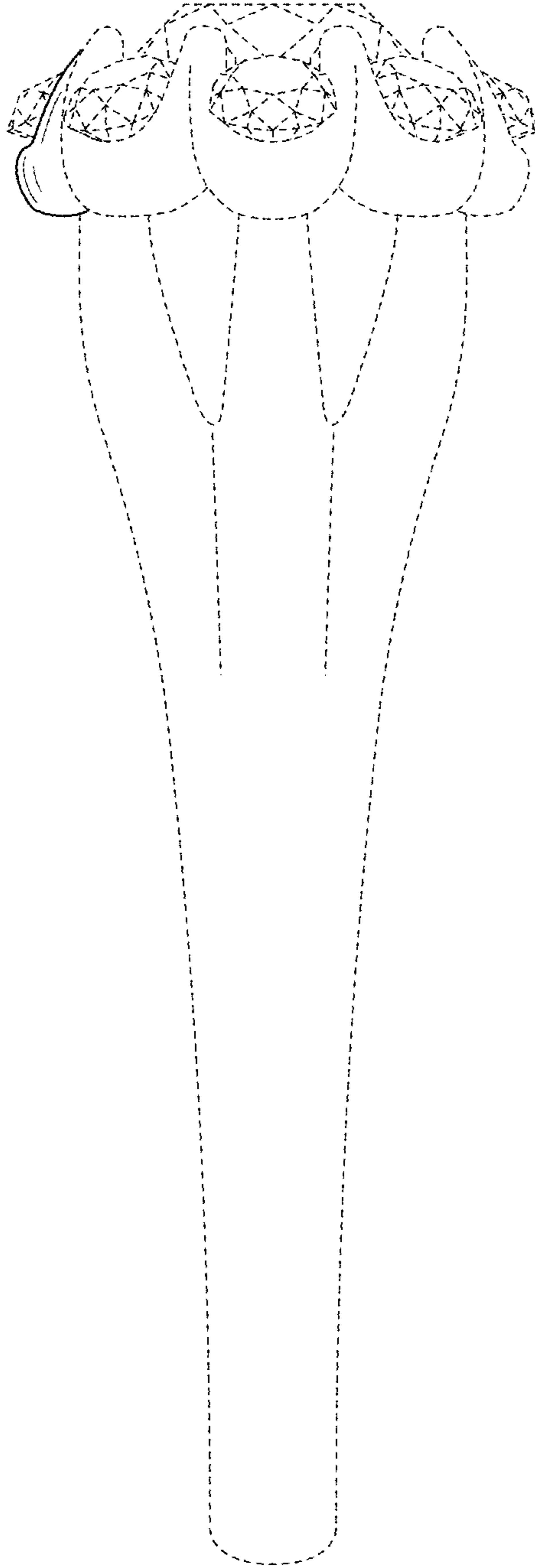


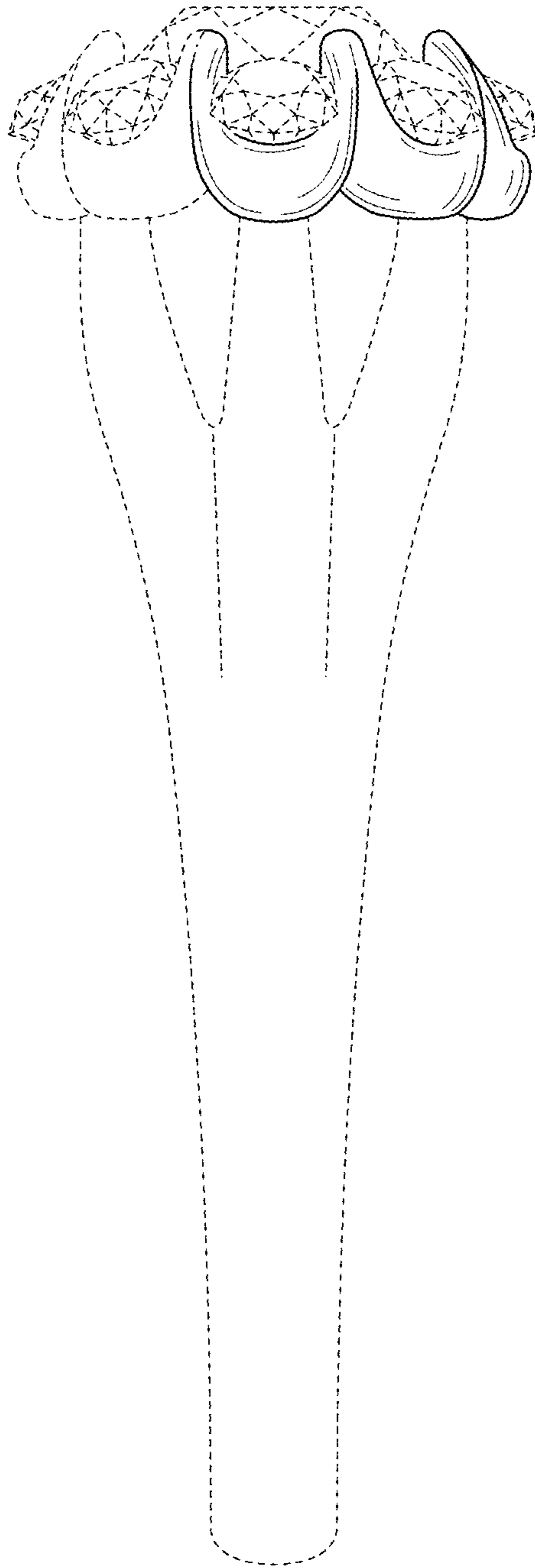
FIG. 2



**FIG. 3**



**FIG. 4**



**FIG. 5**

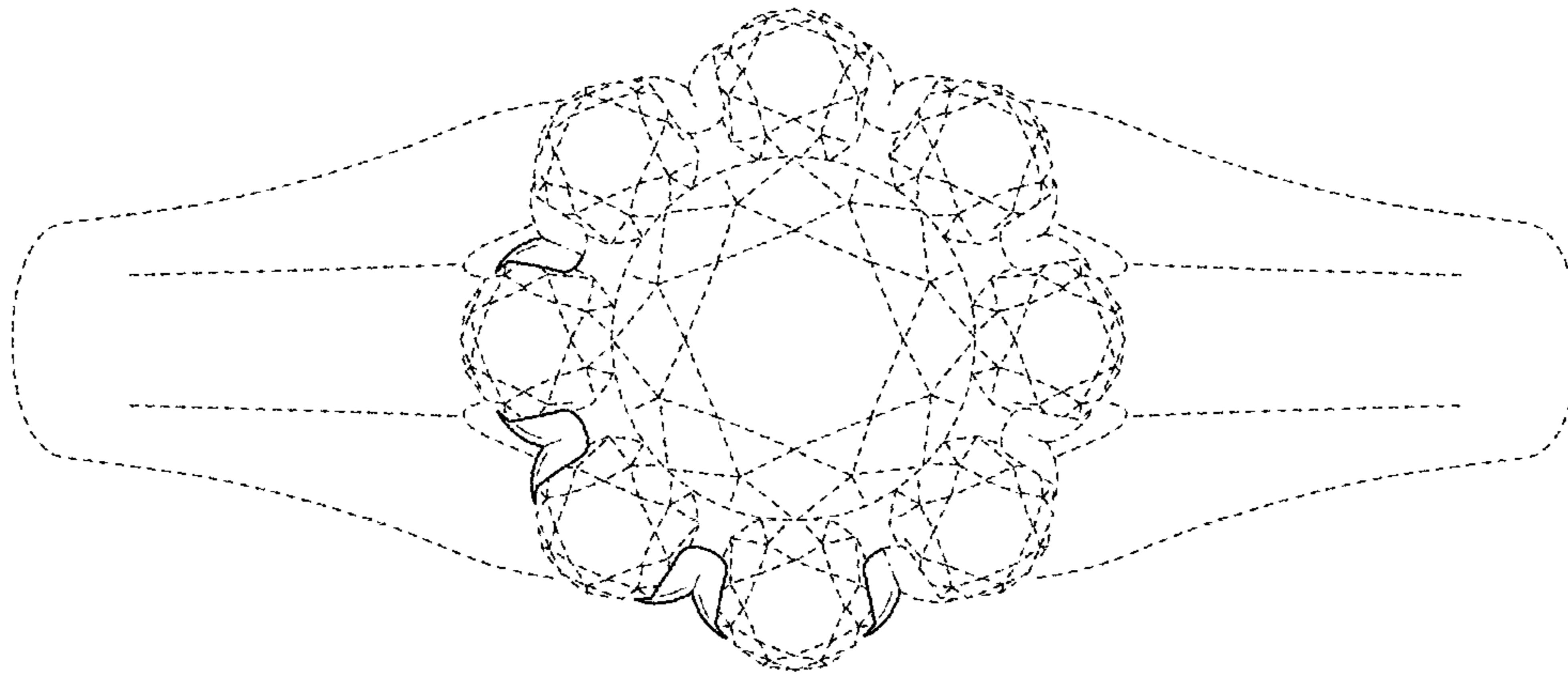


FIG. 6

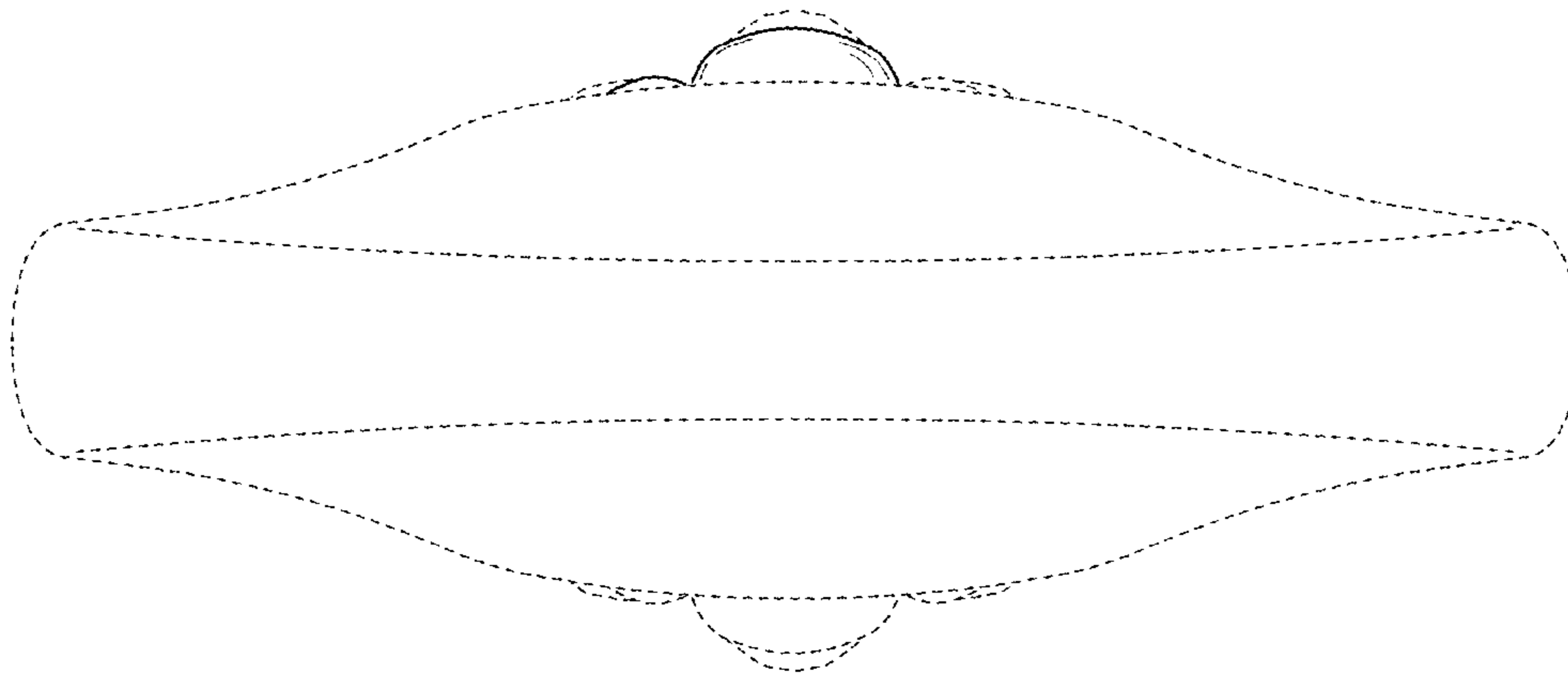


FIG. 7