



US00D780032S

(12) **United States Design Patent**
Silvestri

(10) **Patent No.:** **US D780,032 S**

(45) **Date of Patent:** **** *Feb. 28, 2017**

(54) **RING**

(71) Applicant: **Bulgari S.p.A.**, Rome (IT)

(72) Inventor: **Lucia Silvestri**, Rome (IT)

(73) Assignee: **BULGARI S.P.A.**, Rome (IT)

(*) Notice: This patent is subject to a terminal disclaimer.

(**) Term: **14 Years**

(21) Appl. No.: **29/497,775**

(22) Filed: **Jul. 29, 2014**

(30) **Foreign Application Priority Data**

Jan. 29, 2014 (HK) 1400191.9M001

(51) **LOC (10) Cl.** **11-01**

(52) **U.S. Cl.**
USPC **D11/36**

(58) **Field of Classification Search**
USPC D11/2, 26-39, 1, 91, 92; 63/15,
63/15.1-15.4, 15.45, 15.5, 15.6, 15.7
CPC A44C 9/00; A44C 9/0007; A44C 9/0015;
A44C 9/0023; A44C 9/003; A44C
9/0038; A44C 9/0046; A44C 9/0053;
A44C 9/0061; A44C 9/0069; A44C
9/0076; A44C 17/02; A44C 17/0208;
A44C 17/0241; A44C 17/0258
See application file for complete search history.

(56) **References Cited**

U.S. PATENT DOCUMENTS

D144,918 S * 6/1946 Gantwarg D11/34
2,518,163 A * 8/1950 Megar 63/4
D255,436 S * 6/1980 Bogner et al. D11/38

D312,593 S * 12/1990 Bulgari D11/4
D383,697 S * 9/1997 Bulgari D11/35
D404,679 S * 1/1999 Bulgari D11/23
D405,383 S * 2/1999 Dickhaut D11/26
D407,343 S * 3/1999 Dickhaut D11/26
6,260,384 B1 * 7/2001 Mino et al. 63/26
D683,648 S * 6/2013 Dholakiya D11/34
2006/0288734 A1 * 12/2006 Savransky 63/15
2008/0314083 A1 * 12/2008 Wanstrath 63/26

OTHER PUBLICATIONS

[Online] <http://www.novori.com/images/products/main/400/12314211RD0101075.jpg>. Retrieved Mar. 5, 2015.*

[Online] http://www.whiteflash.com/pimg/jewelry/vatche-1500-splendor-solitaire-engagement-ring-in-white-gold_gi_1503_1.jpg?quality=100. Retrieved Mar. 5, 2015.*

[Online] http://www.whiteflash.com/pimg/jewelry/engraved-cathedral-solitaire-engagement-ring-in-18k-white-gold_gi_1053_f.jpg?quality=100. Retrieved Mar. 5, 2015.*

* cited by examiner

Primary Examiner — Melanie Pellegrini

(74) *Attorney, Agent, or Firm* — Stephen Kenny; Peter Sullivan; Foley Hoag LLP

(57) **CLAIM**

The ornamental design for a ring, as shown and described.

DESCRIPTION

FIG. 1 is a front perspective view of a ring showing my new design;

FIG. 2 is a front view thereof.

FIG. 3 is a left side view thereof.

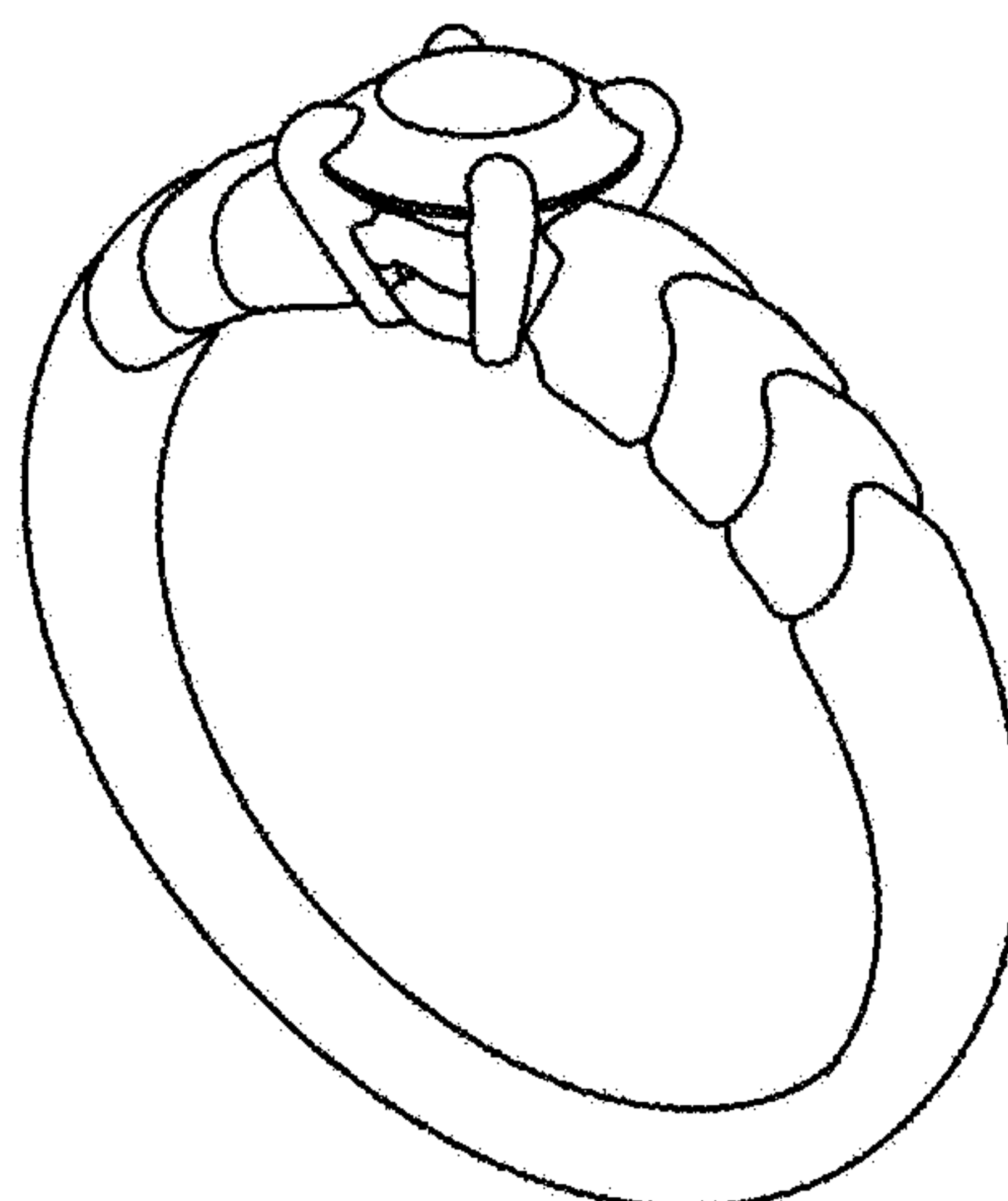
FIG. 4 is a right side view thereof.

FIG. 5 is a rear view thereof.

FIG. 6 is a bottom view thereof; and,

FIG. 7 is a top view thereof.

1 Claim, 7 Drawing Sheets



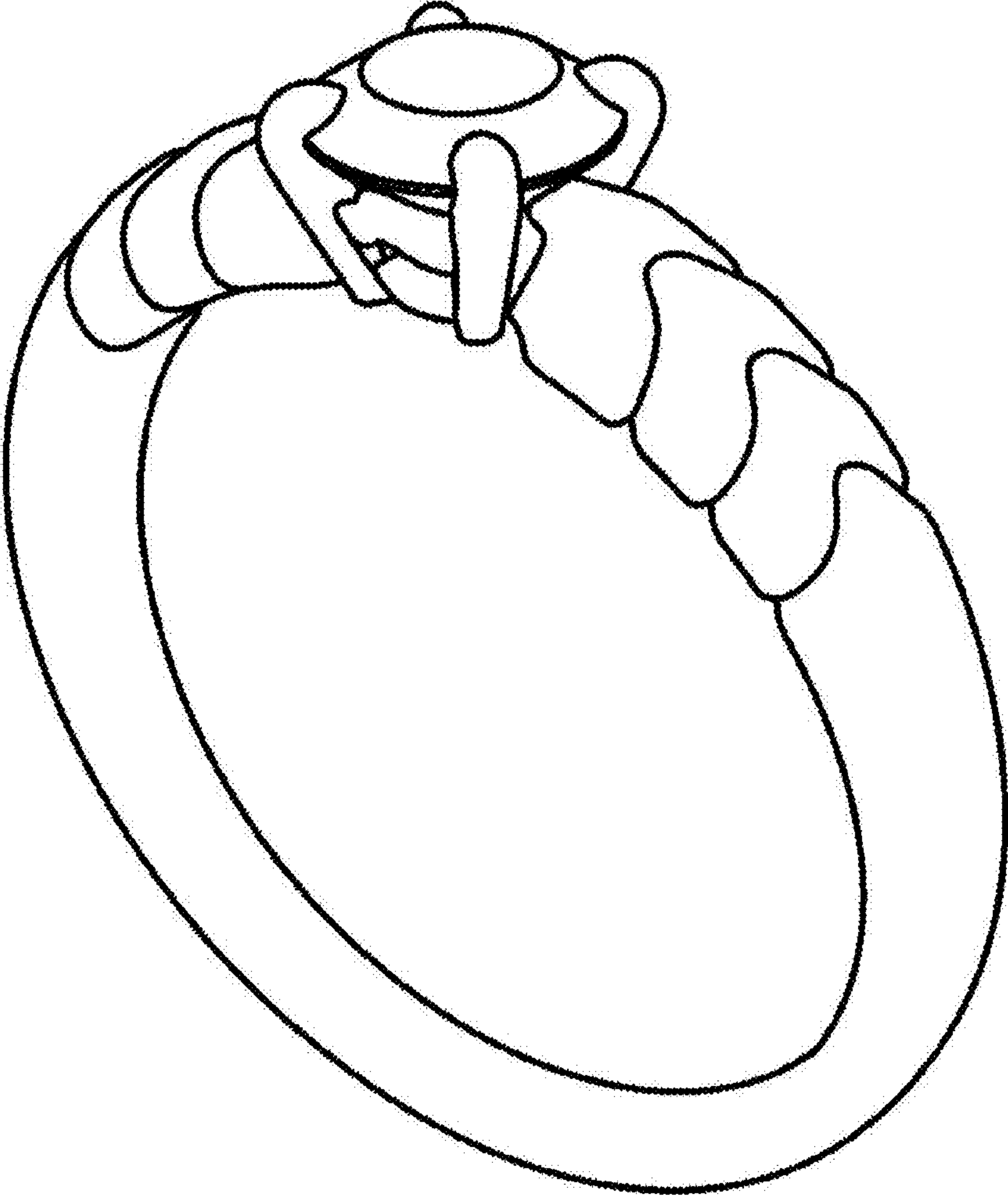


FIG. 1

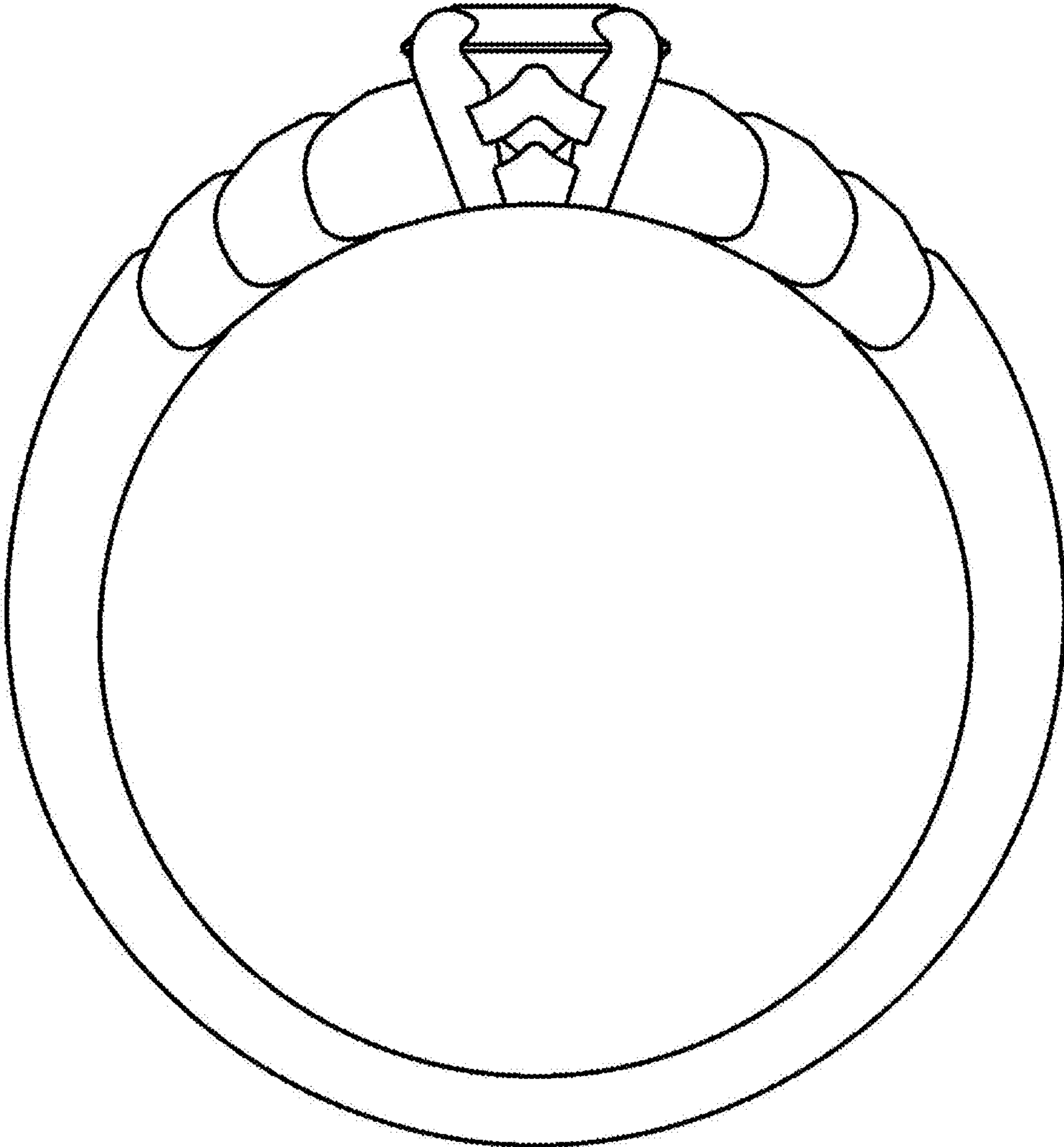


FIG. 2

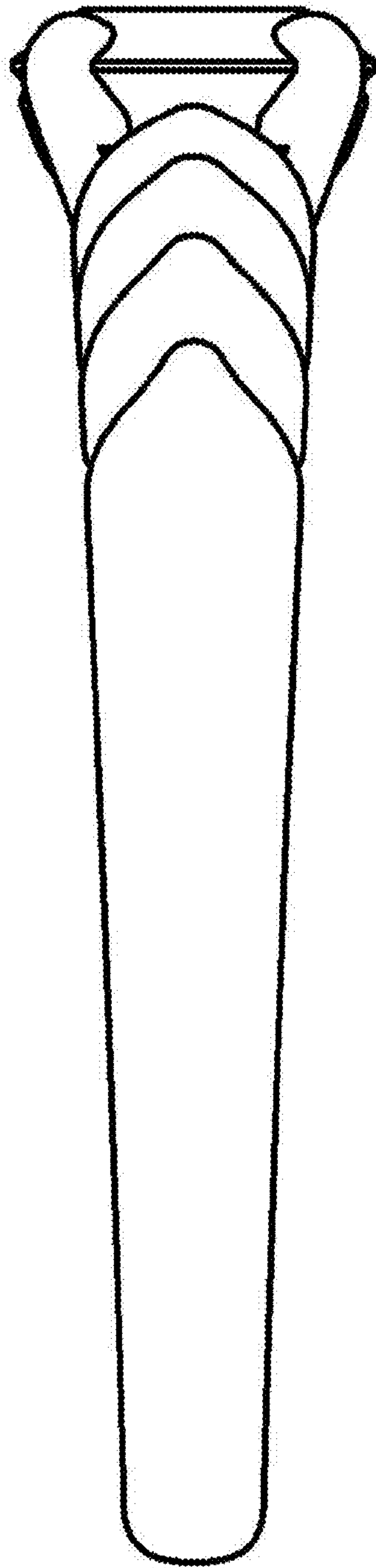


FIG. 3

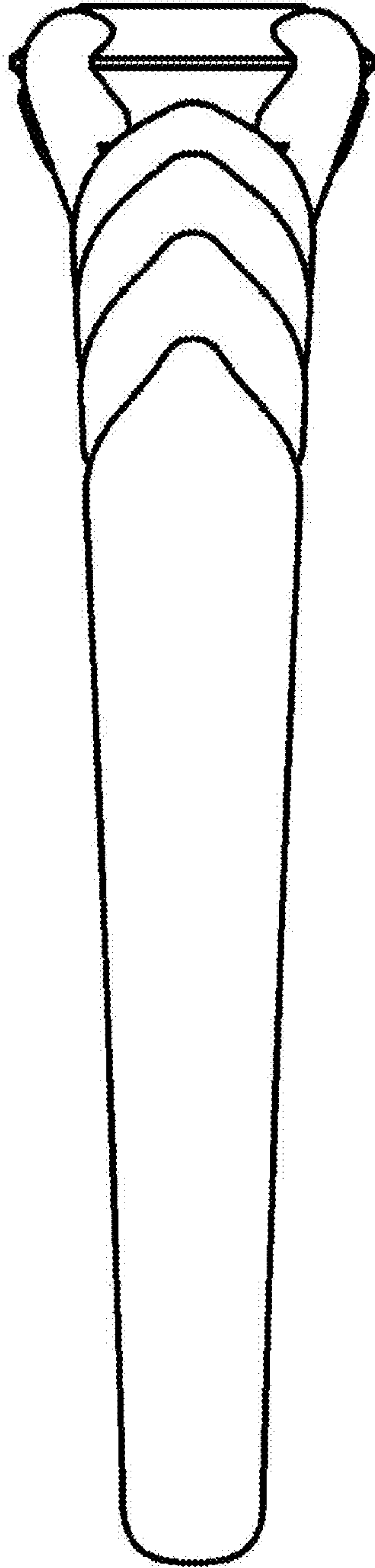


FIG. 4

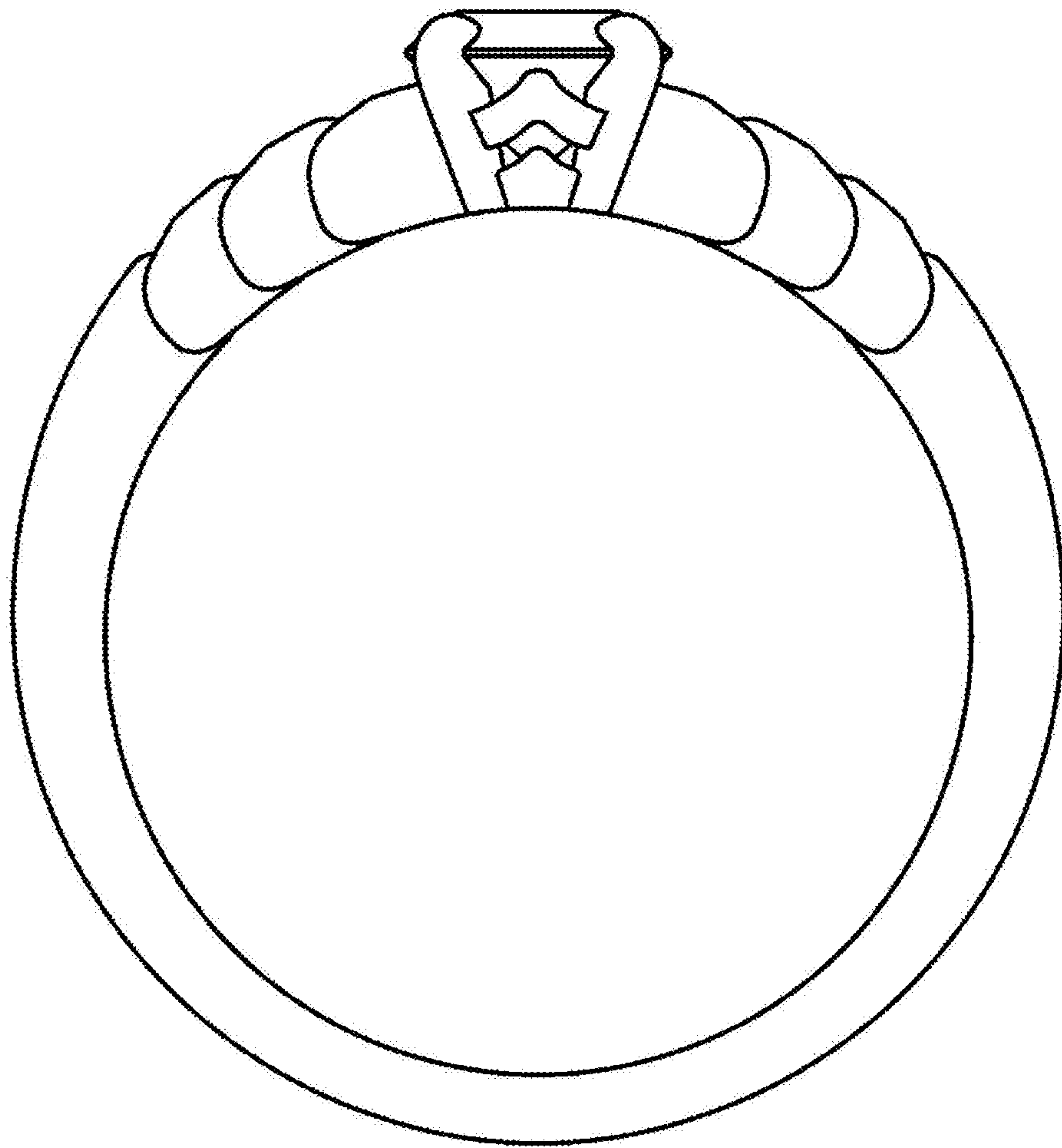


FIG. 5

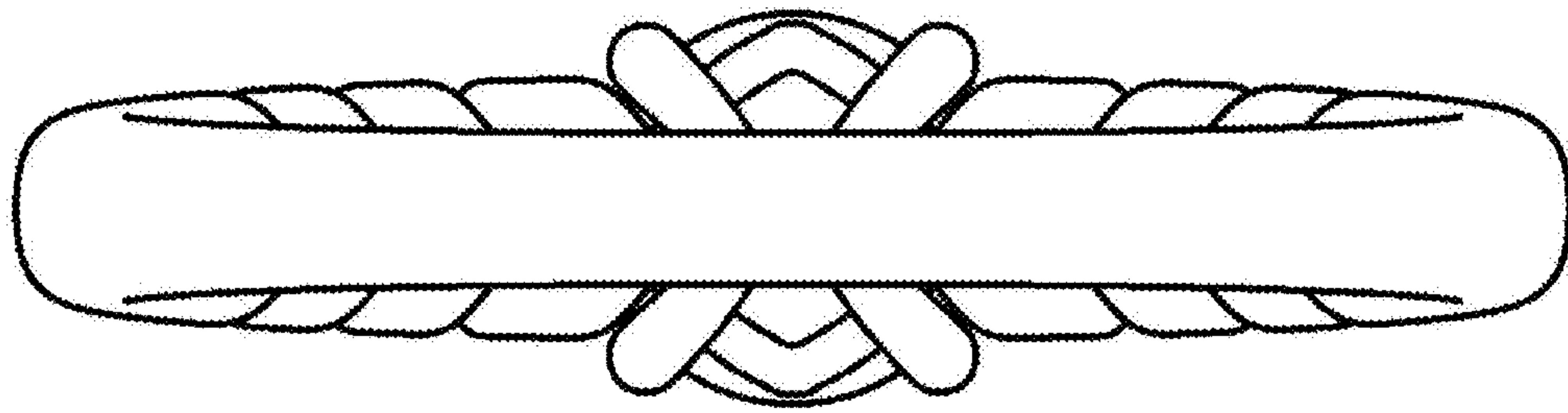


FIG. 6




FIG. 7