



US00D780025S

(12) **United States Design Patent** (10) **Patent No.:** **US D780,025 S**
Yatsugi-Kang (45) **Date of Patent:** **** Feb. 28, 2017**

(54) **RING**

(71) Applicant: **HARRY WINSTON SA,**
Plan-les-Ouates (CH)
(72) Inventor: **Rie Yatsugi-Kang,** Cresskill, NJ (US)
(73) Assignee: **HARRY WINSTON SA,**
Plan-les-Ouates (CH)
(**) Term: **15 Years**

D135,780 S * 6/1943 Levy D11/40
D176,266 S * 12/1955 Katz D11/34
D206,587 S * 1/1967 Nathanson D11/67
D327,660 S * 7/1992 Waugh D11/26
D622,173 S * 8/2010 Blad D11/40
D676,169 S * 2/2013 Dholakiya D26/34
D702,585 S * 4/2014 Pasquetti D11/34
D716,683 S * 11/2014 Wolf D11/79
D727,200 S * 4/2015 Kwon D11/34
D747,663 S * 1/2016 Yatsugi-Kang D11/34
D747,664 S * 1/2016 Yatsugi-Kang D11/34
D753,013 S * 4/2016 Riviere D11/79

(Continued)

(21) Appl. No.: **29/539,518**

(22) Filed: **Sep. 15, 2015**

(30) **Foreign Application Priority Data**

Mar. 16, 2015 (WO) DM/085885

(51) **LOC (10) Cl.** **11-01**

(52) **U.S. Cl.**
USPC **D11/34**

(58) **Field of Classification Search**
USPC D11/1, 2, 3, 4, 5, 26-39, 91, 92, 66, 67, 68
CPC A44C 5/00; A44C 5/0007; A44C 5/0015;
A44C 5/003; A44C 5/053; A44C 9/00;
A44C 9/0007; A44C 9/001; A44C
9/0023; A44C 9/003; A44C 9/0038; A44C
9/0046; A44C 9/0053; A44C 9/0061;
A44C 9/0069; A44C 9/0076; A44C
9/0092; A44C 17/0258; A44C 17/0266;
A44C 17/0275; A44C 17/0283; A44C
17/02; A44C 17/0208; A44C 17/0216;
A44C 17/0225; A44C 17/0233; A44C
17/0241; A44C 17/025; A44C 17/0291
See application file for complete search history.

(56) **References Cited**

U.S. PATENT DOCUMENTS

256,063 A * 4/1882 Smith A44C 17/02
63/12
D76,691 S * 10/1928 Lee D11/35

OTHER PUBLICATIONS

[Online] "A Fine Sapphire and Diamond Ring by Harry Winston."
http://www.christies.com/lotfinderimages/d56786/a_fine_sapphire_and_diamond_ring_by_harry_winston_d5678610h.jpg.
Retrieved Jul. 20, 2016.*

(Continued)

Primary Examiner — Melanie Pellegrini
(74) *Attorney, Agent, or Firm* — Donald J. Ranft; Collen IP

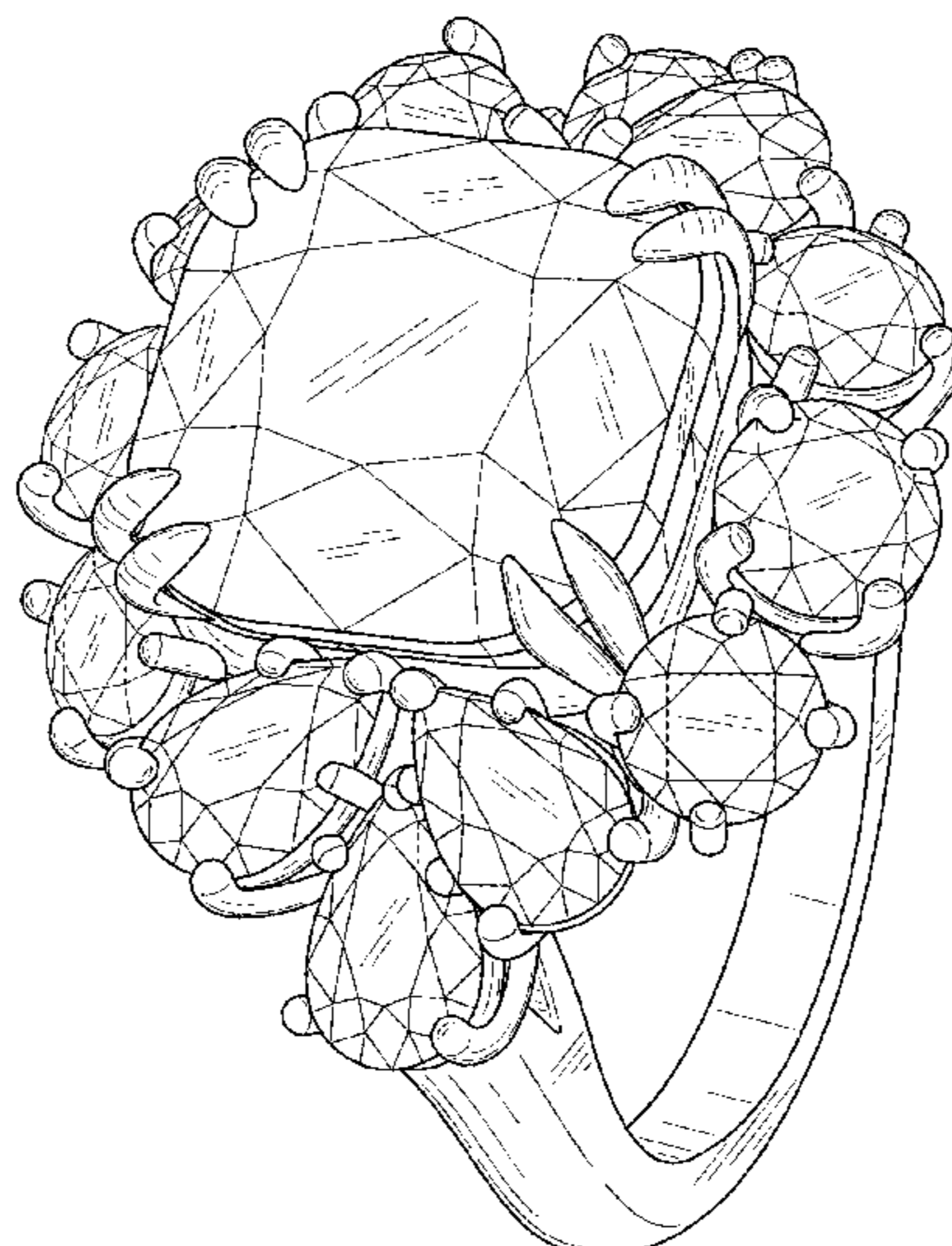
(57) **CLAIM**

The ornamental design for a ring, as shown.

DESCRIPTION

FIG. 1 is a front right perspective view of a ring showing my new design;
FIG. 2 is a rear left perspective view thereof;
FIG. 3 is a front view thereof;
FIG. 4 is a rear view thereof;
FIG. 5 is a left side view thereof;
FIG. 6 is a right side view thereof;
FIG. 7 is a top view thereof; and,
FIG. 8 is a bottom view thereof.

1 Claim, 7 Drawing Sheets



(56)

References Cited

U.S. PATENT DOCUMENTS

D753,530 S * 4/2016 Riviere D11/34
D759,534 S * 6/2016 Riviere D11/34
2009/0235689 A1* 9/2009 Slowinski A44C 17/046
63/15
2011/0179826 A1* 7/2011 Nhaissi A44C 17/046
63/15.45

OTHER PUBLICATIONS

[Online] http://www.harrywinston.com/sites/default/files/jewelry-img/RGRMRD040RF-060-317067-blue-11_Masked.png.

Retrieved Jul. 20, 2016.*

[Online] <http://p9.storage.canalblog.com/94/34/119589/108695026.jpg>. Retrieved Jul. 20, 2016.*

[Online] <https://www.pinterest.com/pin/36873290677066478/>. Retrieved Jul. 20, 2016.*

* cited by examiner

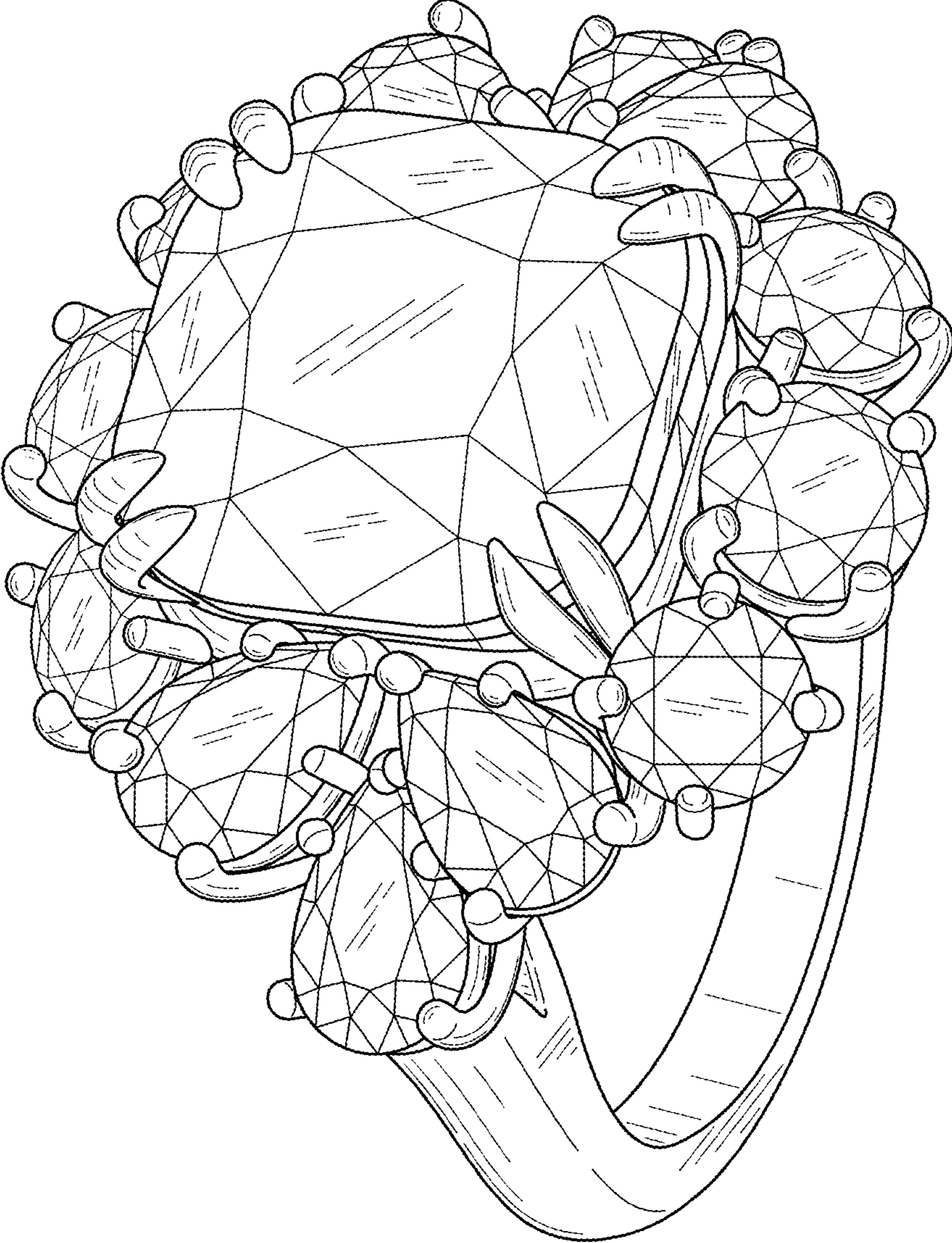


FIG. 1

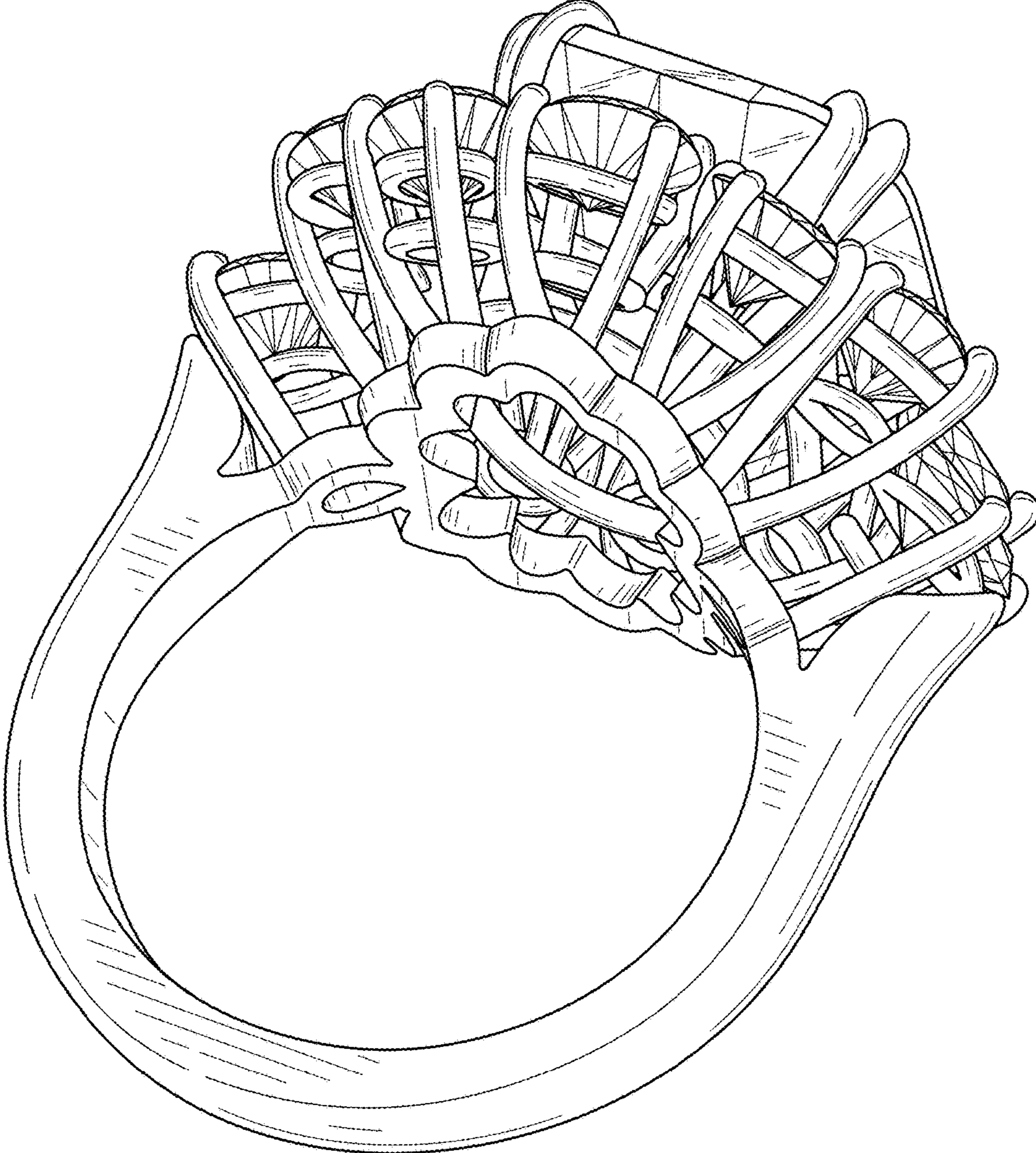


FIG. 2

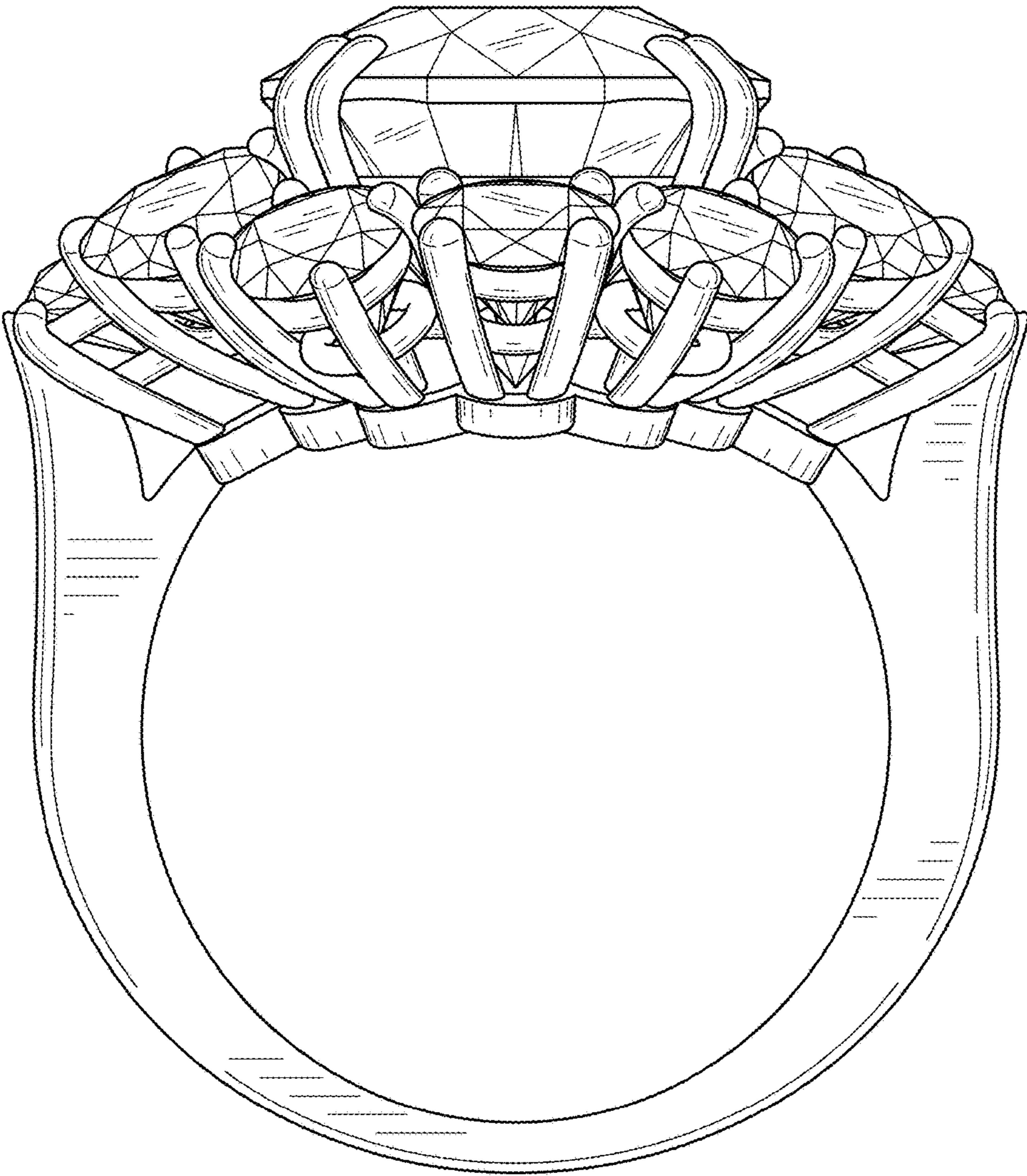


FIG. 3

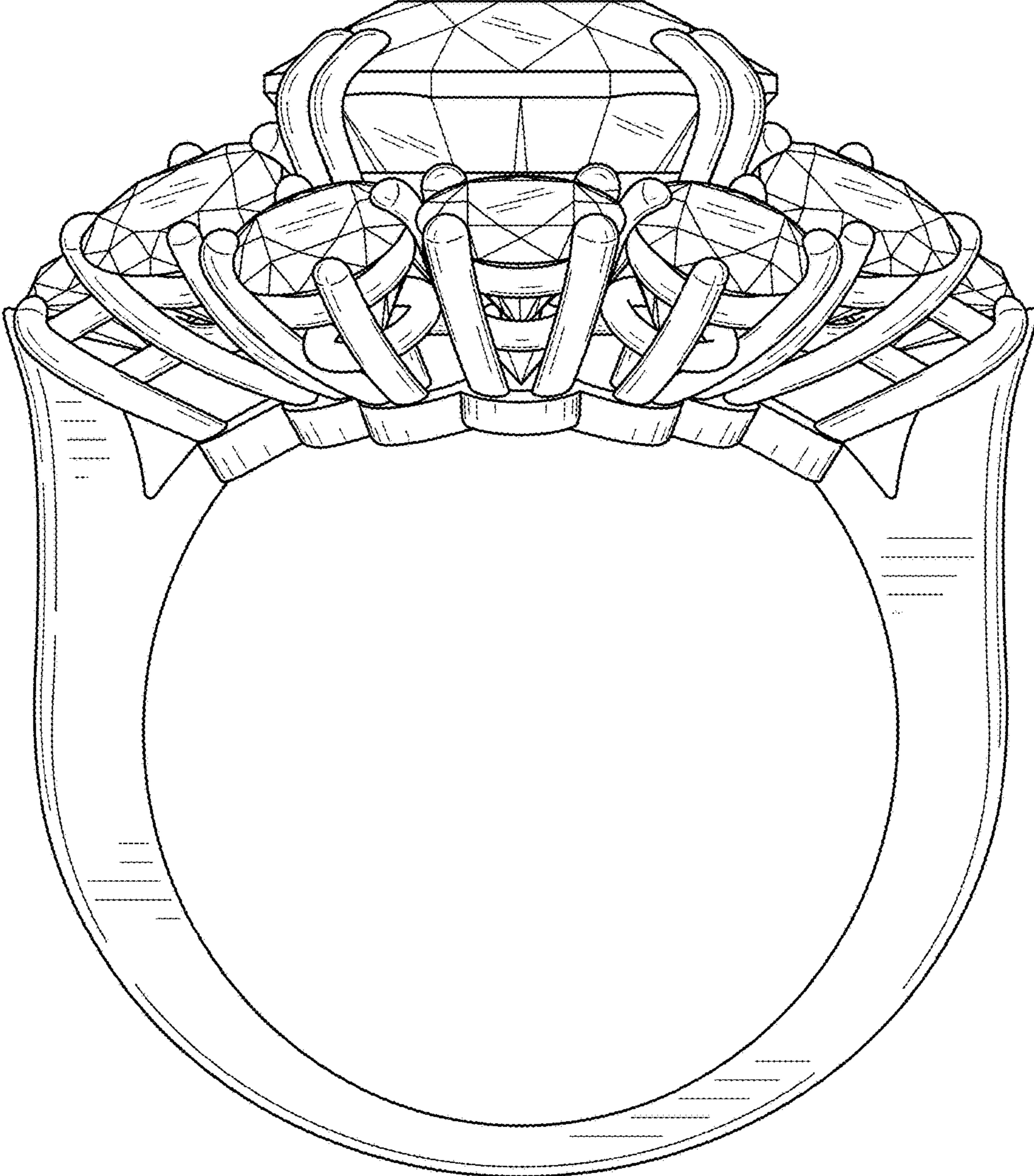


FIG. 4

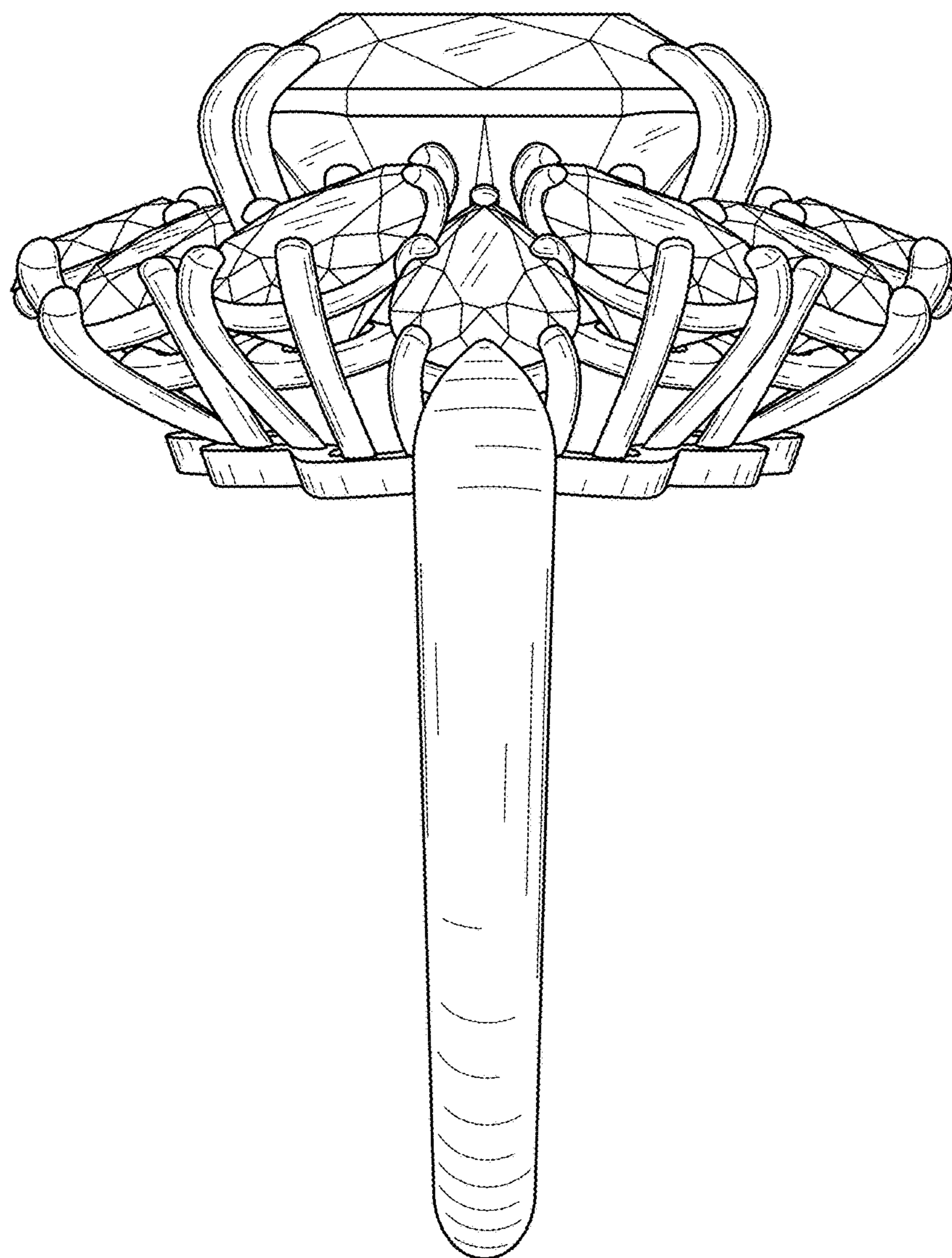


FIG. 5

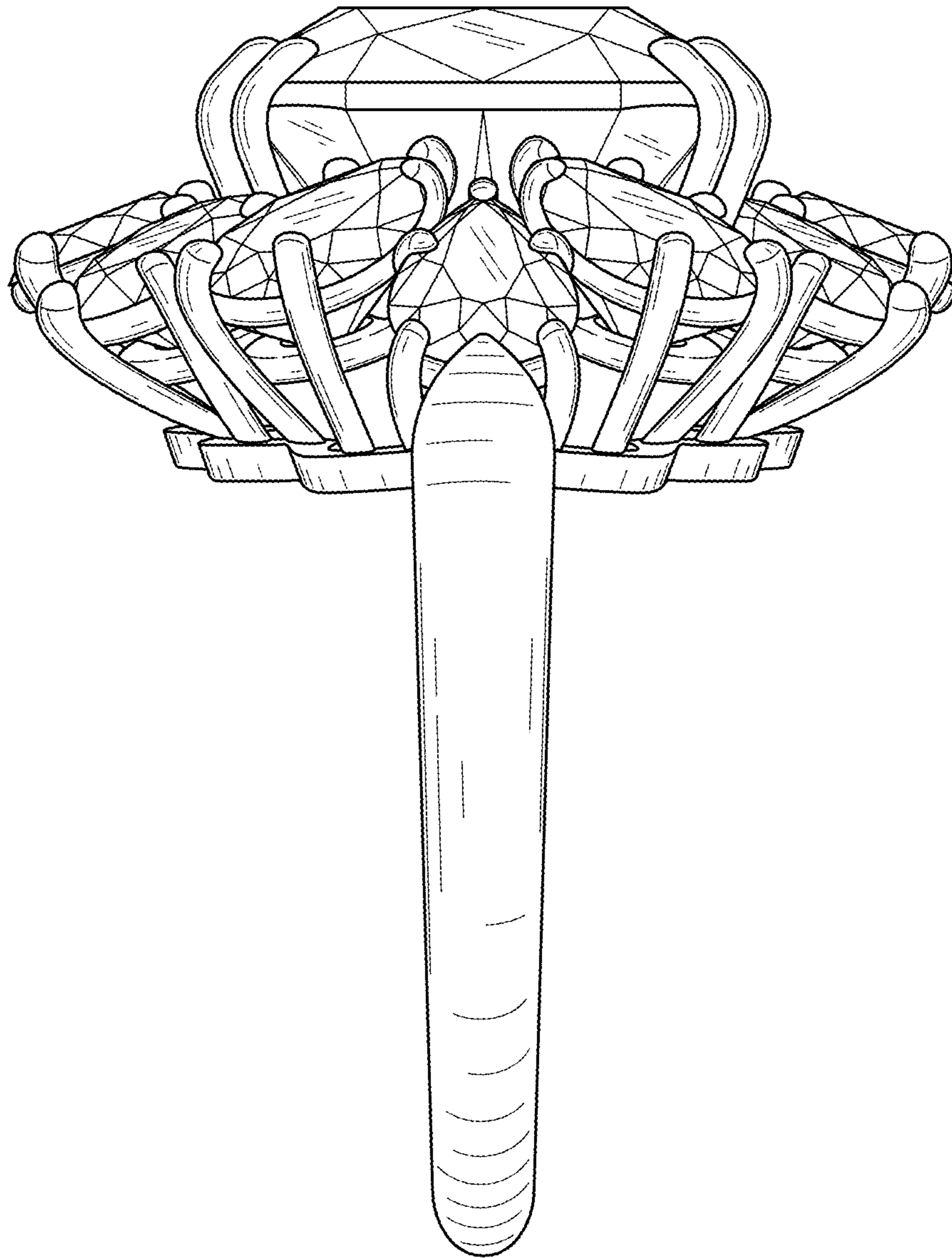


FIG. 6




FIG. 7




FIG. 8