



US00D780023S

(12) **United States Design Patent**
Yatsugi-Kang

(10) **Patent No.:** **US D780,023 S**
(45) **Date of Patent:** **** Feb. 28, 2017**

(54) **RING**
(71) Applicant: **HARRY WINSTON SA,**
Plan-les-Ouates (CH)
(72) Inventor: **Rie Yatsugi-Kang,** Cresskill, NJ (US)
(73) Assignee: **HARRY WINSTON SA,**
Plan-les-Ouates (CH)
(**) Term: **15 Years**

D176,266 S *	12/1955	Katzz	D11/34
D248,286 S *	6/1978	Barr	D11/33
D727,200 S *	4/2015	Kwon	D11/34
D743,831 S *	11/2015	Yatsugi-Kang	D11/34
D747,663 S *	1/2016	Yatsugi-Kang	D11/34
D747,664 S *	1/2016	Yatsugi-Kang	D11/34
D747,666 S *	1/2016	Yatsugi-Kang	D11/43
D753,530 S *	4/2016	Riviere	D11/34
D759,534 S *	6/2016	Riviere	D11/34
D760,617 S *	7/2016	Kwon	D11/34
D763,720 S *	8/2016	Yatsugi-Kang	D11/40

(21) Appl. No.: **29/538,271**
(22) Filed: **Sep. 2, 2015**

(30) **Foreign Application Priority Data**

Mar. 3, 2015 (WO) DM/085 759

(51) **LOC (10) Cl.** **11-01**
(52) **U.S. Cl.**
USPC **D11/34**

(58) **Field of Classification Search**

USPC D11/1, 2, 3, 4, 5, 26-39, 91, 92, 66, 67, 68
CPC A44C 5/00; A44C 5/0007; A44C 5/0015;
A44C 5/003; A44C 5/053; A44C 9/00;
A44C 9/0007; A44C 9/001; A44C
9/0023; A44C 9/003; A44C 9/0038; A44C
9/0046; A44C 9/0053; A44C 9/0061;
A44C 9/0069; A44C 9/0076; A44C
9/0092; A44C 17/0258; A44C 17/0266;
A44C 17/0275; A44C 17/0283; A44C
17/02; A44C 17/0208; A44C 17/0216;
A44C 17/0225; A44C 17/0233; A44C
17/0241; A44C 17/025; A44C 17/0291

See application file for complete search history.

(56) **References Cited**

U.S. PATENT DOCUMENTS

D76,691 S * 10/1928 Lee D11/35
D110,293 S * 6/1938 Philippe D11/67

OTHER PUBLICATIONS

[Online] "Lotus Cluster by Harry Wintson, Small Diamond Ring."
<http://www.harrywinston.com/en/lotus-cluster-harry-winston-small-diamond-ring>.*

* cited by examiner

Primary Examiner — Melanie Pellegrini

(74) *Attorney, Agent, or Firm* — Donald J. Ranft; Collen IP

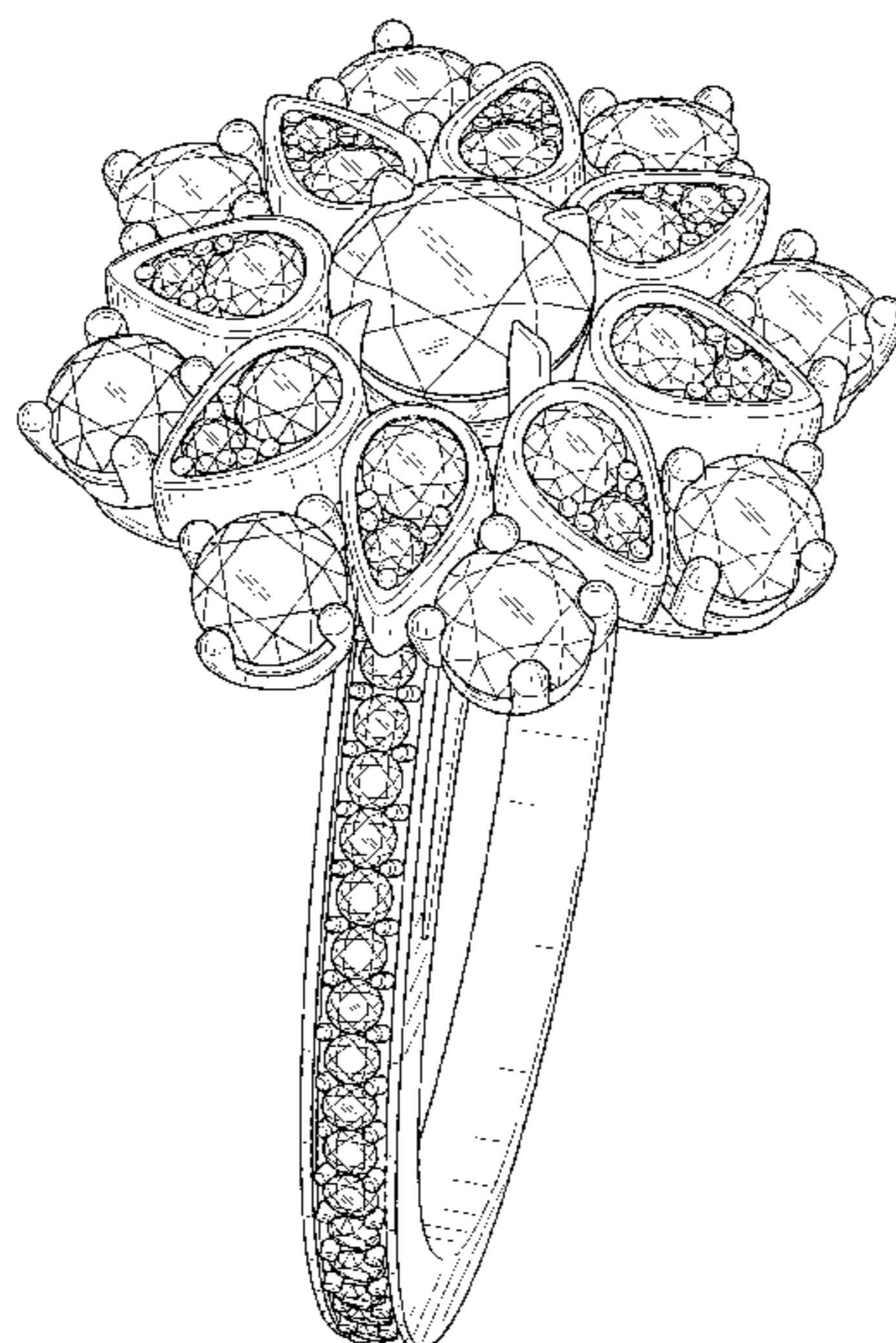
(57) **CLAIM**

The ornamental design for ring, as shown and described.

DESCRIPTION

FIG. 1 is a front right perspective view of a ring showing my new design;
FIG. 2 is a rear left perspective view thereof;
FIG. 3 is a front view thereof;
FIG. 4 is a rear view thereof;
FIG. 5 is a left side view thereof;
FIG. 6 is a right side view thereof;
FIG. 7 is a top view thereof; and,
FIG. 8 is a bottom view thereof.
The portions of the ring shown in broken lines form no part of the claimed design.

1 Claim, 7 Drawing Sheets



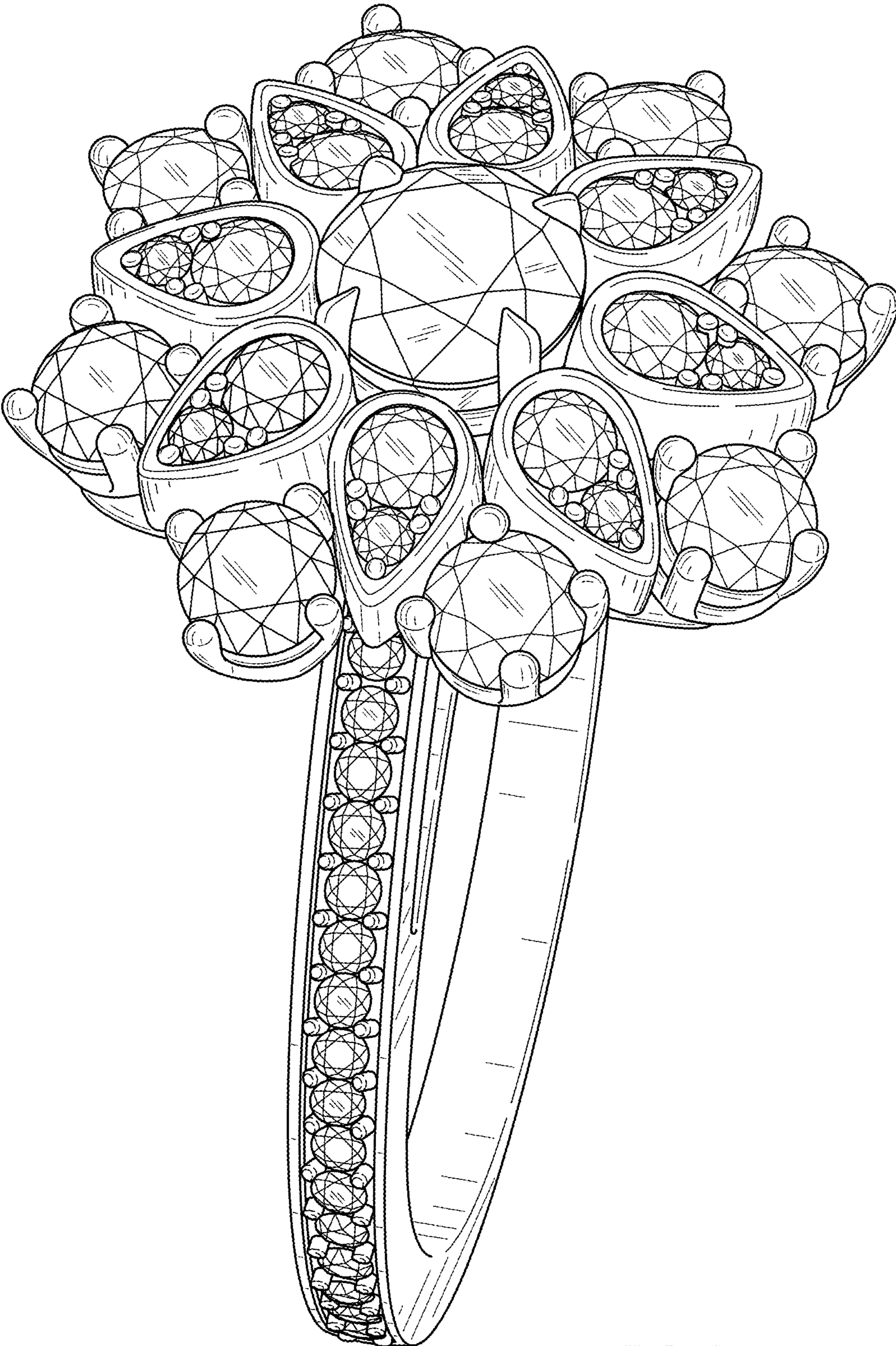


FIG. 1




FIG. 2

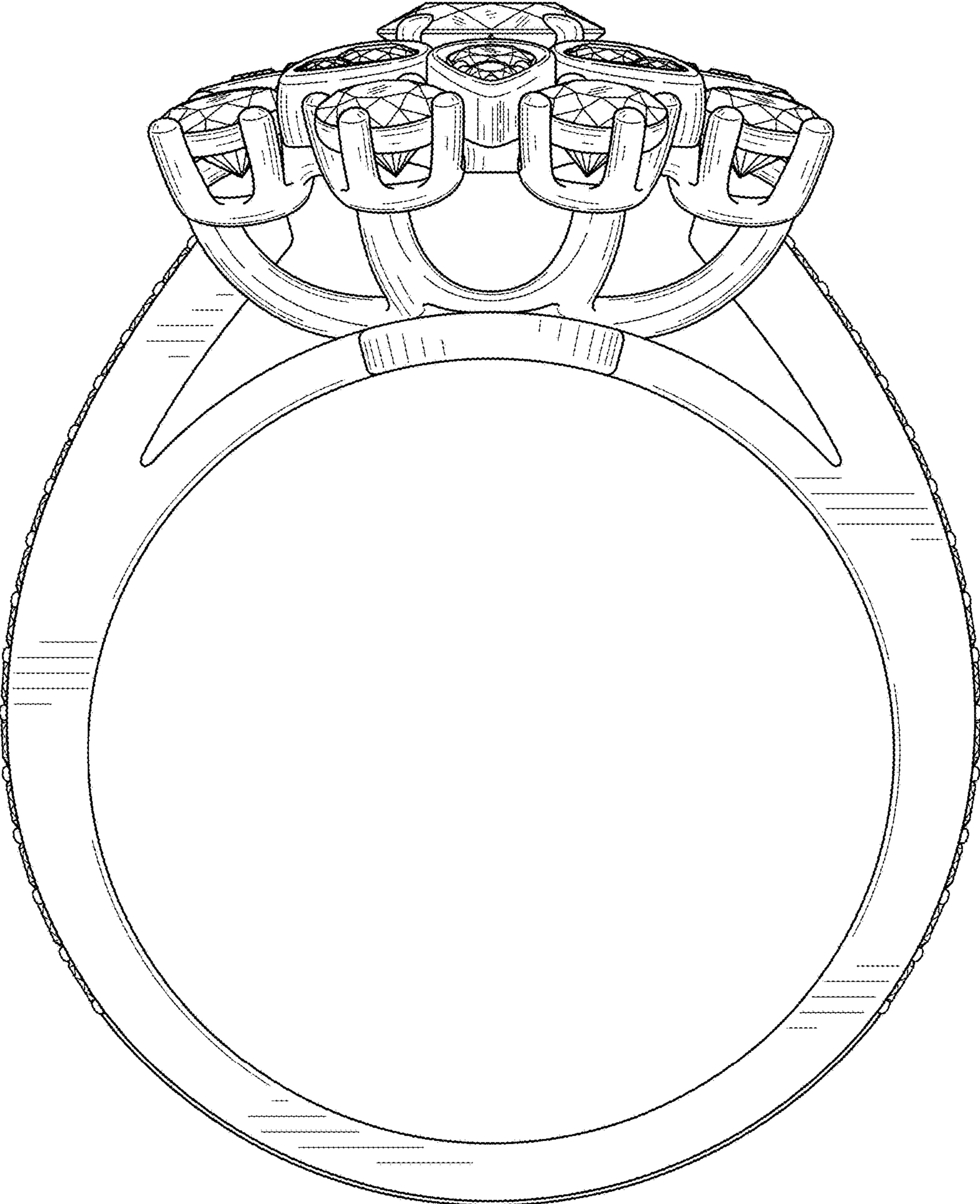


FIG. 3

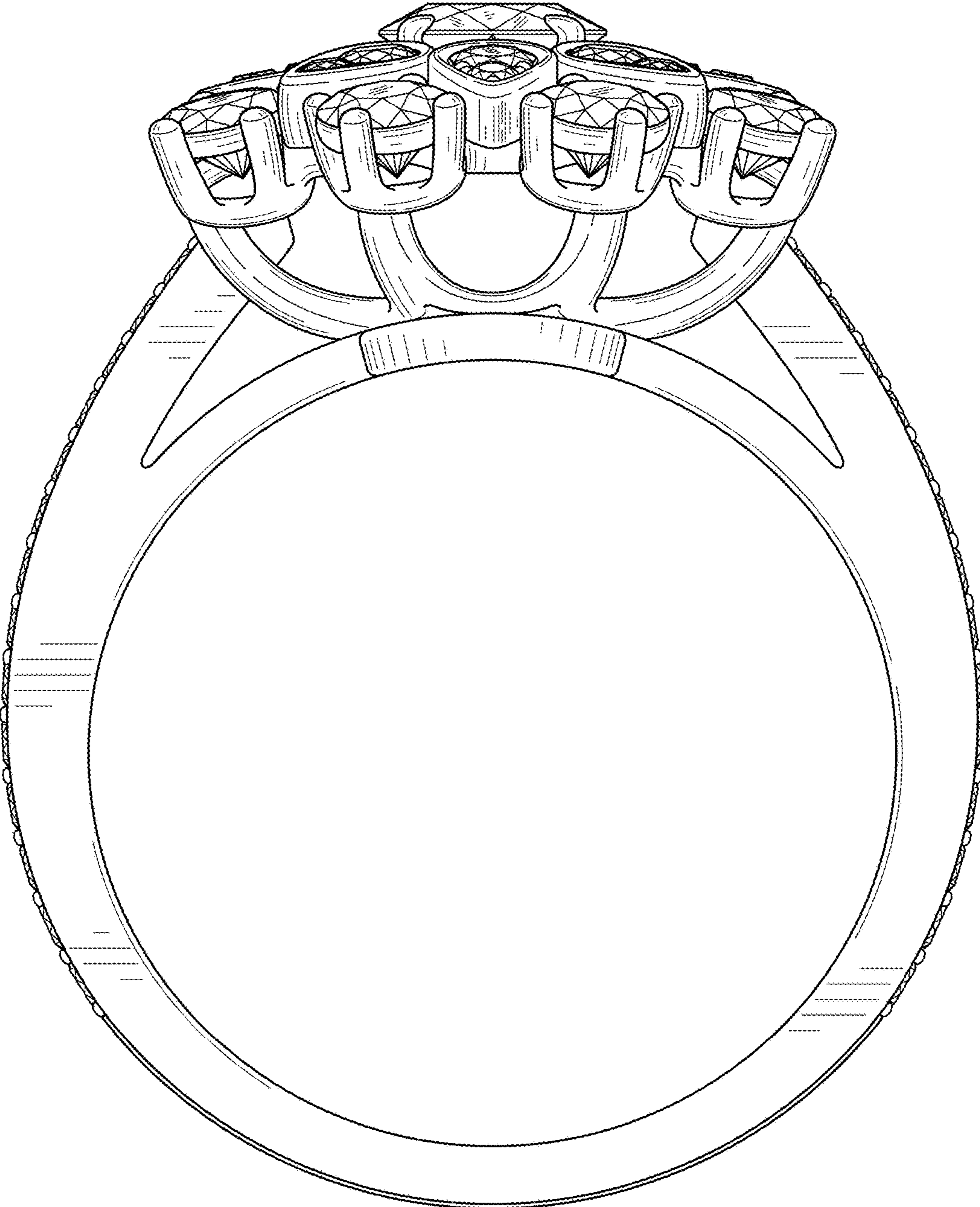


FIG. 4

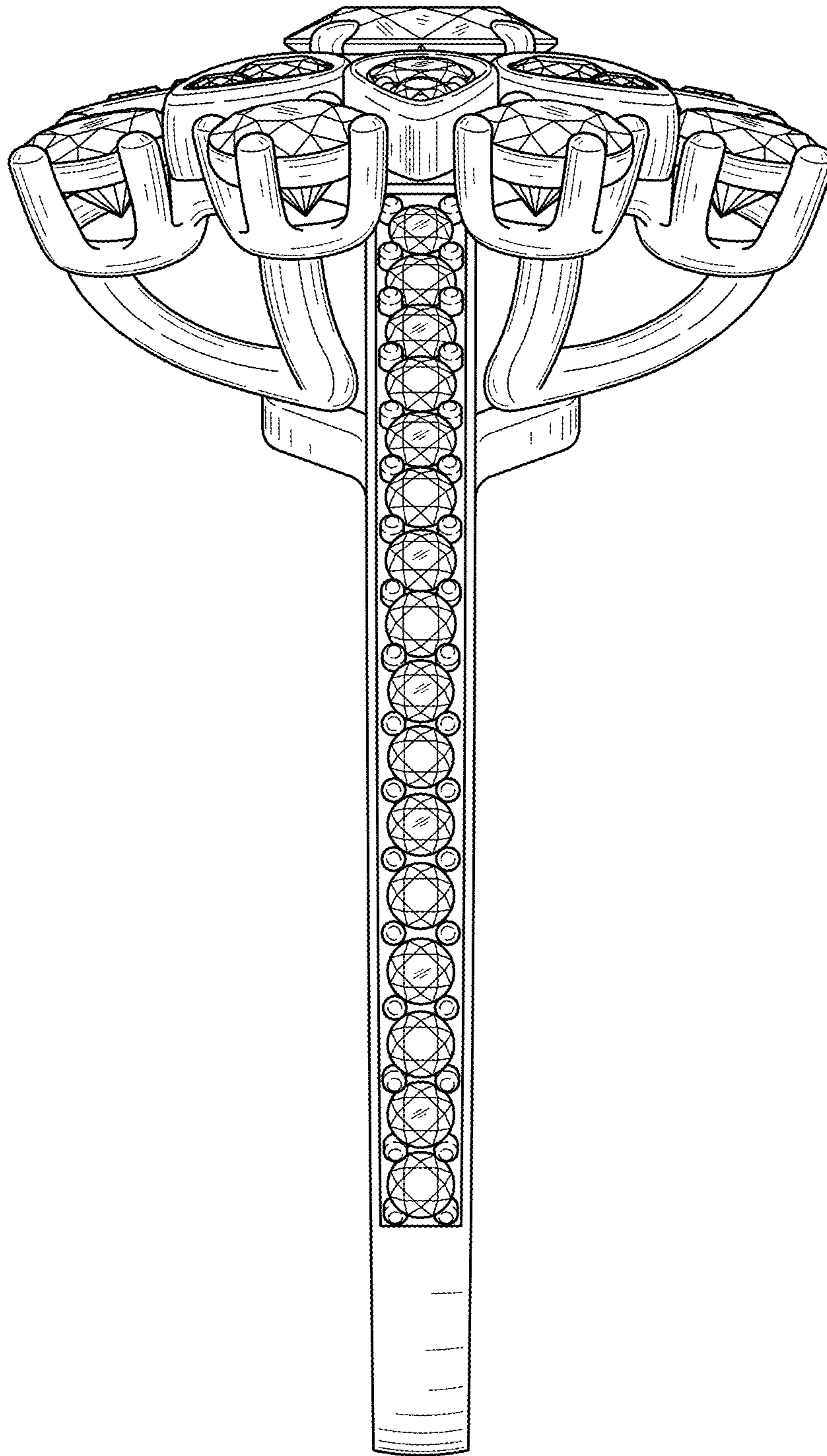


FIG. 5

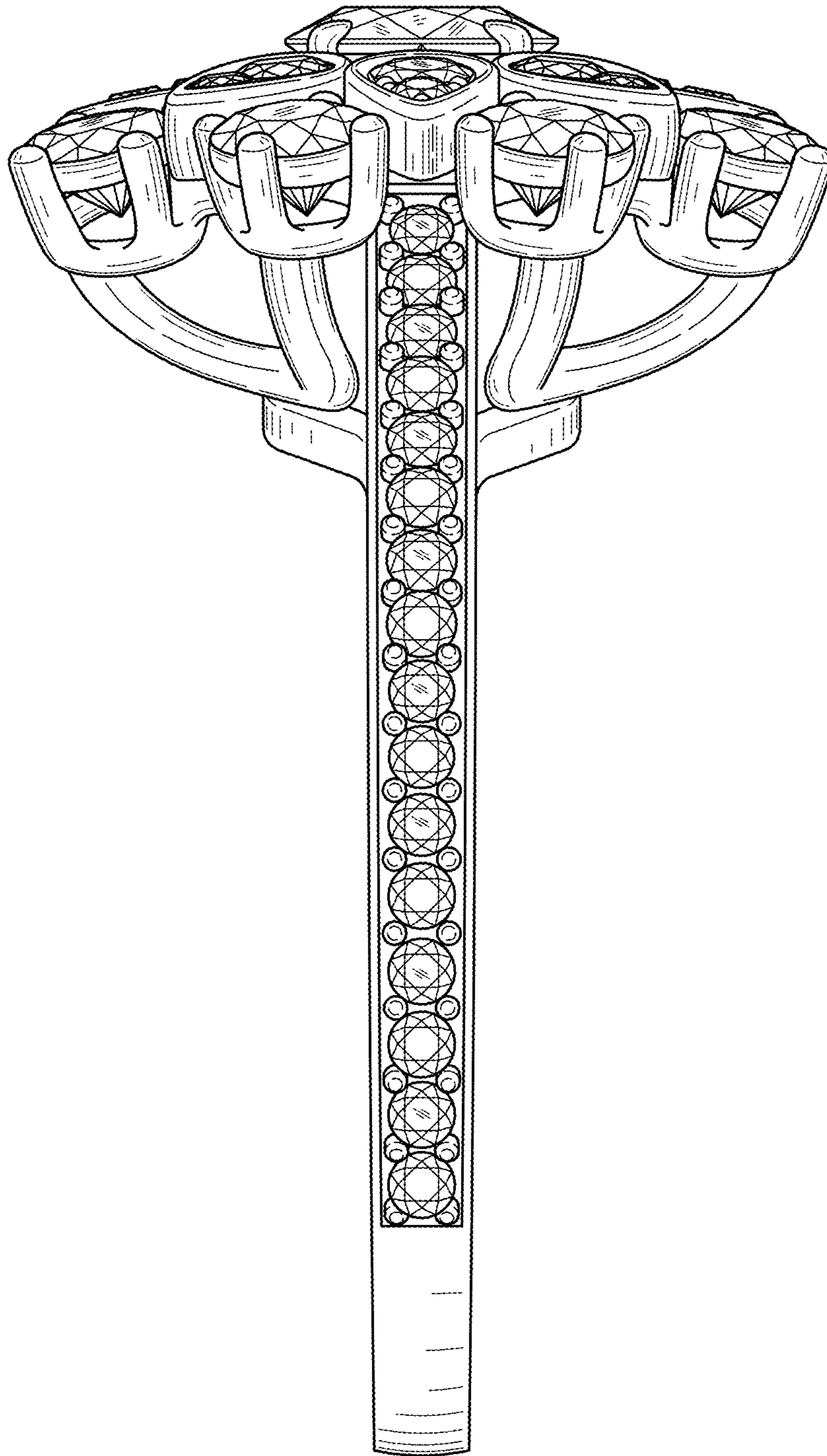


FIG. 6




FIG. 7

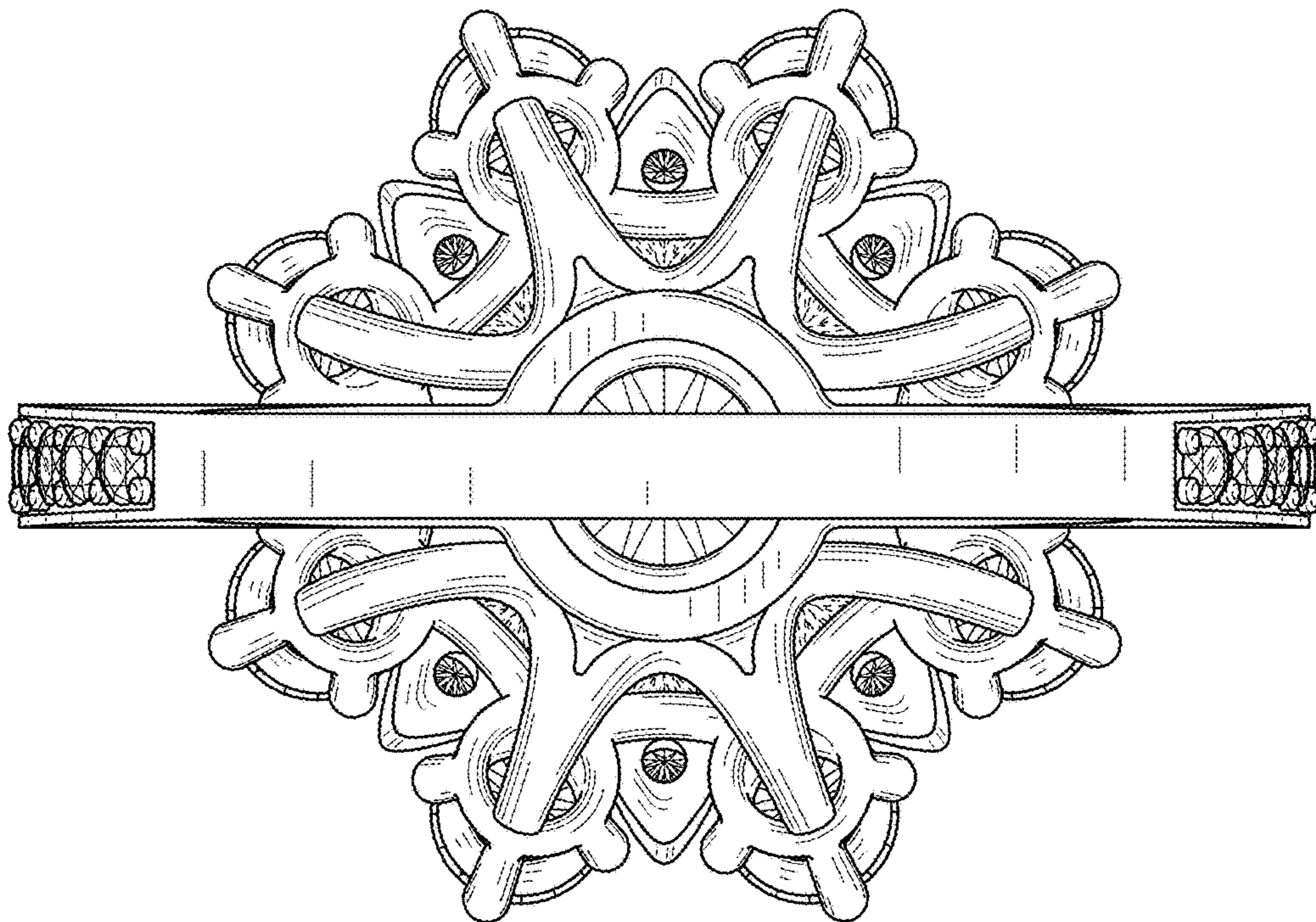


FIG. 8