



US00D780020S

(12) **United States Design Patent** (10) **Patent No.:** **US D780,020 S**
Rivière (45) **Date of Patent:** **** Feb. 28, 2017**

(54) **RING**

(71) Applicant: **HARRY WINSTON SA,**
Plan-les-Ouates (CH)

(72) Inventor: **Dominique Rivière,** New York, NY
(US)

(73) Assignee: **HARRY WINSTON SA,**
Plan-les-Ouates (CH)

(**) Term: **15 Years**

(21) Appl. No.: **29/533,588**

(22) Filed: **Jul. 20, 2015**

(30) **Foreign Application Priority Data**

Jan. 20, 2015 (WO) DM/085356

(51) **LOC (10) Cl.** **11-01**

(52) **U.S. Cl.**
USPC **D11/34**

(58) **Field of Classification Search**

USPC D11/1, 2, 3, 4, 5, 26-39, 91, 92
CPC A44C 5/00; A44C 5/0007; A44C 5/0015;
A44C 5/003; A44C 5/053; A44C 9/00;
A44C 9/0007; A44C 9/001; A44C
9/0023; A44C 9/003; A44C 9/038; A44C
9/0046; A44C 9/0053; A44C 9/0061;
A44C 9/0069; A44C 9/0076; A44C
9/0092; A44C 17/0258; A44C 17/0266;
A44C 17/0275; A44C 17/0283; A44C
17/02; A44C 17/0208; A44C 17/0216;
A44C 17/0225; A44C 17/0233; A44C
17/0241; A44C 17/025; A44C 17/0291

See application file for complete search history.

(56) **References Cited**

U.S. PATENT DOCUMENTS

D80,833 S * 4/1930 Gross D11/34
1,822,392 A * 9/1931 Esterman A44C 9/02
63/15.4

D88,984 S * 1/1933 Peterson D11/38
D329,992 S * 10/1992 Dostourian D11/26
D451,045 S * 11/2001 Ambar D11/26
D454,085 S * 3/2002 Ambar D11/29
D455,973 S * 4/2002 Ambar D11/26
D456,297 S * 4/2002 Ambar D11/26
D457,089 S * 5/2002 Mistretta D11/26
D464,902 S * 10/2002 Ambar D11/34
D489,022 S * 4/2004 Riggio D11/38
D659,045 S * 5/2012 Fillon D11/34

(Continued)

OTHER PUBLICATIONS

[Online] "Harry Winston New Wedding Bands." <http://www.arabianknightonline.com/source/news/2015/5/30/Harry-Winston-New-Wedding-Bands.jpg>. Posted online May 30, 2015. Retrieved Jul. 5, 2016.*

(Continued)

Primary Examiner — Melanie Pellegrini

(74) *Attorney, Agent, or Firm* — Donald J. Ranft; Kristen A. Mogavero; Collen IP

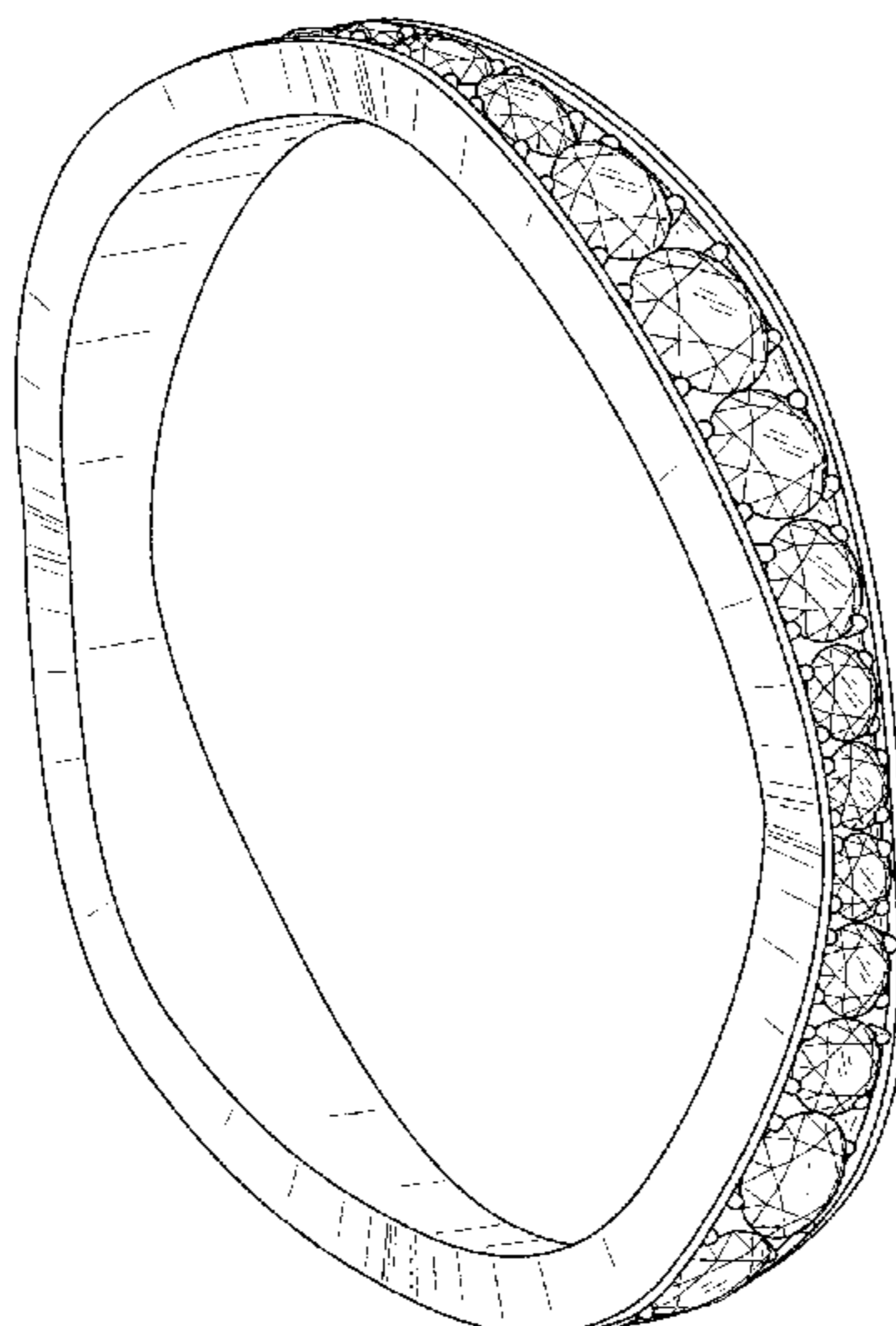
(57) **CLAIM**

The ornamental design for a ring, as shown.

DESCRIPTION

FIG. 1 is a front right perspective view of a ring showing my new design;
FIG. 2 is a front view thereof;
FIG. 3 is a rear view thereof;
FIG. 4 is a left side view thereof;
FIG. 5 is a right side view thereof;
FIG. 6 is a top view thereof;
FIG. 7 is a bottom view thereof; and,
FIG. 8 is a rear left perspective view thereof.

1 Claim, 5 Drawing Sheets



(56)

References Cited

U.S. PATENT DOCUMENTS

2007/0137250 A1* 6/2007 Kohl A44C 9/00
63/15.6

OTHER PUBLICATIONS

[Online] "Bony Levy Stackable Wavy Diamond Ring." http://g.nordstromimage.com/ImageGallery/store/product/Zoom/19/_9374159.jpg. Retrieved Jul. 5, 2016.*

* cited by examiner

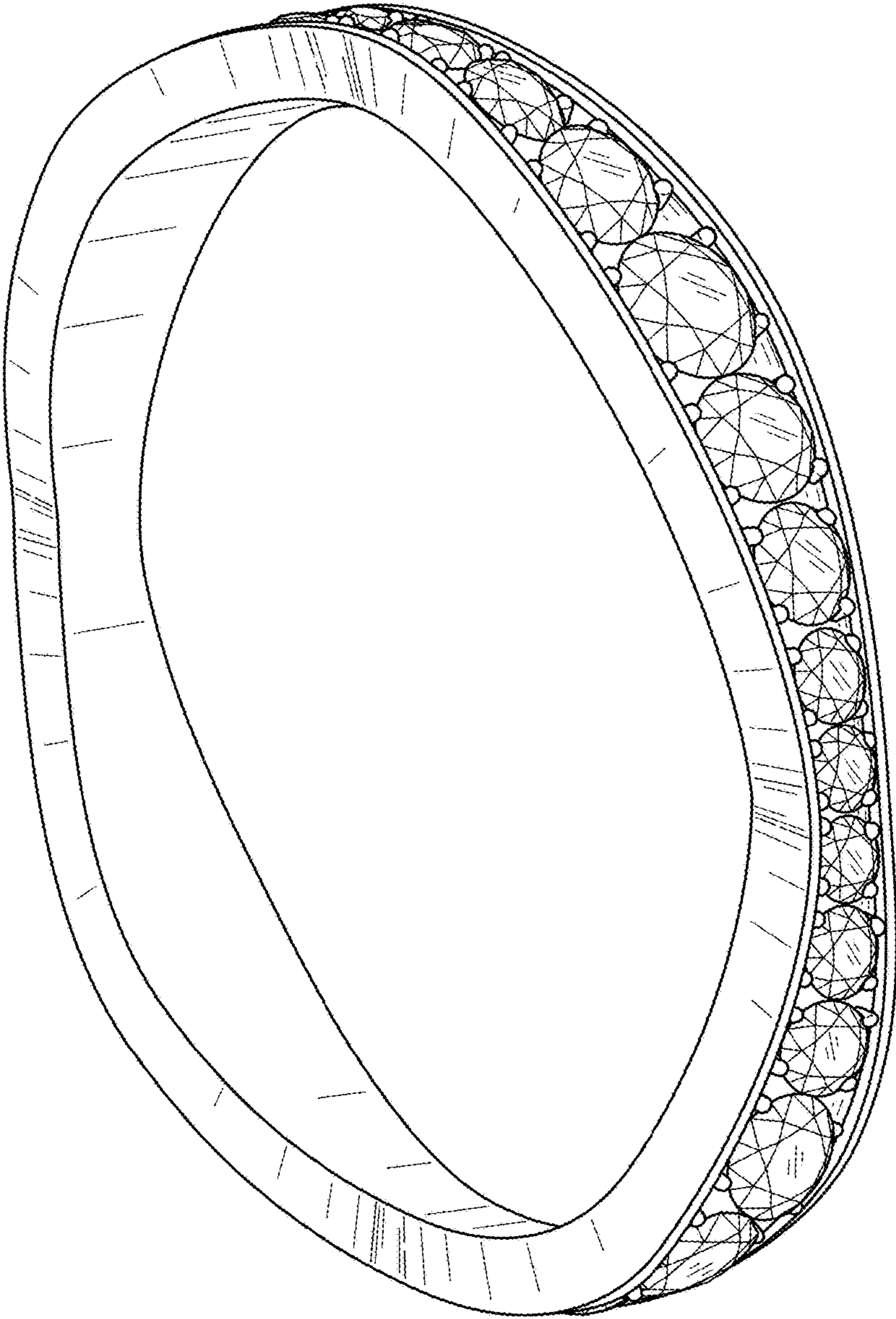


FIG. 1

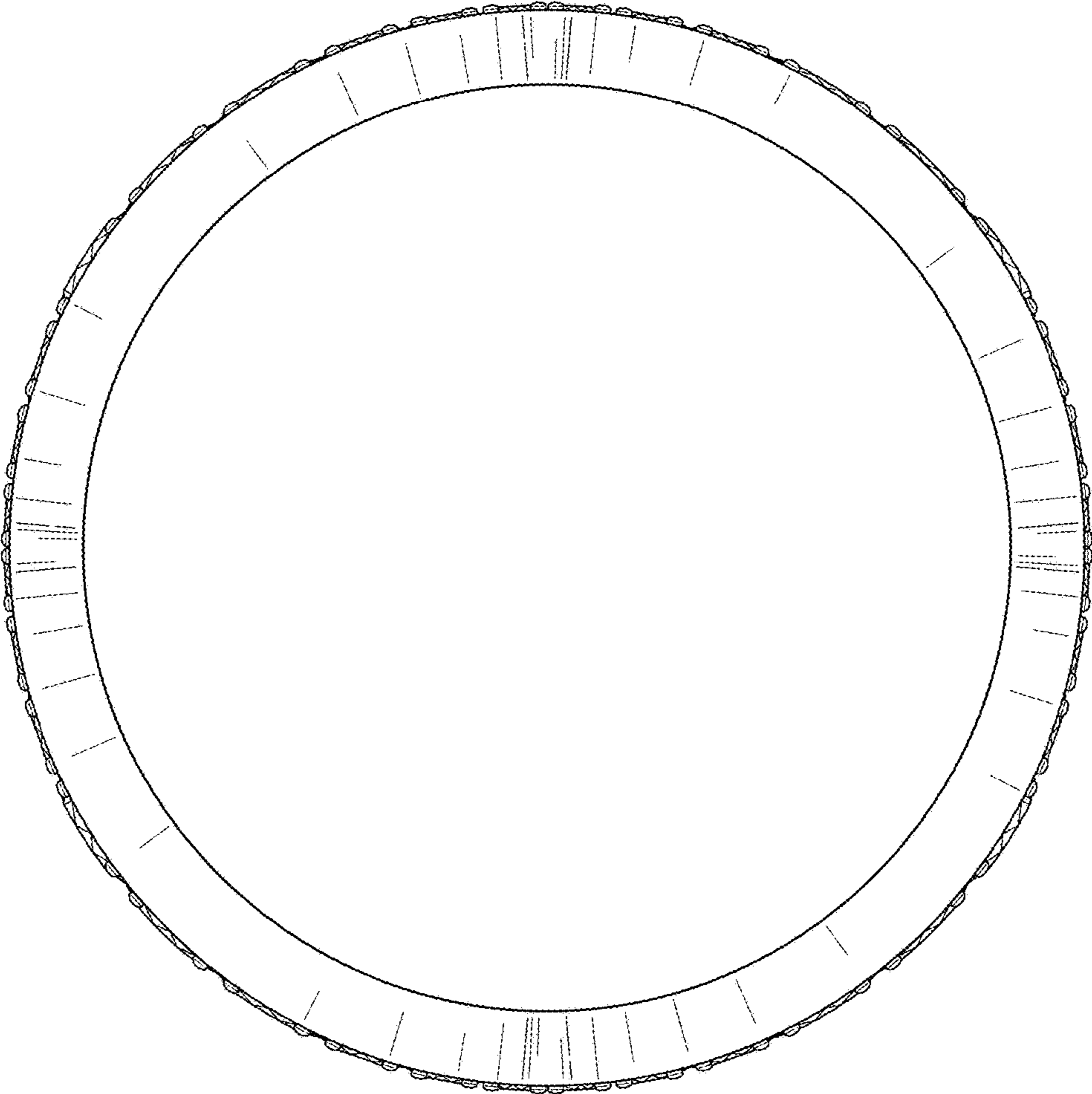


FIG. 2

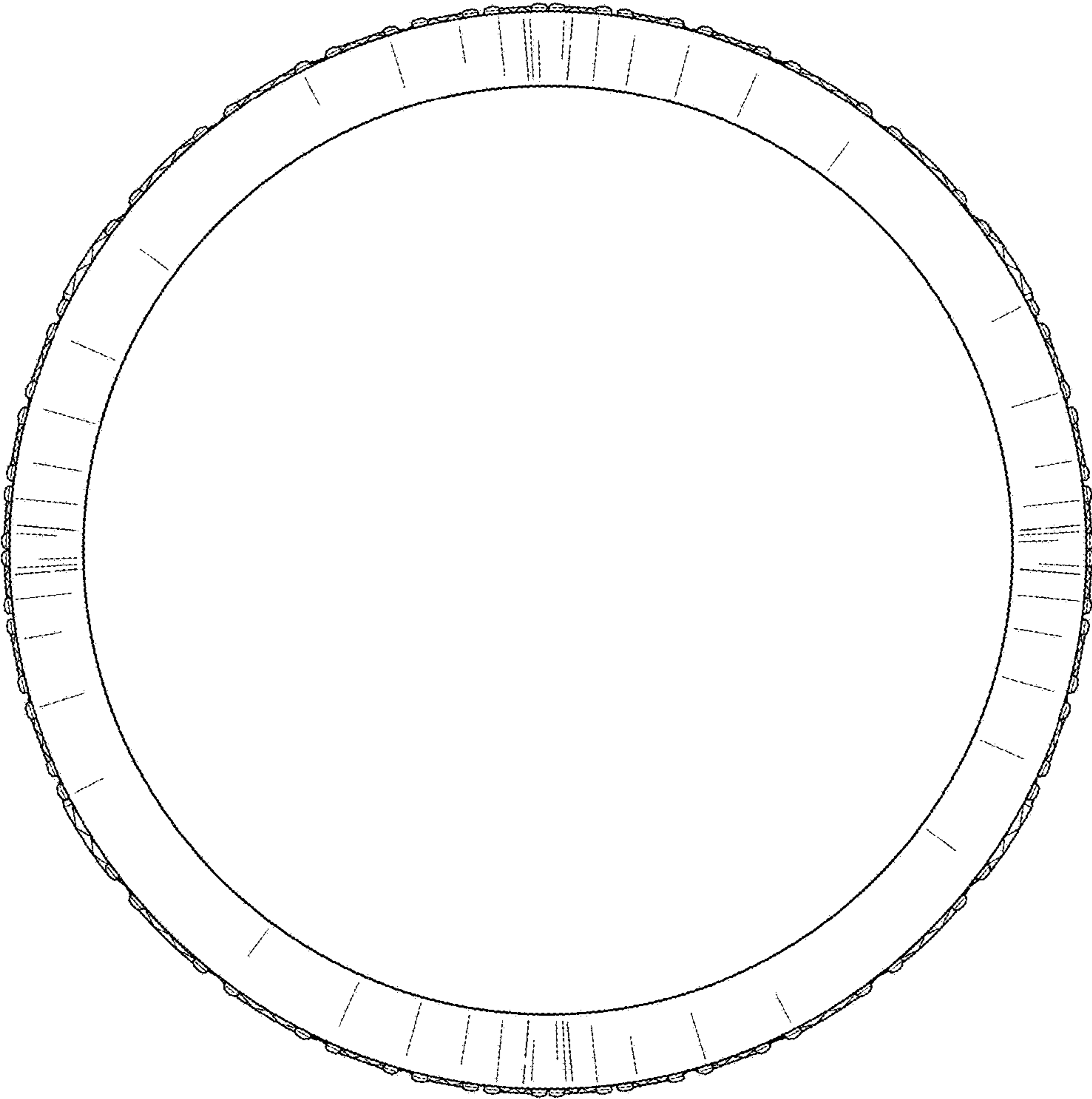


FIG. 3

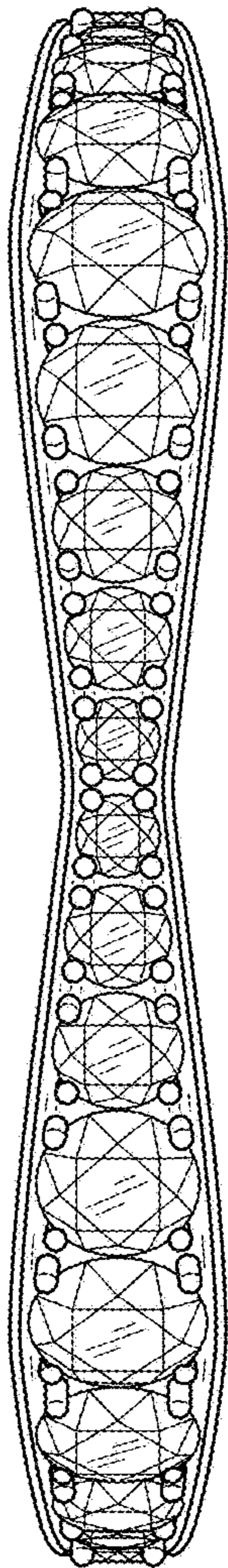


FIG. 4

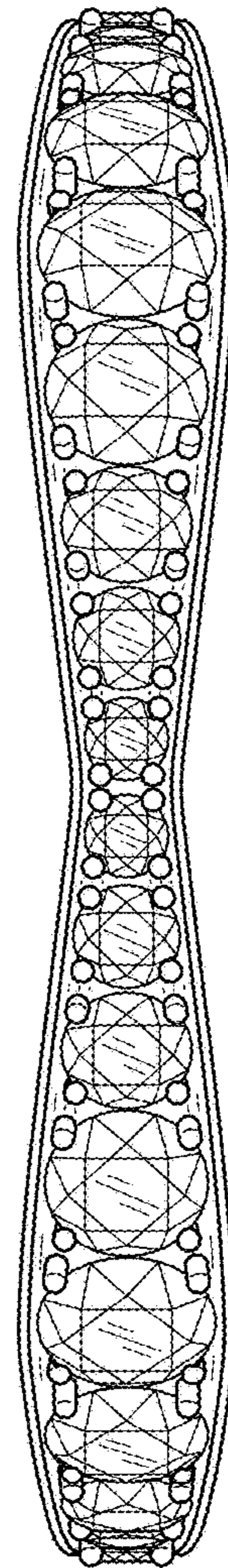


FIG. 5

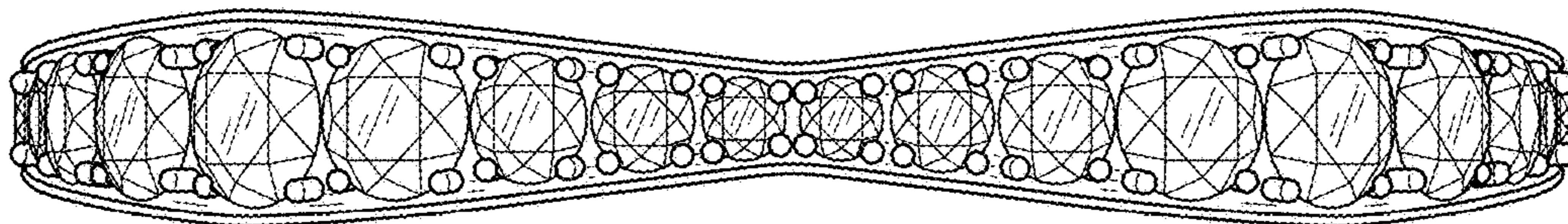


FIG. 6

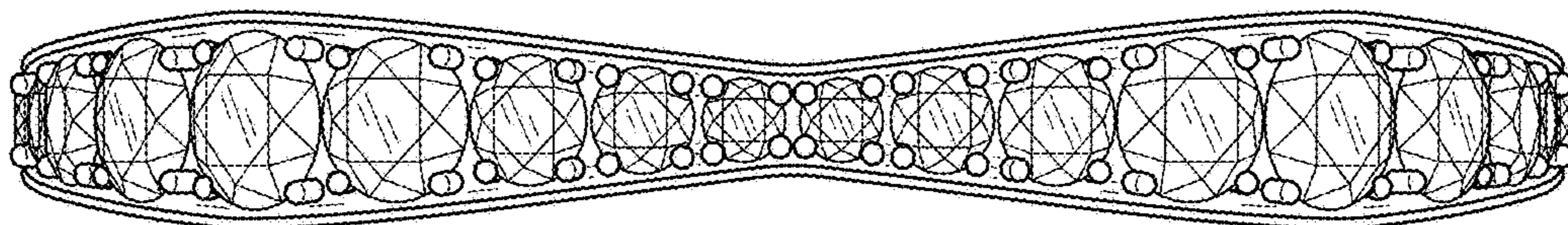


FIG. 7

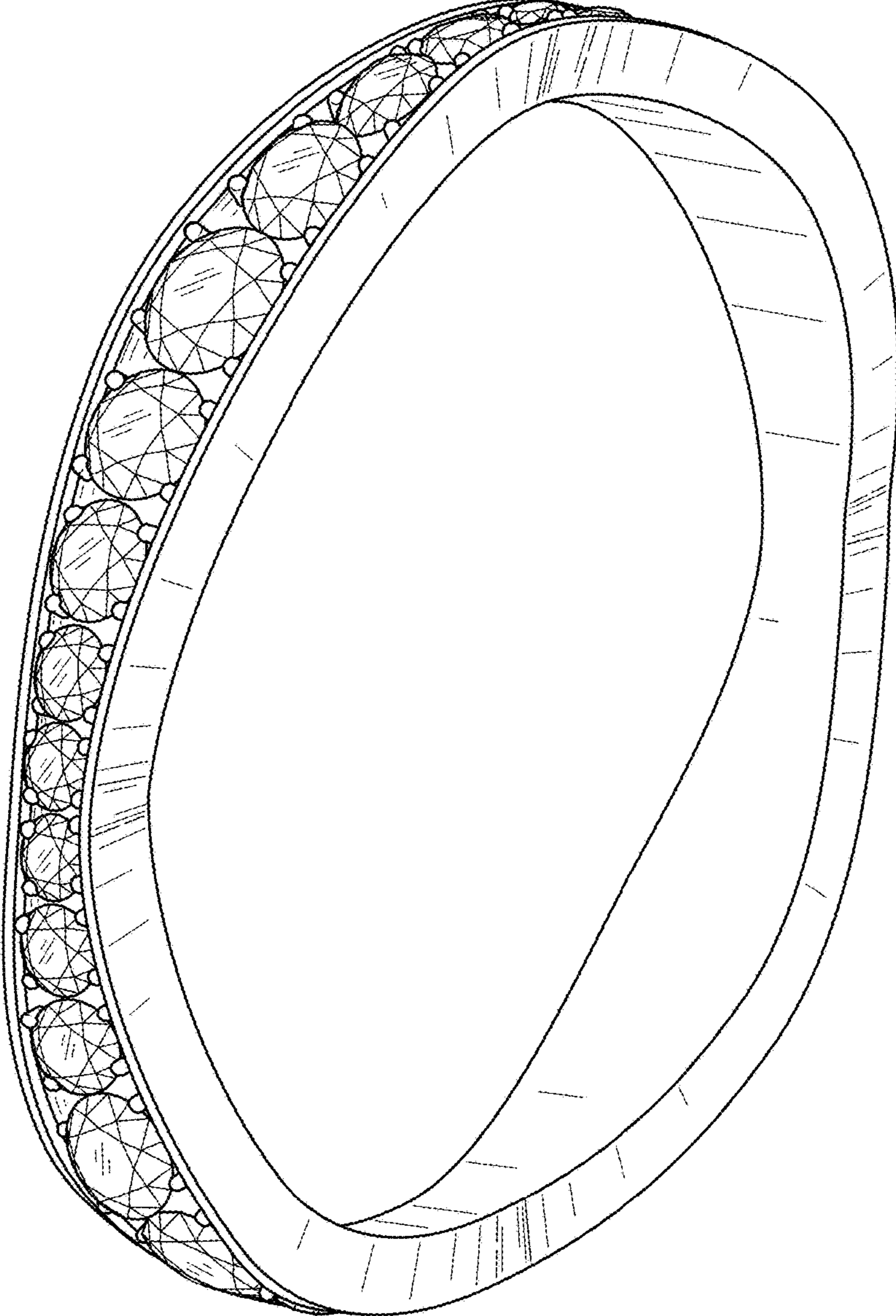


FIG. 8