



US00D780013S

(12) **United States Design Patent**
Silvestri

(10) **Patent No.:** **US D780,013 S**

(45) **Date of Patent:** **** Feb. 28, 2017**

- (54) **RING**
- (71) Applicant: **Bulgari S.p.A.**, Rome (IT)
- (72) Inventor: **Lucia Silvestri**, Rome (IT)
- (73) Assignee: **BULGARI S.P.A.**, Rome (IT)
- (**) Term: **14 Years**

D225,081 S *	11/1972	Mechanic	D11/28
4,674,299 A *	6/1987	Azar	A44C 13/00
				63/7
D430,814 S *	9/2000	Lauper	D11/26
D437,249 S *	2/2001	Cabarbaye	D11/26
D445,717 S *	7/2001	Haquet	D11/27
D565,450 S *	4/2008	Lebail	D11/27
D691,506 S *	10/2013	Hardy	D11/4

- (21) Appl. No.: **29/514,233**
- (22) Filed: **Jan. 9, 2015**
- (30) **Foreign Application Priority Data**

Nov. 7, 2014 (WO) DM083953

- (51) **LOC (10) Cl.** **11-01**
- (52) **U.S. Cl.**
USPC **D11/28**
- (58) **Field of Classification Search**
USPC D11/1, 2, 3, 4, 5, 26-39, 91, 92
CPC A44C 5/00; A44C 5/0007; A44C 5/0015;
A44C 5/003; A44C 5/053; A44C 9/00;
A44C 9/0007; A44C 9/0014; A44C
9/0023; A44C 9/003; A44C 9/0038; A44C
9/0046; A44C 9/0053; A44C 9/0061;
A44C 9/0069; A44C 9/0076; A44C
17/0258; A44C 17/0266; A44C 17/0275;
A44C 17/0283; A44C 17/02; A44C
17/0208

See application file for complete search history.

(56) **References Cited**

U.S. PATENT DOCUMENTS

D87,916 S *	10/1932	Granat	D11/27
D115,439 S *	6/1939	Beaupre	D11/5
D119,192 S *	2/1940	Welling	D10/32

OTHER PUBLICATIONS

- [Online] <http://sa5.0.assets.s3.amazonaws.com/wp-content/uploads/2014/10/Bulgari-Diva-Collection-Pink-Gold-with-Mother-of-Pearl.jpg>. Retrieved Feb. 4, 2016.*
- [Online] https://img1.etsystatic.com/000/1/6581553/il_214x170.337415187.jpg. Retrieved Feb. 4, 2016.*
- [Online] <http://www.gemavenue.com/v/vspfiles/photos/TARS032-1.jpg>. Retrieve Feb. 4, 2016.*

* cited by examiner

Primary Examiner — Melanie Pellegrini

(74) *Attorney, Agent, or Firm* — Stephen Kenny; Peter Sullivan; Foley Hoag LLP

(57) **CLAIM**

The ornamental design for a ring, as shown and described.

DESCRIPTION

FIG. 1 is a top and front perspective view of a ring showing my new design.

FIG. 2 is a top view thereof;

FIG. 3 is a left side view thereof;


FIG. 4 is a bottom view thereof;

FIG. 5 is a right side view thereof;

FIG. 6 is a rear view thereof; and,

FIG. 7 is a front view thereof.

1 Claim, 7 Drawing Sheets






FIG. 1

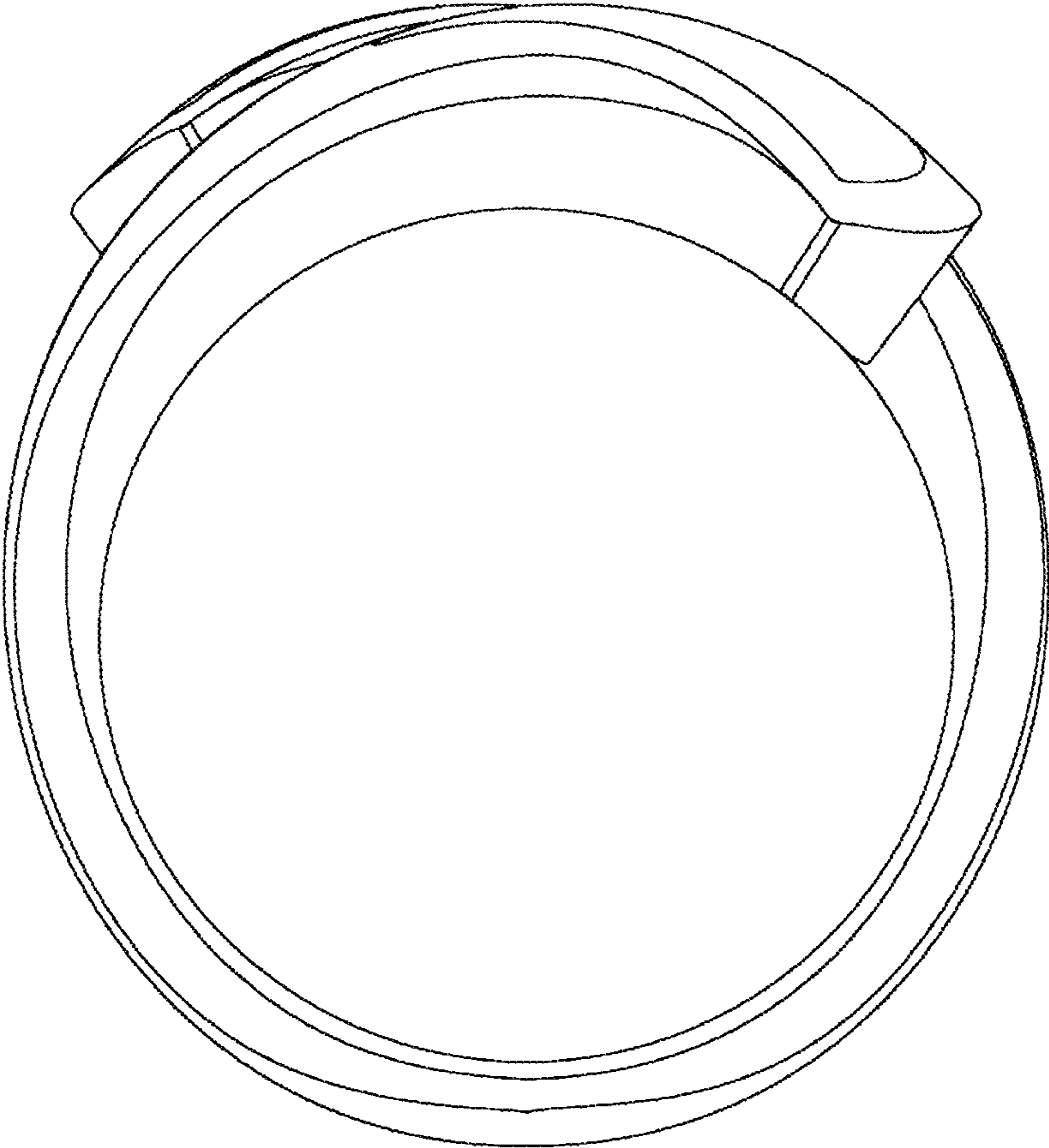


FIG. 2

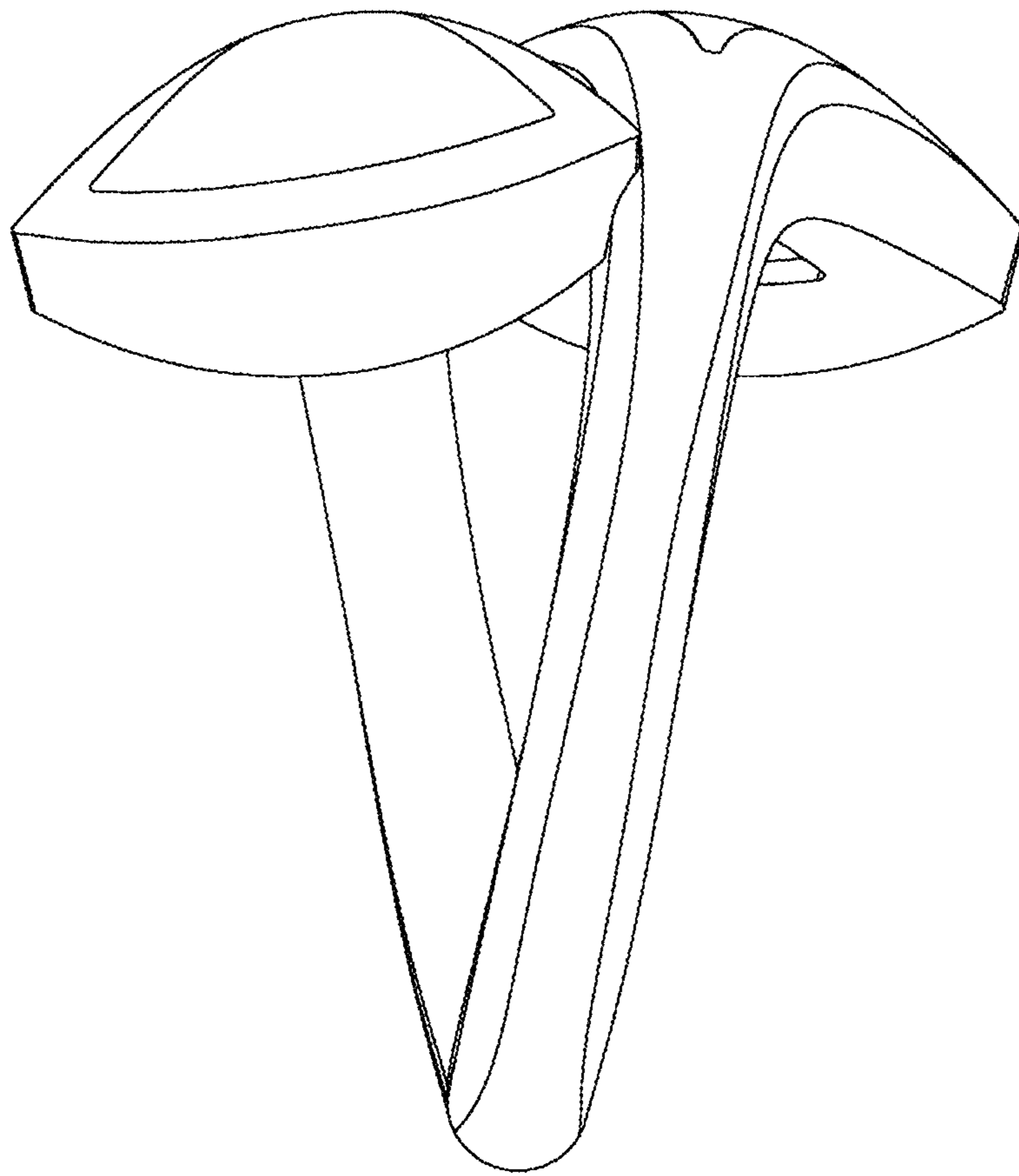


FIG. 3

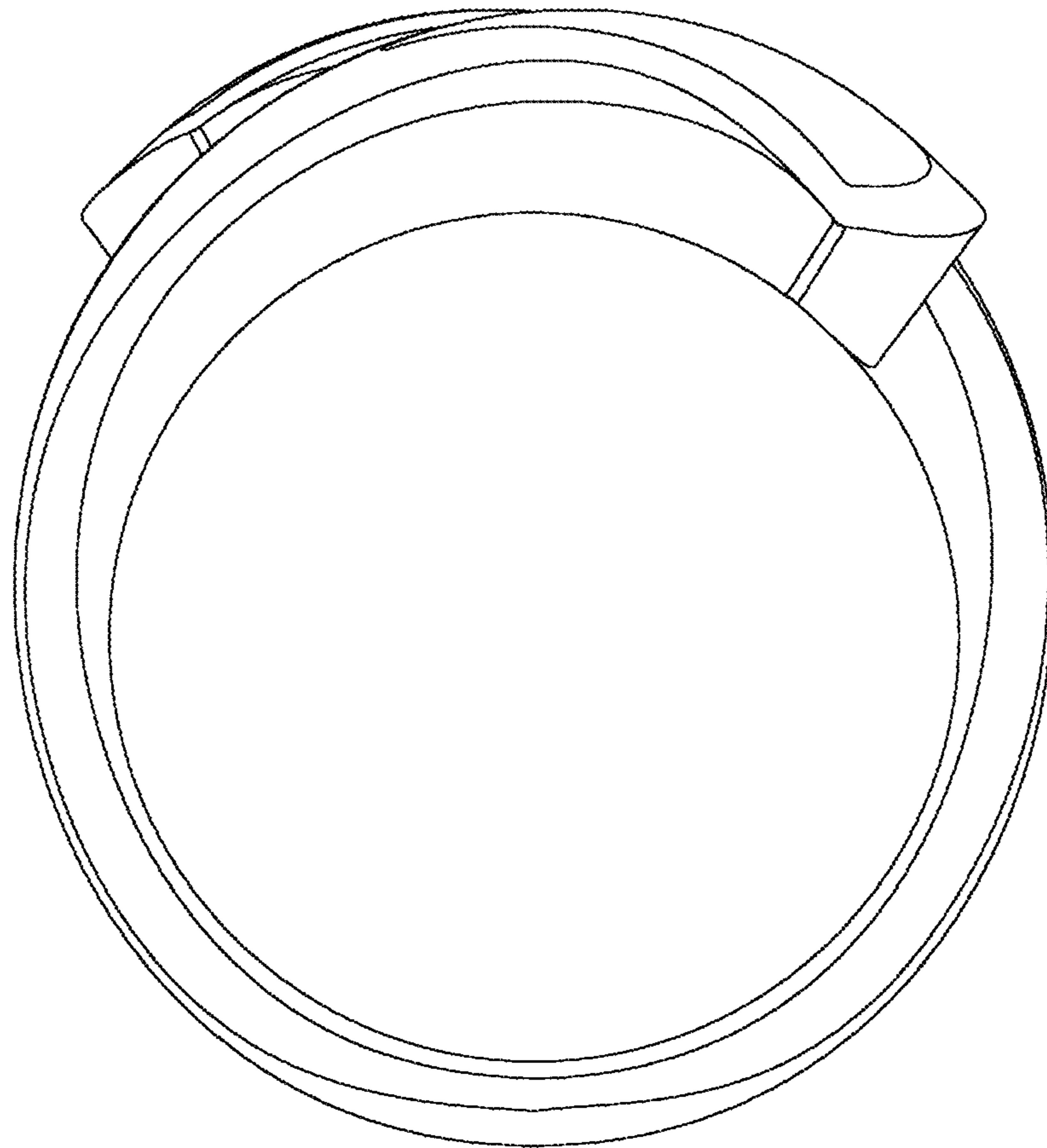


FIG.4

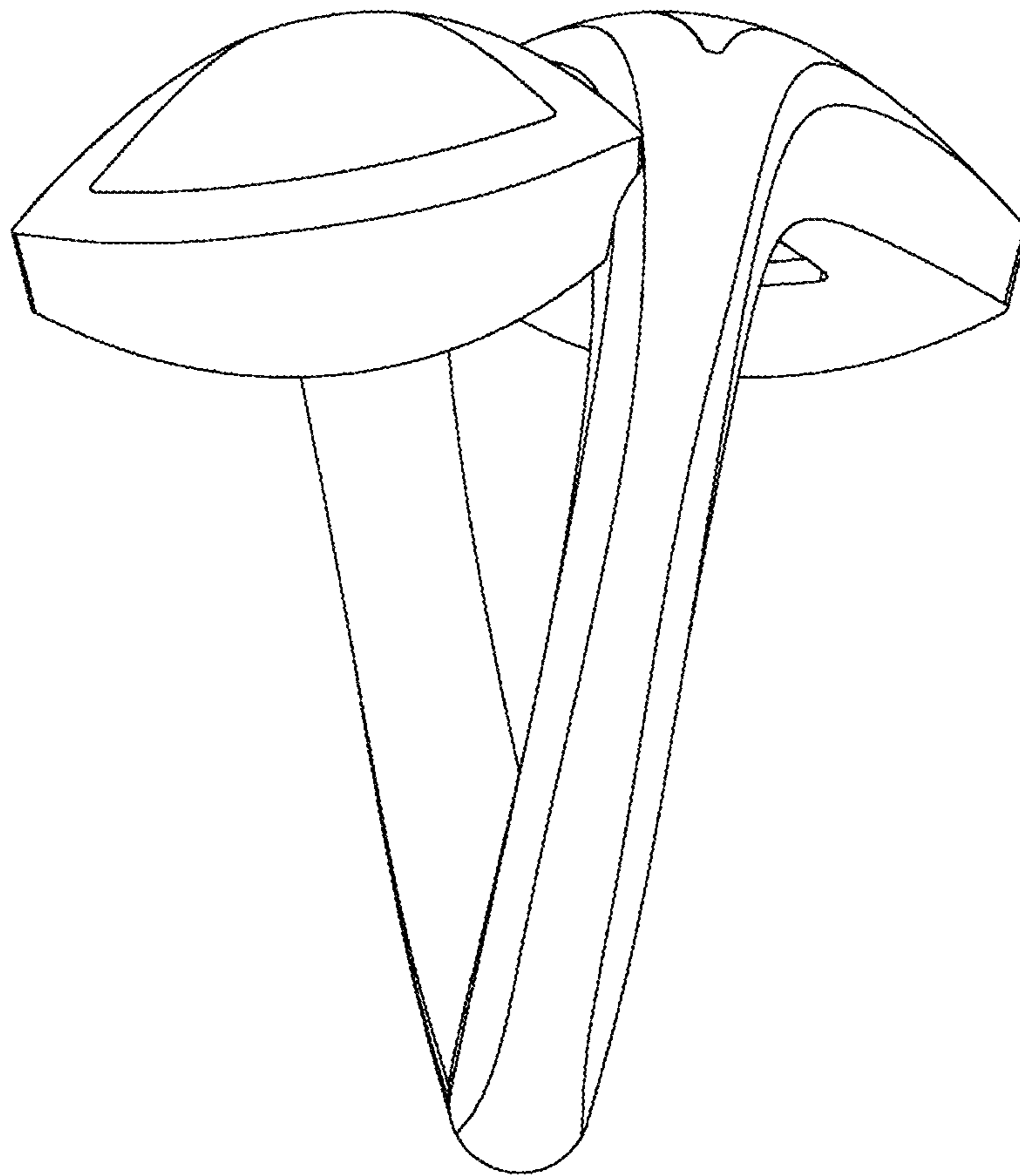


FIG. 5

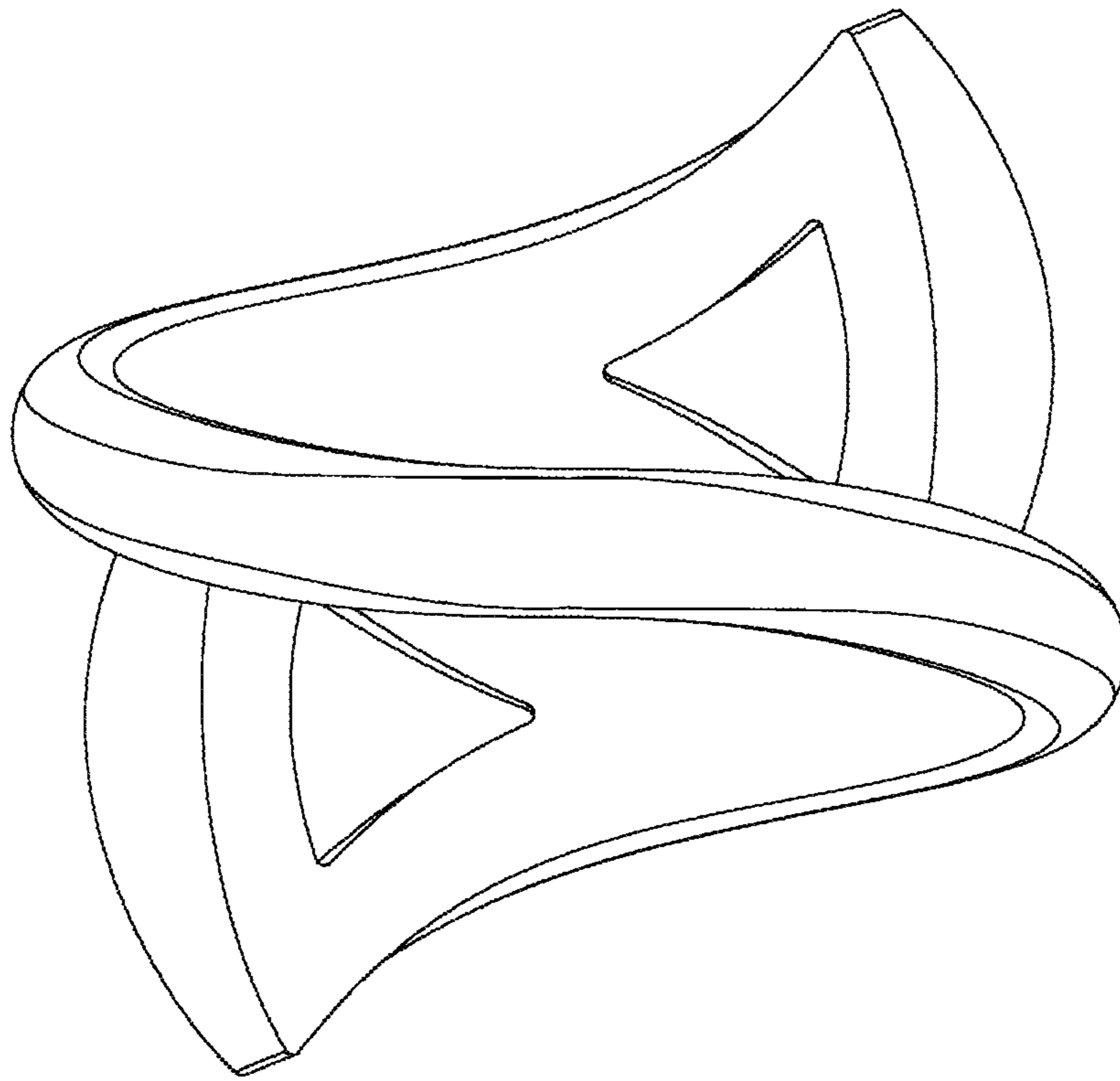


FIG. 6

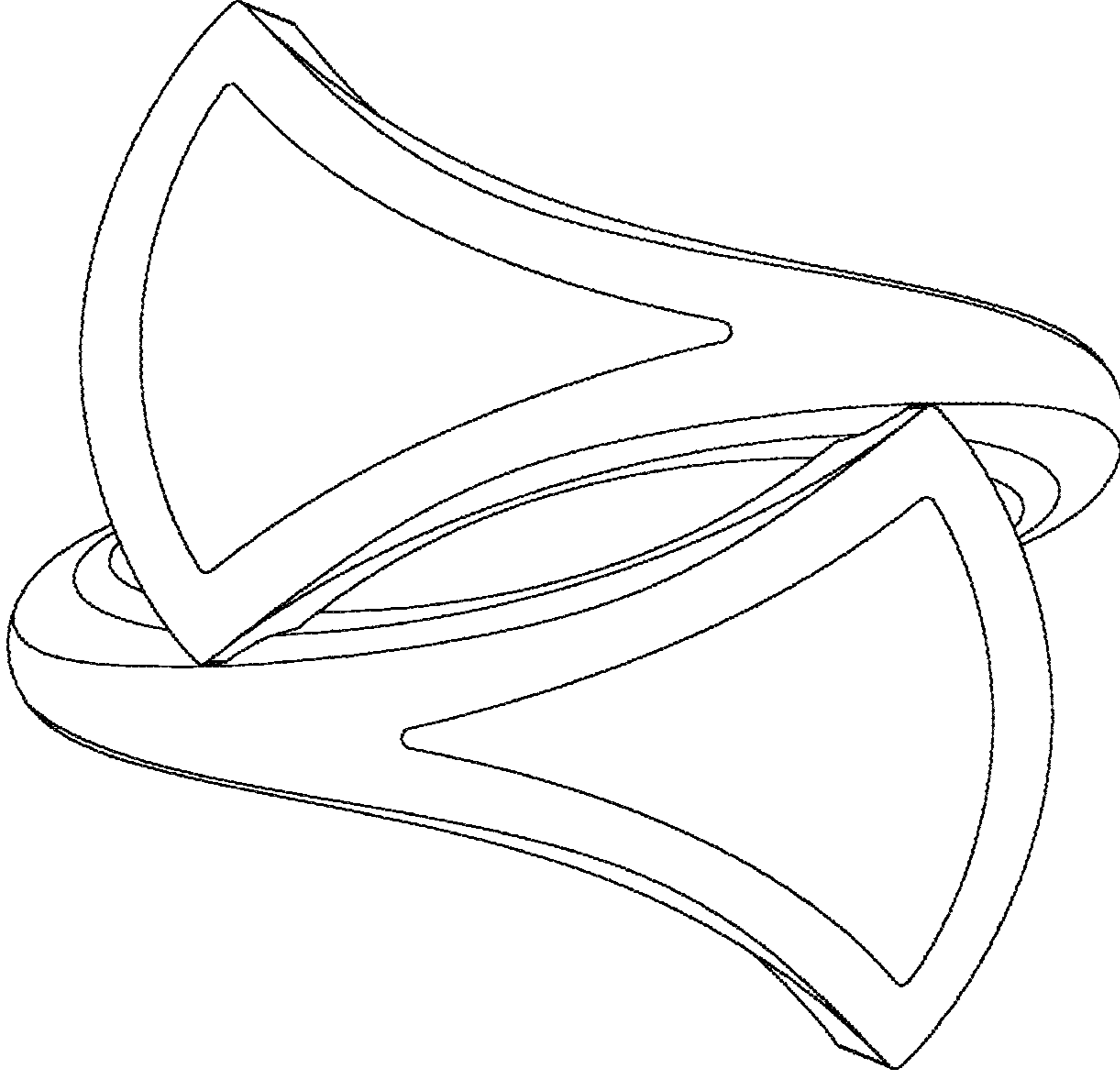


FIG. 7