



US00D780007S

(12) **United States Design Patent**
Marchand

(10) **Patent No.:** **US D780,007 S**

(45) **Date of Patent:** **** Feb. 28, 2017**

(54) **BRACELET**

(71) Applicant: **Cartier Creation Studio SA**, Geneva
(CH)

(72) Inventor: **Véronique Marchand**, Asnières sur
Seine (FR)

(73) Assignee: **Cartier International AG**, Steinhausen
(CH)

(**) Term: **15 Years**

(21) Appl. No.: **29/527,341**

(22) Filed: **May 18, 2015**

(51) **LOC (10) Cl.** **11-01**

(52) **U.S. Cl.**
USPC **D11/13**

(58) **Field of Classification Search**
USPC D11/1-25, 26-39, 79, 80, 81, 86, 91, 92
CPC A44C 5/00; A44C 5/0007; A44C 5/0015;
A44C 5/0023; A44C 5/003; A44C
5/0038; A44C 5/0046; A44C 5/0053;
A44C 5/0061; A44C 5/0069; A44C
5/0076; A44C 5/0084; A44C 5/0092;
A44C 17/02; A44C 17/0208; A44C
17/0216; A44C 17/0233

See application file for complete search history.

(56) **References Cited**

U.S. PATENT DOCUMENTS

D69,012 S * 12/1925 Dalin 63/15.45
D245,769 S * 9/1977 Chihara D11/13
D465,173 S * 11/2002 Gordon D11/26

D556,621 S * 12/2007 Allin D11/17
D602,799 S * 10/2009 Colombani D11/3
D619,025 S * 7/2010 Papadimitriou D11/3
D619,026 S * 7/2010 Papadimitriou D11/3
D630,963 S * 1/2011 Papadimitriou D11/4
D631,380 S * 1/2011 Papadimitriou D11/3
D635,478 S * 4/2011 Ventura D11/26
D687,735 S * 8/2013 Frigerio D11/3
D721,982 S * 2/2015 Yatsugi-Kang D11/16
D759,533 S * 6/2016 Marchand D11/26

OTHER PUBLICATIONS

[Online] http://www.cartier.com/content/dam/cartier_13_dam/catalogue_assets/thumbnails/thumbnail_jewelry/agrafe-bracelets.jpg.scale.314.high.jpg. Retrieved Sep. 13, 2016.*

* cited by examiner

Primary Examiner — Melanie Pellegrini

(74) *Attorney, Agent, or Firm* — Taft Stettinius &
Hollister LLP

(57) **CLAIM**

The ornamental design for a bracelet, as shown and described.

DESCRIPTION

FIG. 1 is a front elevational view of a bracelet of the present invention;

FIG. 2 is a rear elevational view thereof;

FIG. 3 is a right side elevational view thereof;

FIG. 4 is left side elevational view thereof;

FIG. 5 is an enlarged bottom plan view thereof;

FIG. 6 is an enlarged top plan view thereof; and,

FIG. 7 is a front and right side elevational view thereof.

1 Claim, 3 Drawing Sheets





Fig. 1



Fig. 2



Fig.3




Fig. 4

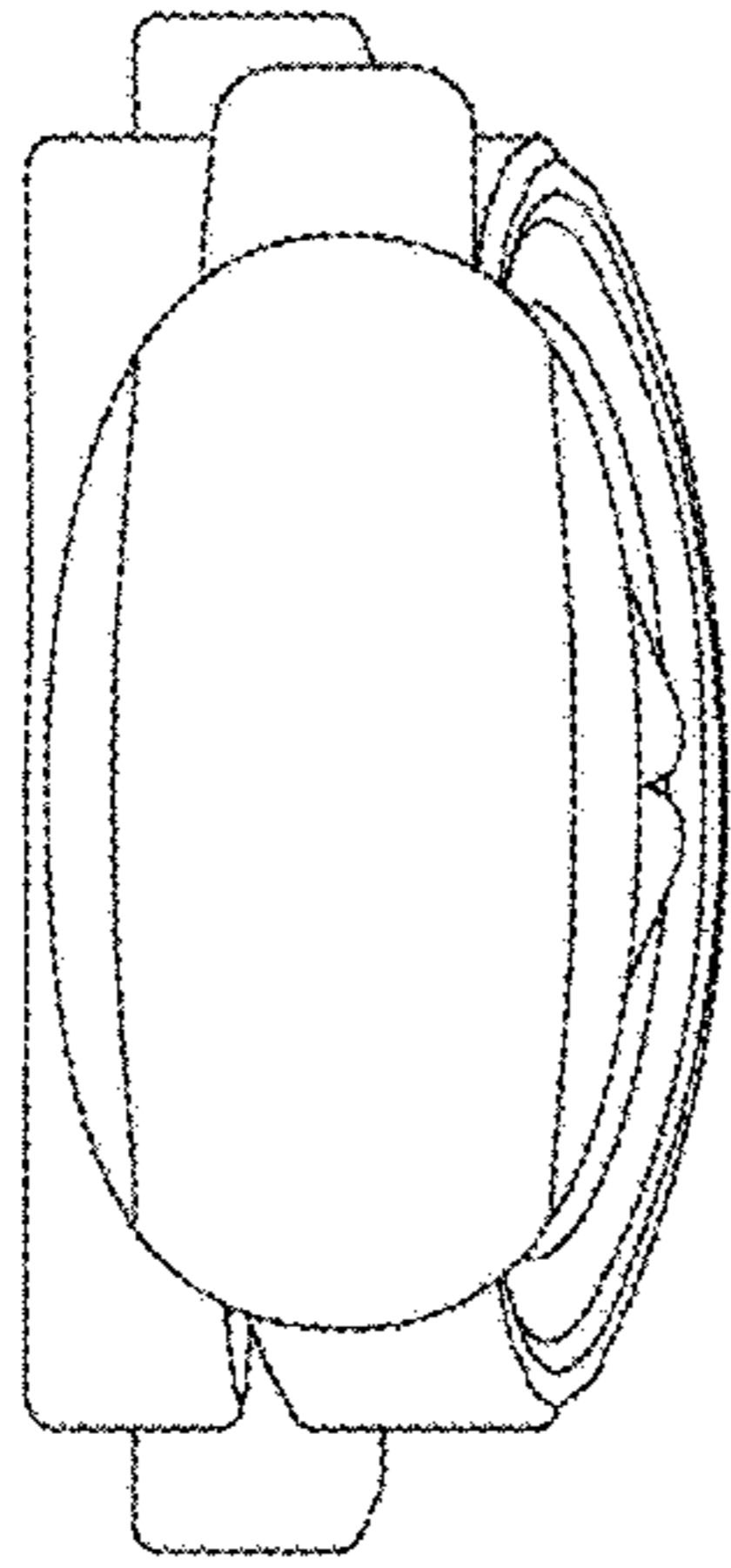


Fig. 5

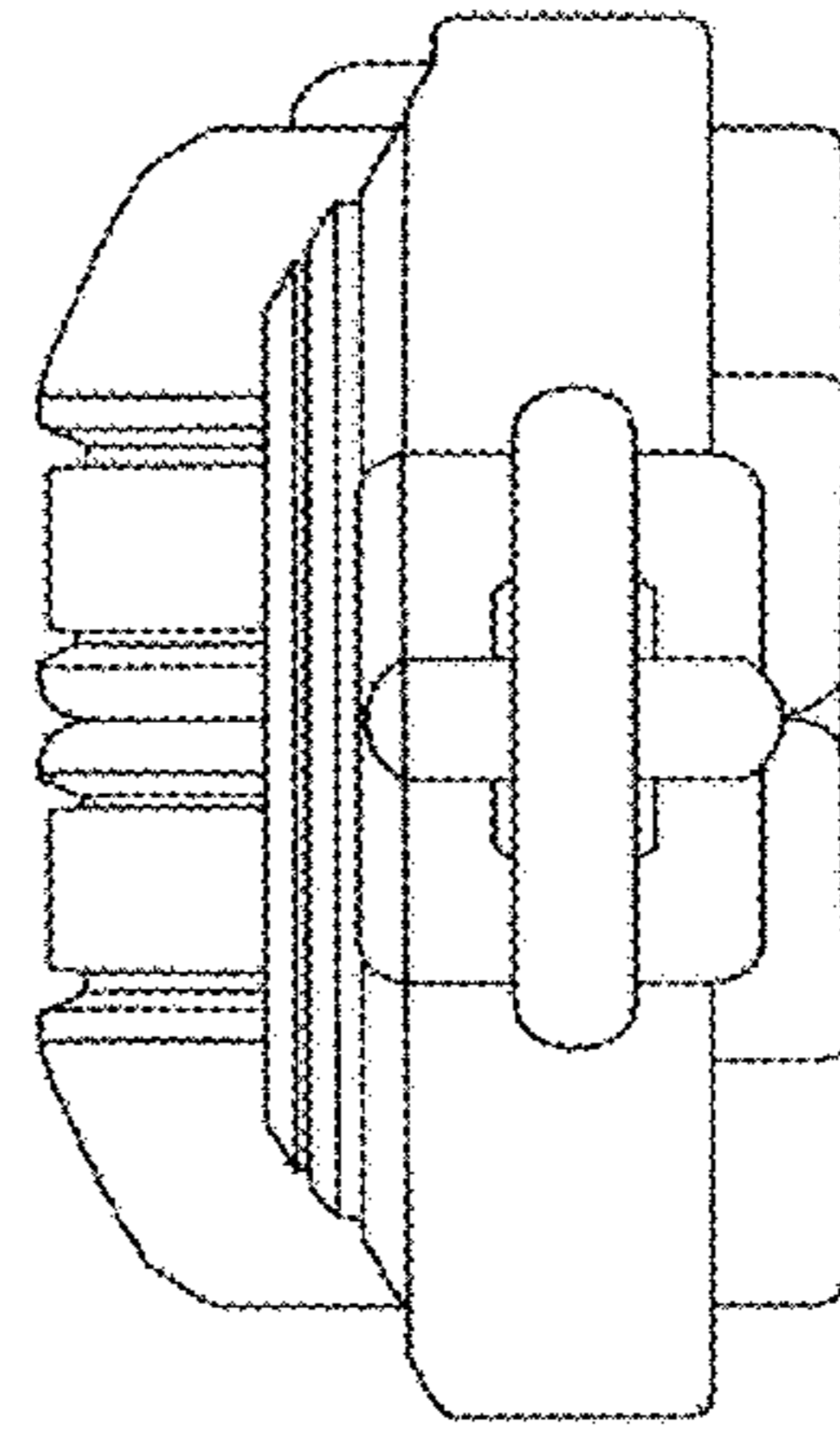


Fig. 6

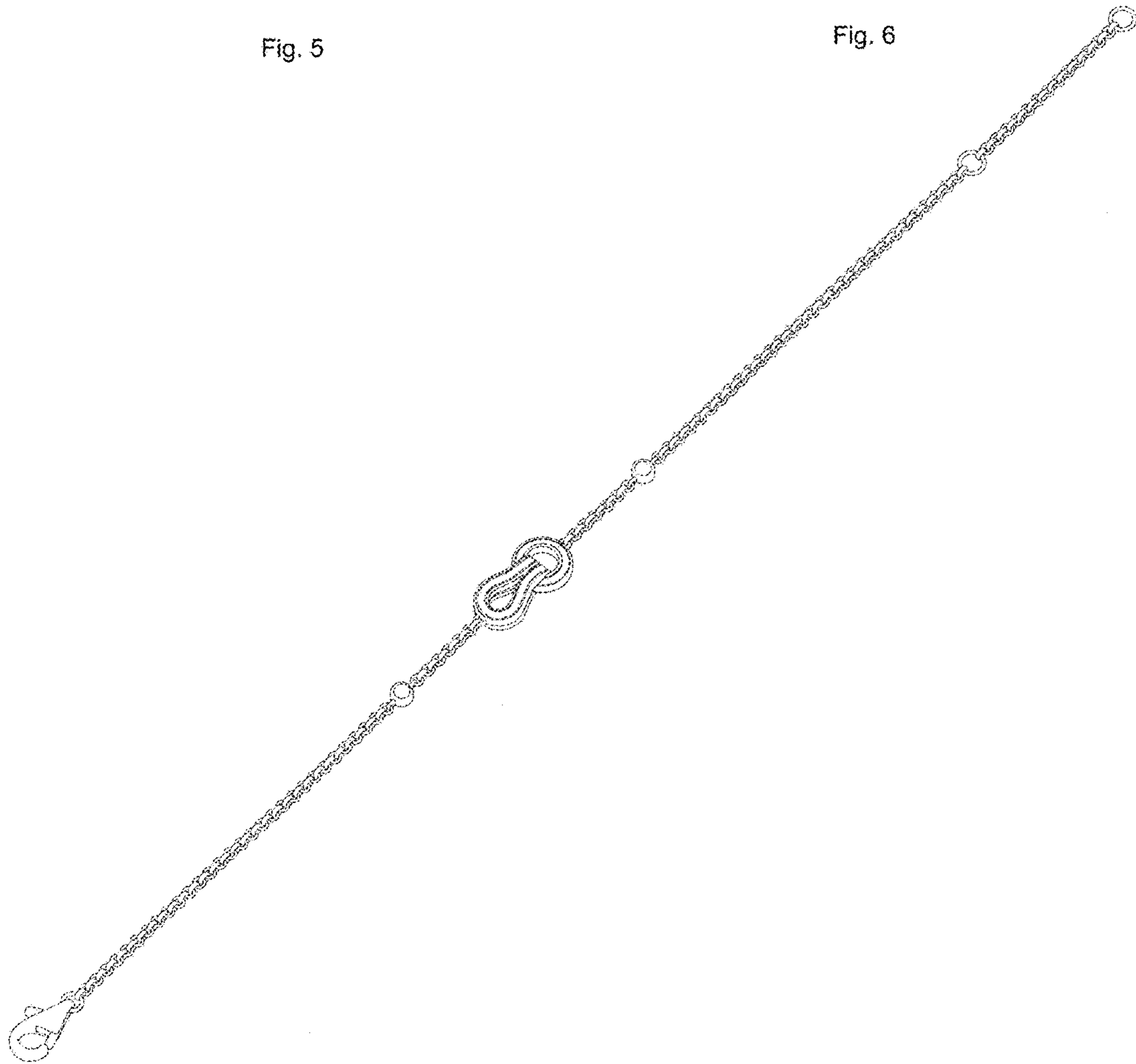


Fig. 7