



US00D780002S

(12) **United States Design Patent**  
**Verdeille**

(10) **Patent No.:** **US D780,002 S**

(45) **Date of Patent:** **\*\* Feb. 28, 2017**

- (54) **NECKLACE**
- (71) Applicant: **Cartier International AG**, Steinhausen (CH)
- (72) Inventor: **Nathalie Verdeille**, Paris (FR)
- (73) Assignee: **Cartier International AG**, Steinhausen (CH)

2,244,944 A \* 6/1941 Furlonge ..... A44C 15/00  
63/36  
D131,779 S \* 3/1942 Katz ..... D11/10  
D133,965 S \* 9/1942 Raimond ..... D11/14  
D169,176 S \* 3/1953 Philippe ..... D11/9  
D172,347 S \* 6/1954 Katz ..... D11/10  
D175,114 S \* 7/1955 Katz ..... D11/10  
D282,728 S \* 2/1986 Spade ..... D11/13  
D702,589 S \* 4/2014 Pasquetti ..... D11/63

(\*\*) Term: **15 Years**

(21) Appl. No.: **29/543,141**

(22) Filed: **Oct. 21, 2015**

(30) **Foreign Application Priority Data**

Apr. 21, 2015 (WO) ..... DM/086265

(51) **LOC (10) Cl.** ..... **11-01**

(52) **U.S. Cl.**  
USPC ..... **D11/6**

(58) **Field of Classification Search**  
USPC .... D11/1-25, 43, 44, 79-84, 91, 92, 66, 67,  
D11/68, 69  
CPC .. A44C 5/00; A44C 1/00; A44C 7/002; A44C  
11/00; A44C 11/007; A44C 23/00; A44C  
25/00; A44C 25/001; A44C 25/007; A44C  
17/02; A44C 17/0241; A44C 17/0266;  
A44C 17/0275

See application file for complete search history.

(56) **References Cited**

**U.S. PATENT DOCUMENTS**

D81,563 S \* 7/1930 Weiner ..... D11/9  
D113,103 S \* 1/1939 Balme ..... D11/14

**OTHER PUBLICATIONS**

[Online] <http://www.cartier.hk/content/dam/rcq/car/90/25/57/902557.png>. Retrieved Sep. 15, 2016.\*

\* cited by examiner

*Primary Examiner* — Melanie Pellegrini  
(74) *Attorney, Agent, or Firm* — Taft Stettinius & Hollister LLP

(57) **CLAIM**

The ornamental design for a necklace, as shown and described.

**DESCRIPTION**

FIG. 1 is a front side view of a necklace of the present invention.

FIG. 2 is a back side view of the necklace of FIG. 1.

FIG. 3 is a left side view of the necklace of FIG. 1.

FIG. 4 is a right side view of the necklace of FIG. 1.

FIG. 5 is a top side view of the necklace of FIG. 1.

FIG. 6 is a bottom side view of the necklace of FIG. 1.

FIG. 7 is a back, left side perspective view of the necklace of FIG. 1; and,

FIG. 8 is a front, right side perspective view of the necklace of FIG. 1.

**1 Claim, 2 Drawing Sheets**



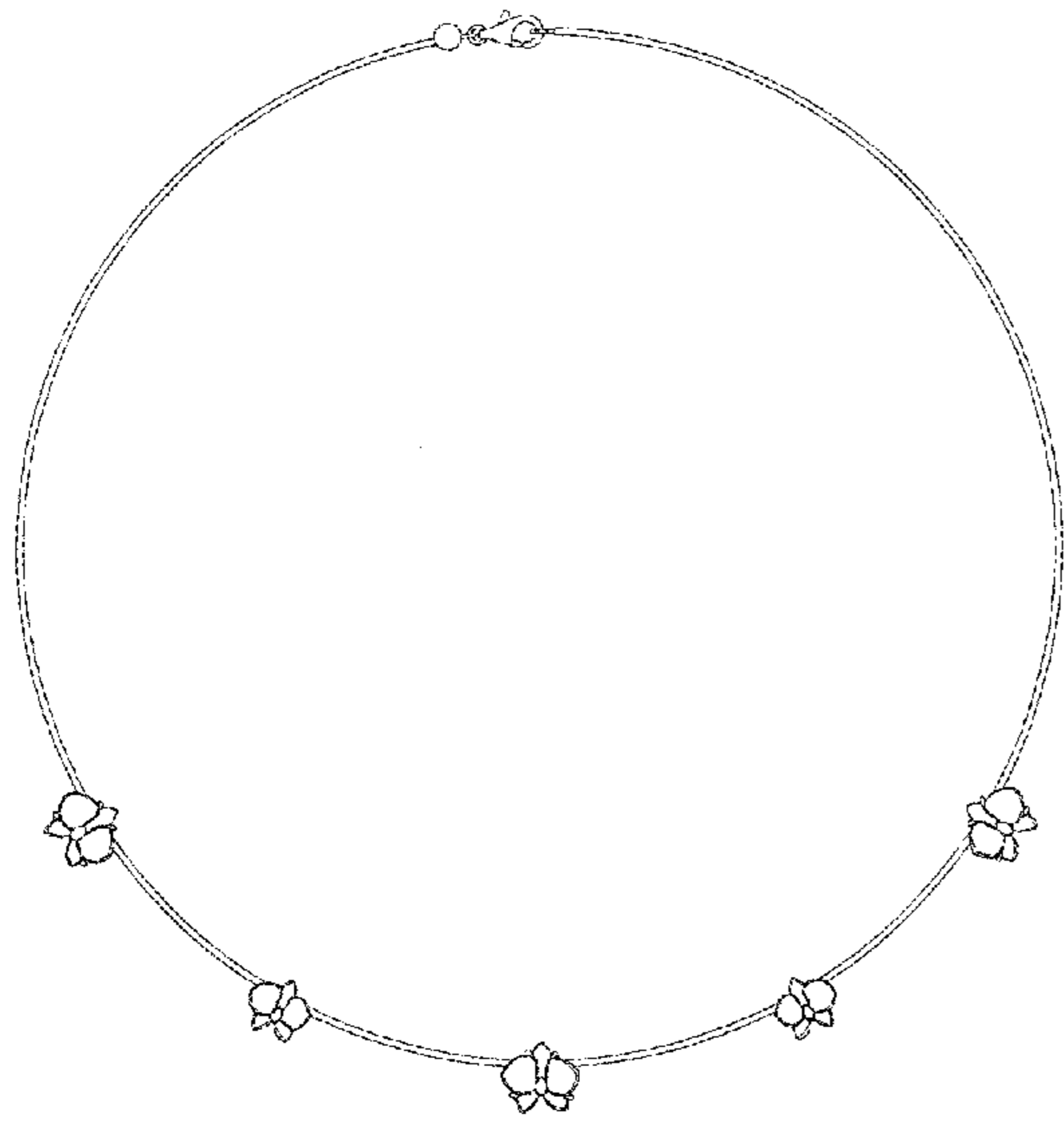


Fig. 1



Fig. 2



Fig. 3



Fig. 4




Fig. 5



Fig. 6



Fig. 7




Fig. 8