



US00D779970S

(12) **United States Design Patent** (10) **Patent No.:** **US D779,970 S**
Ackerman et al. (45) **Date of Patent:** **** *Feb. 28, 2017**

(54) **FLEXIBLE PACKAGE WITH CONTOURED TOP AND BOTTOM SEALS**

CPC B65D 33/00; B65D 33/16; B65D 33/24; B65D 1/00; B65D 1/09; B65D 1/32; B65D 35/00; B65D 35/02; B65D 35/04; B65D 35/08; B65D 75/00; B65D 75/008; B65D 75/5805; B65D 75/5811
See application file for complete search history.

(71) Applicant: **Cryovac, Inc.**, Duncan, SC (US)

(72) Inventors: **David L. Ackerman**, Greenville, SC (US); **Steven T. Calvert**, Simpsonville, SC (US); **Stephen F. Compton**, Spartanburg, SC (US); **Hubert J. Cook**, Simpsonville, SC (US); **Csaba Frank Kiss**, Simpsonville, SC (US)

(56) **References Cited**

U.S. PATENT DOCUMENTS

| | | | |
|--------------|---------|-------------------|---------|
| D336,034 S * | 6/1993 | Rebilas | D24/118 |
| D354,906 S * | 1/1995 | Lane, Jr. | D24/118 |
| D360,824 S * | 8/1995 | Ossendryver | D9/709 |
| D375,676 S * | 11/1996 | Davis | D9/707 |
| D478,276 S * | 8/2003 | Mobs | D9/707 |
| D662,833 S * | 7/2012 | Sanfilippo | D9/707 |
| D689,776 S * | 9/2013 | Murray | D9/707 |
| D744,853 S * | 12/2015 | Murray | D9/707 |

(73) Assignee: **Cryovac, Inc.**, Charlotte, NC (US)

(*) Notice: This patent is subject to a terminal disclaimer.

(**) Term: **15 Years**

* cited by examiner

(21) Appl. No.: **29/533,939**

Primary Examiner — Abraham Bahta

(22) Filed: **Jul. 23, 2015**

(74) *Attorney, Agent, or Firm* — Andrew R. Aranda

(51) **LOC (10) Cl.** **09-05**

(57) **CLAIM**

(52) **U.S. Cl.**
USPC **D9/709**

The ornamental design for a a flexible package with contoured top and bottom seals, as shown and described.


(58) **Field of Classification Search**

DESCRIPTION

USPC D9/702-714, 720-722, 414, 434-435, D9/696, 716, 771, 447, 522, 571-575, D9/682, 738-747, 516-517, 529-530, 547-549, D9/569, 537-538, 544, 503-505, 545; 383/6, 383/9, 22, 96, 61.1, 80-81, 104, 901, 63, 203, 383/107, 119, 120, 123; D24/118, 207; 222/107, 92, 206; 604/408, 410, 403; 220/495.03, 669, 675; 215/381-385, 12.1; D3/202, 303, 232, 244

FIG. 1 is a top and right side perspective view of a flexible package with contoured top and bottom seals;
FIG. 2 is a top plan view thereof;
FIG. 3 is a bottom plan view thereof;
FIG. 4 is a right side elevational view thereof;
FIG. 5 is a left side elevational view thereof;
FIG. 6 is a front elevational view thereof; and,
FIG. 7 is a rear elevational view thereof.

1 Claim, 5 Drawing Sheets



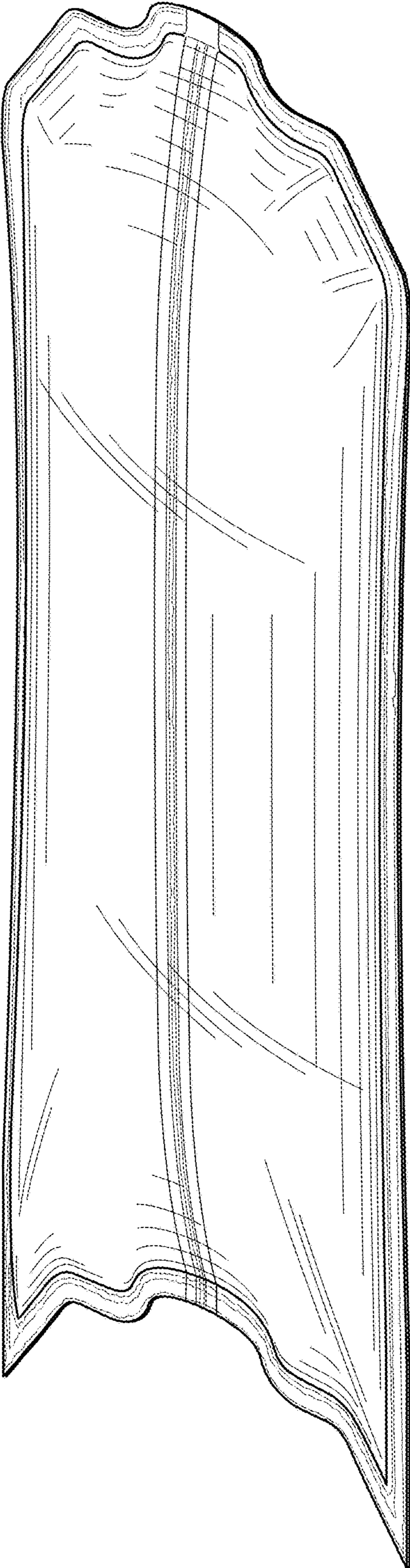


FIG. 1

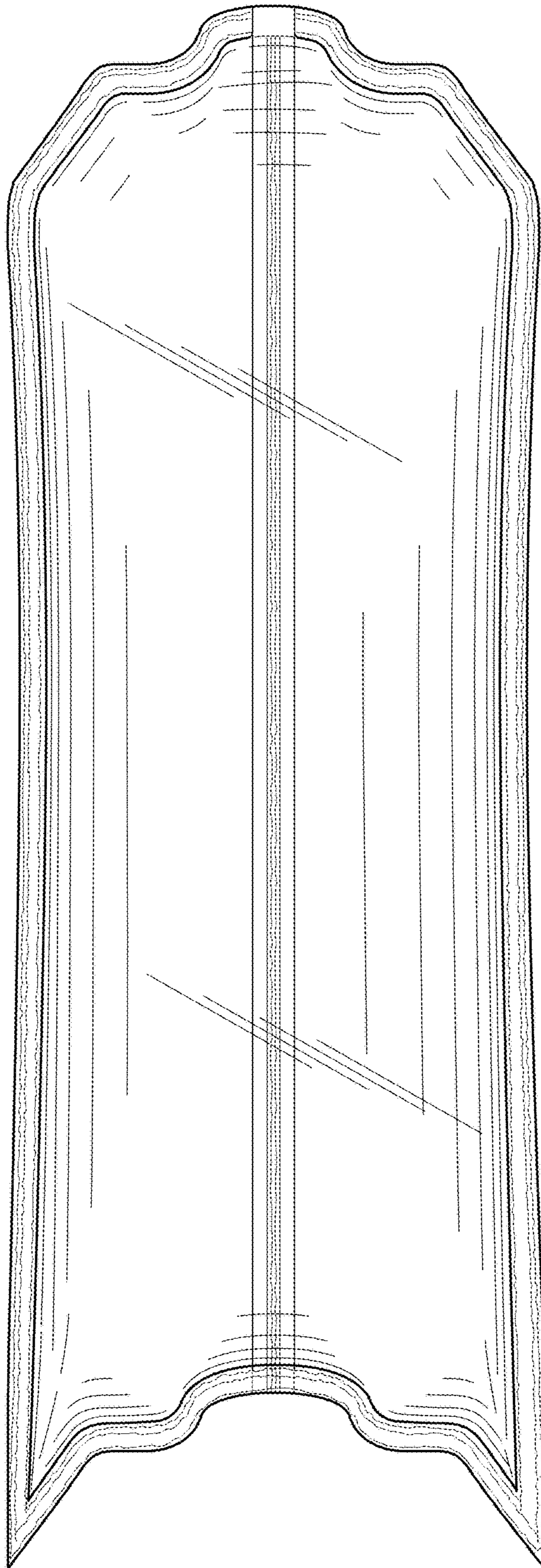


FIG. 2

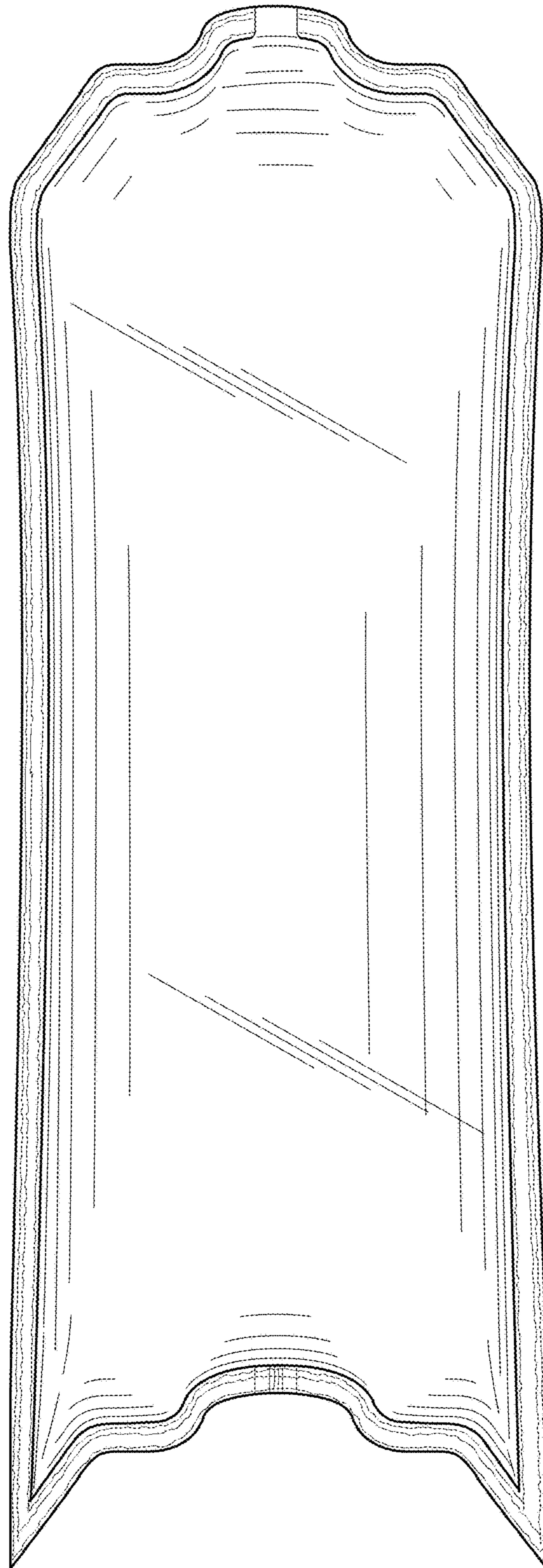


FIG. 3




FIG. 4




FIG. 5

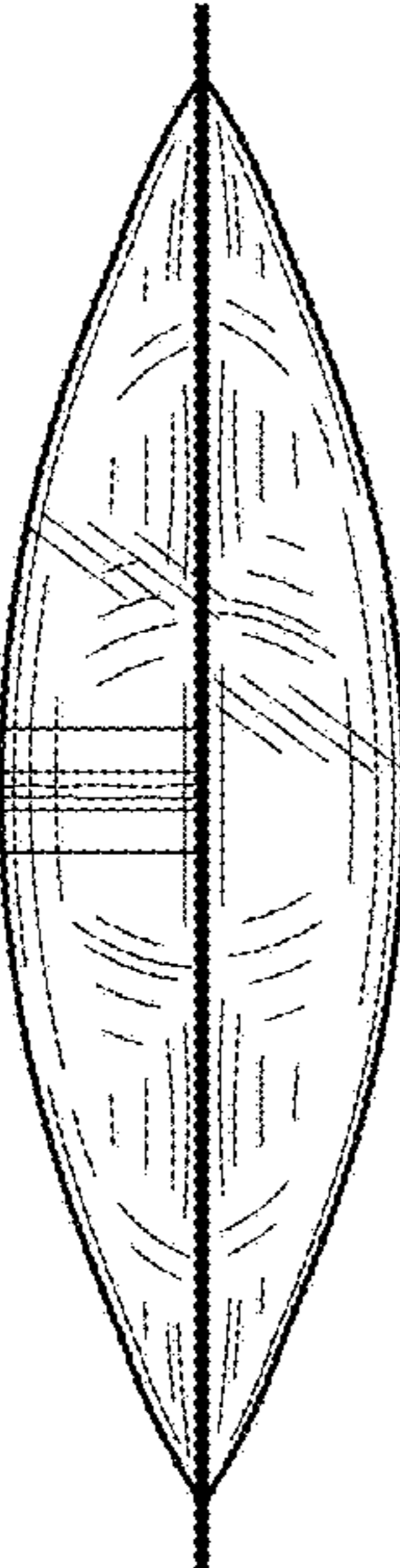


FIG. 6

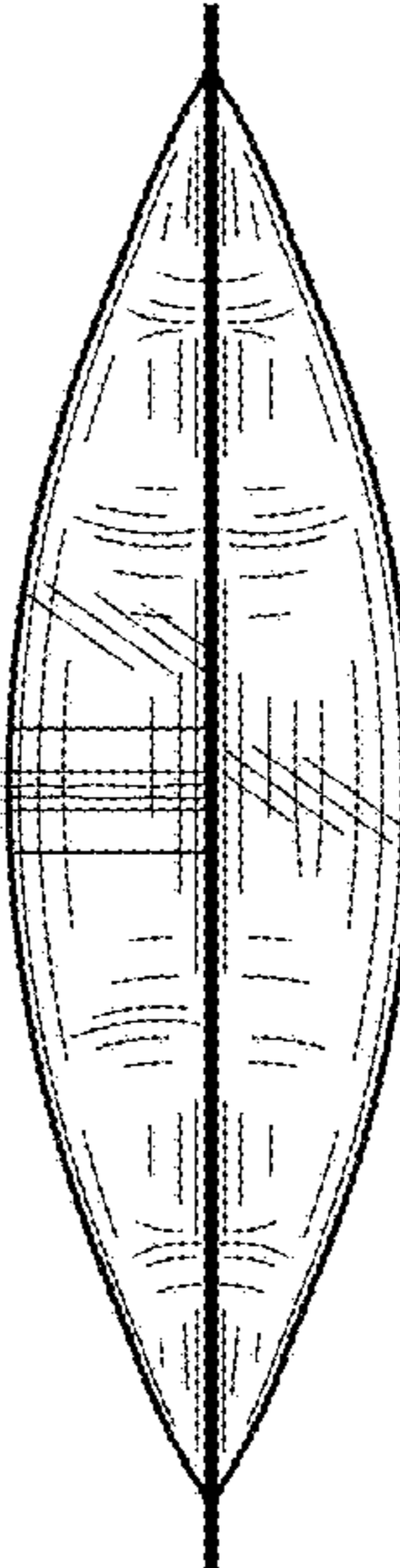


FIG. 7