



US00D779966S

(12) **United States Design Patent** (10) **Patent No.:** **US D779,966 S**  
**Ackerman et al.** (45) **Date of Patent:** **\*\* \*Feb. 28, 2017**

(54) **CONTOURED SEAL AND STRAIGHT SEAL FOR A FLEXIBLE PACKAGE**

(71) Applicant: **Cryovac, Inc.**, Duncan, SC (US)

(72) Inventors: **David L. Ackerman**, Greenville, SC (US); **Steven T. Calvert**, Simpsonville, SC (US); **Stephen F. Compton**, Spartanburg, SC (US); **Hubert J. Cook**, Simpsonville, SC (US); **Csaba Frank Kiss**, Simpsonville, SC (US)

(73) Assignee: **Cryovac, Inc.**, Charlotte, NC (US)

(\*) Notice: This patent is subject to a terminal disclaimer.

(\*\*) Term: **15 Years**

(21) Appl. No.: **29/533,934**

(22) Filed: **Jul. 23, 2015**

(51) **LOC (10) Cl.** ..... **09-05**

(52) **U.S. Cl.**  
USPC ..... **D9/707**

(58) **Field of Classification Search**

USPC ..... D9/702-714, 720-722, 414, 434-435, D9/696, 716, 771, 447, 522, 571-575, D9/682, 738-747, 516-517, 529-530, D9/547-549, 569, 537-538, 544, D9/503-505, 545; 383/6, 9, 22, 96, 61.1, 383/80-81, 104, 901, 63, 203, 107, 119, 383/120, 123; D24/118, 207; 222/107, 92, 222/206; 604/408, 410, 403; 220/495.03, 220/669, 675; 215/381-385, 12.1; D3/202, 303, 232, 244  
CPC ..... B65D 33/00; B65D 33/16; B65D 33/24; B65D 1/00; B65D 1/09; B65D 1/32; B65D 35/00; B65D 35/02; B65D 35/04; B65D 35/08; B65D 75/00; B65D 75/008; B65D 75/5805; B65D 75/5811

See application file for complete search history.

(56) **References Cited**

U.S. PATENT DOCUMENTS

D336,034	S	*	6/1993	Rebilas	.....	D24/118
D354,906	S	*	1/1995	Lane, Jr.	.....	D24/118
D360,824	S	*	8/1995	Ossendryver	.....	D9/709
D375,676	S	*	11/1996	Davis	.....	D9/707
D478,276	S	*	8/2003	Mobs	.....	D9/707
D662,833	S	*	7/2012	Sanfilippo	.....	D9/707
D689,776	S	*	9/2013	Murray	.....	D9/707
D744,853	S	*	12/2015	Murray	.....	D9/707

\* cited by examiner

*Primary Examiner* — Abraham Bahta

(74) *Attorney, Agent, or Firm* — Andrew R. Aranda

(57) **CLAIM**

The ornamental design for a contoured seal and straight seal for a flexible package, as shown and described.

**DESCRIPTION**

FIG. 1 is a top and right side perspective view of the contoured seal and a straight seal for a flexible package showing our new design;

FIG. 2 is a top plan view thereof;

FIG. 3 is a bottom plan view thereof;

FIG. 4 is a right side elevational view thereof;


FIG. 5 is a left side elevational view thereof;

FIG. 6 is a front elevational view thereof; and,

FIG. 7 is a rear elevational view thereof.

The elements shown in regular dash-dash broken lines are included for the purpose of illustrating an environment corresponding to a flexible package of no particular length and form no part of the claimed design. The boundaries between the claimed and unclaimed design are designated by dash-dot broken lines.

**1 Claim, 5 Drawing Sheets**






FIG. 1




FIG. 2




FIG. 3

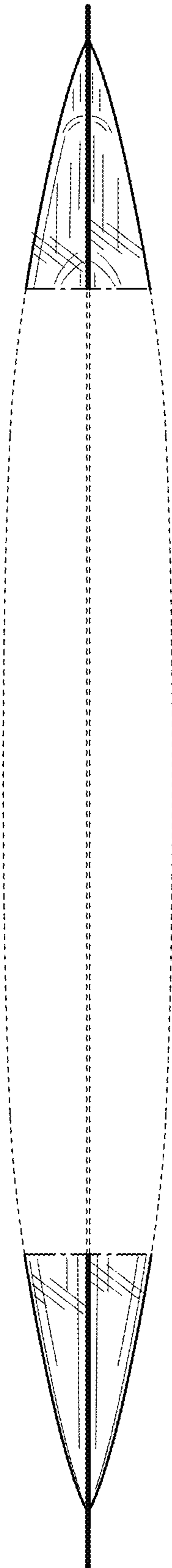


FIG. 4


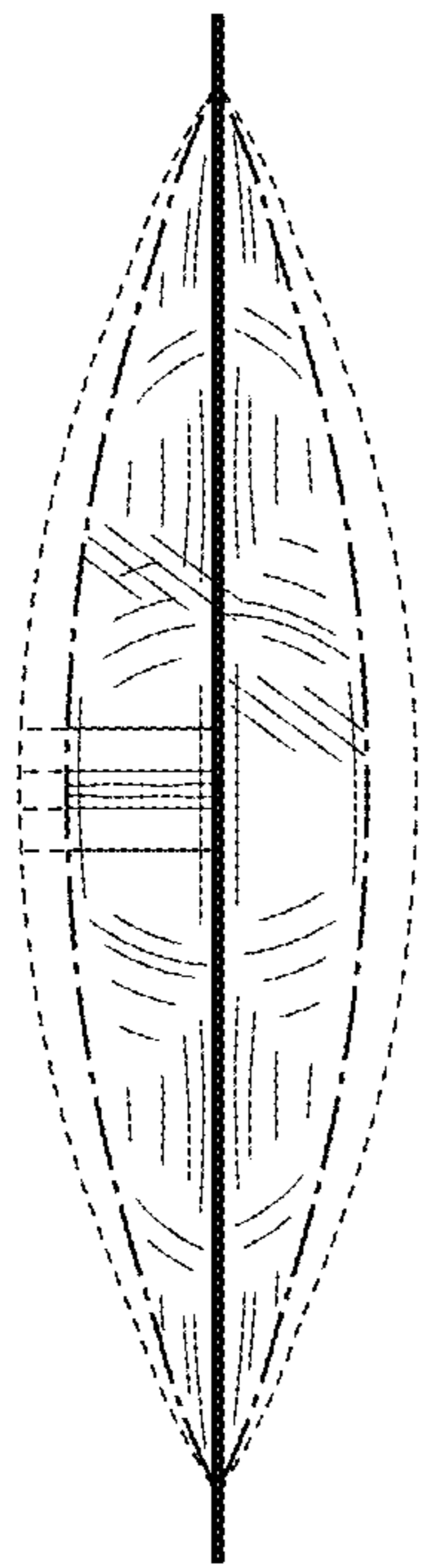
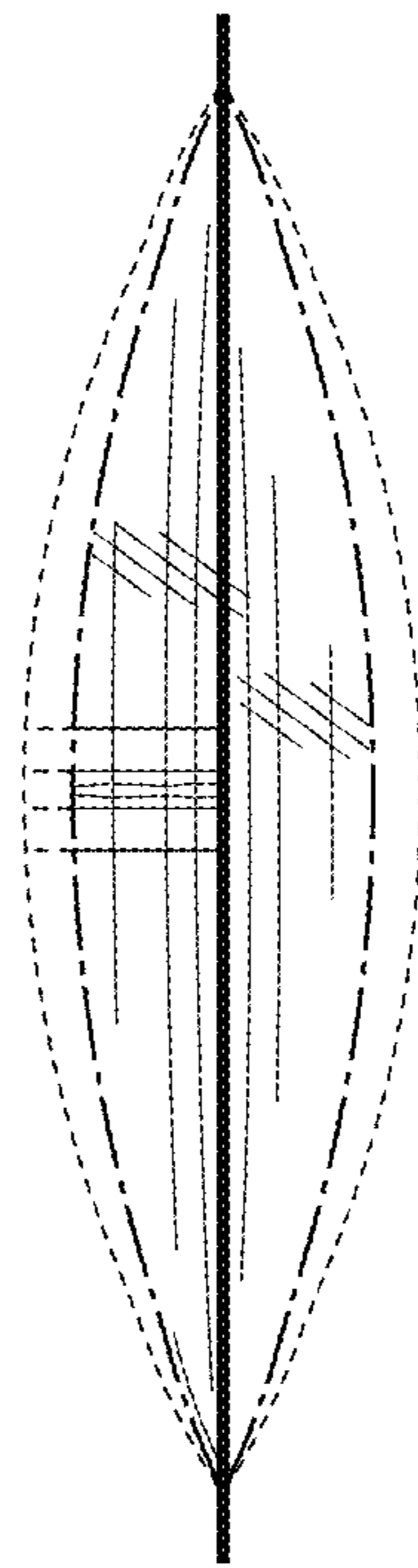


FIG. 5



**FIG. 6**



**FIG. 7**