



US00D779960S

(12) **United States Design Patent**
Dotson

(10) **Patent No.:** **US D779,960 S**

(45) **Date of Patent:** **** Feb. 28, 2017**

(54) **PERSONAL DISPENSER**

(71) Applicant: **Valencia C. Dotson**, Spring, TX (US)

(72) Inventor: **Valencia C. Dotson**, Spring, TX (US)

(**) Term: **15 Years**

(21) Appl. No.: **29/541,051**

(22) Filed: **Sep. 30, 2015**

(51) **LOC (10) Cl.** **09-01**

(52) **U.S. Cl.**

USPC **D9/651**; D9/688; D9/503

(58) **Field of Classification Search**

USPC D3/270, 271.1-271.4; D7/514-520, 599,
D7/604, 613, 619.2, 623, 628; D9/600,
D9/651, 500-504, 516, 537-546,
D9/549-554, 556-557, 574-575,
206/688-692; 457, 459.5, 527;
215/381-384, 400; 220/288; D28/81, 91.1

CPC B65D 5/4258; B65D 81/60; B65D 81/365;
B65D 81/366; B65D 81/368; B65D
2203/00; B65D 2203/02

See application file for complete search history.

(56) **References Cited**

U.S. PATENT DOCUMENTS

D335,086 S * 4/1993 Wacker D9/504
D364,669 S * 11/1995 Winner D9/688
D399,755 S * 10/1998 Daraut D9/545
D518,381 S * 4/2006 Egawa D9/504

D632,014 S * 2/2011 Lee D9/504
D674,289 S * 1/2013 Parodi D9/500
D719,844 S * 12/2014 James D9/500
D737,149 S * 8/2015 Son D9/688
D738,220 S * 9/2015 Rohit D9/554

* cited by examiner

Primary Examiner — Sandra Morris

(74) *Attorney, Agent, or Firm* — Dunlap Bennett & Ludwig PLLC

(57) **CLAIM**

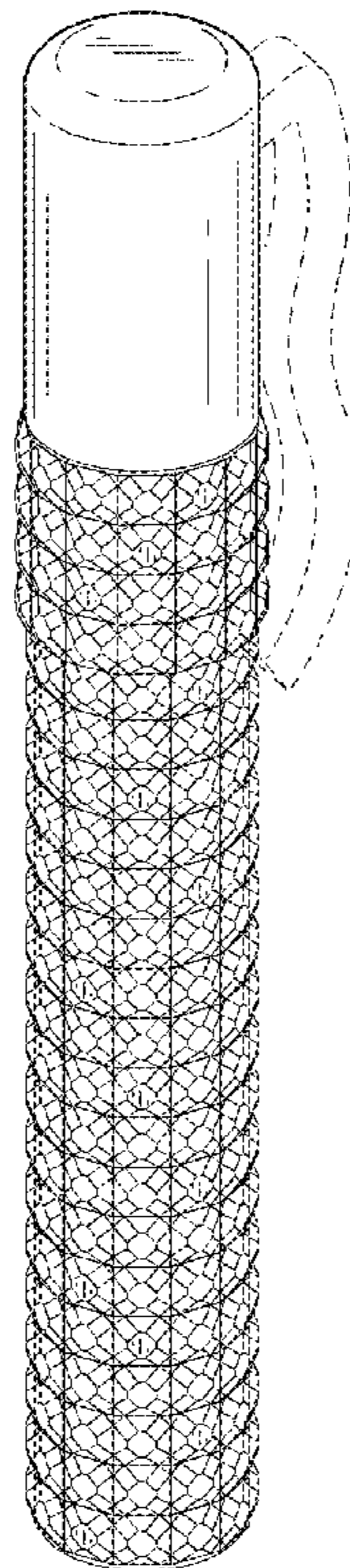
The ornamental design for a personal dispenser, as shown and described.

DESCRIPTION

FIG. 1: is a front perspective view of the personal dispenser; FIG. 2: is a front elevation view of the personal dispenser; FIG. 3: is a rear elevation view of the personal dispenser; FIG. 4: is a left side elevation view of the personal dispenser; FIG. 5: is a right side elevation view of the personal dispenser; FIG. 6: is a top plan view of the personal dispenser; FIG. 7: is a bottom plan view of the personal dispenser; and, FIG. 8: is an exploded front perspective view of the personal dispenser.

The broken lines shown in the drawings illustrate portions of the personal dispenser that form no part of the claimed design.

1 Claim, 3 Drawing Sheets



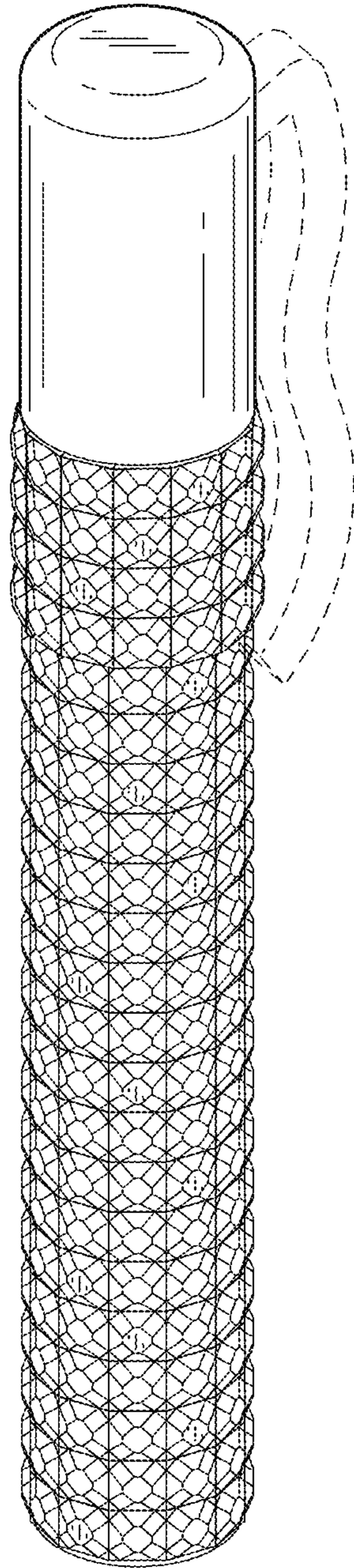


FIG. 1

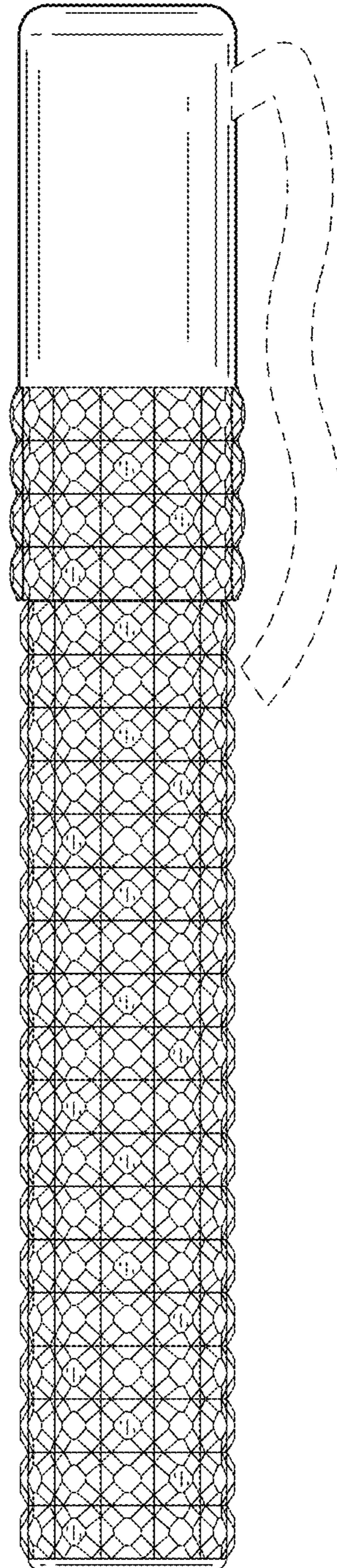


FIG. 2

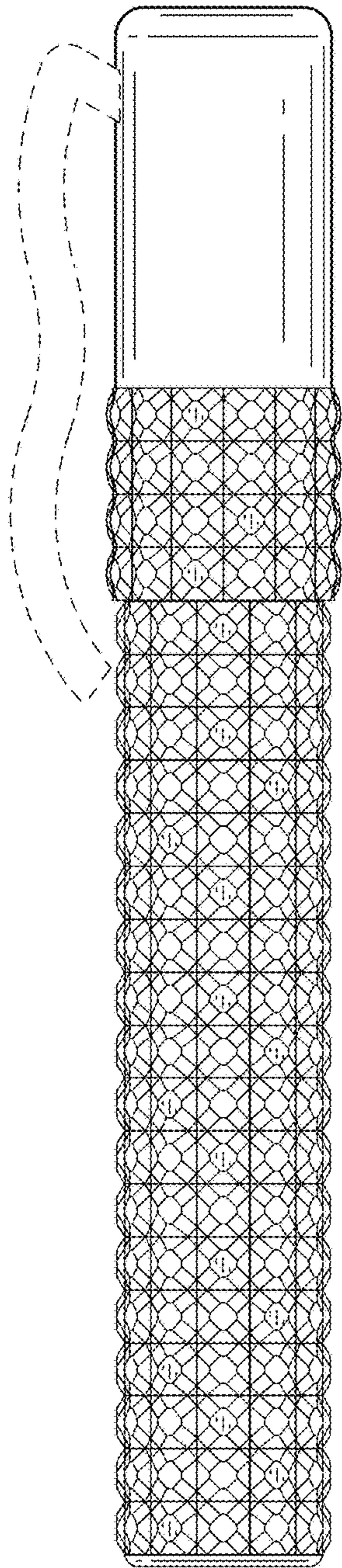


FIG. 3

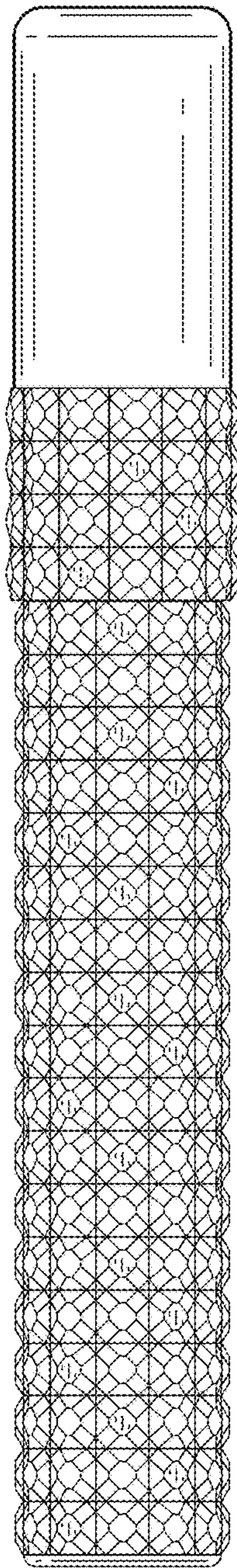


FIG. 4

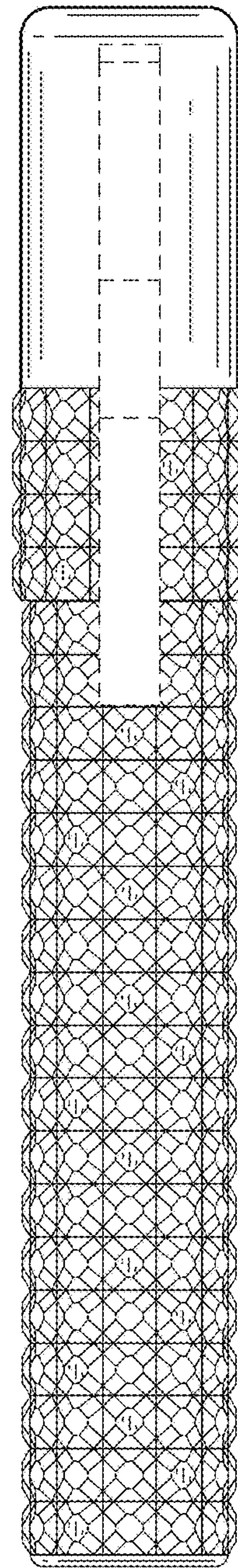


FIG. 5

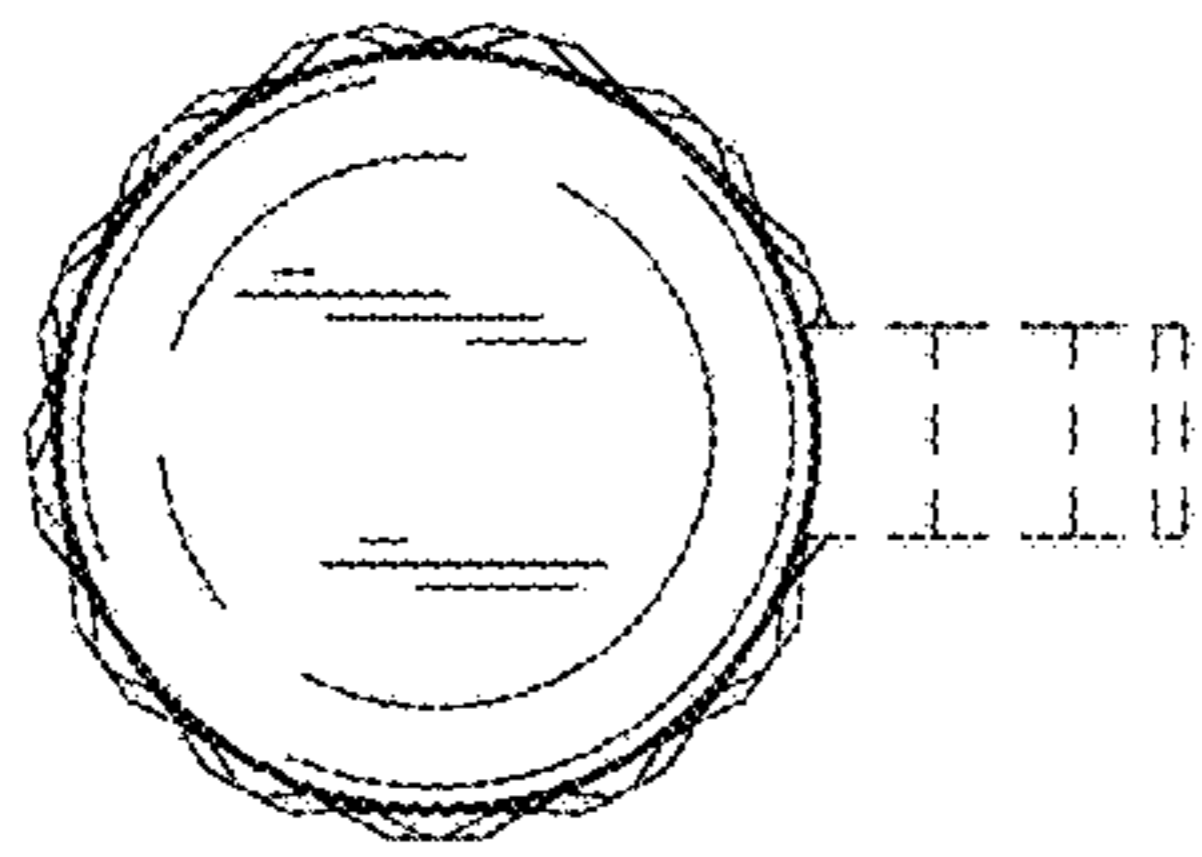


FIG. 6

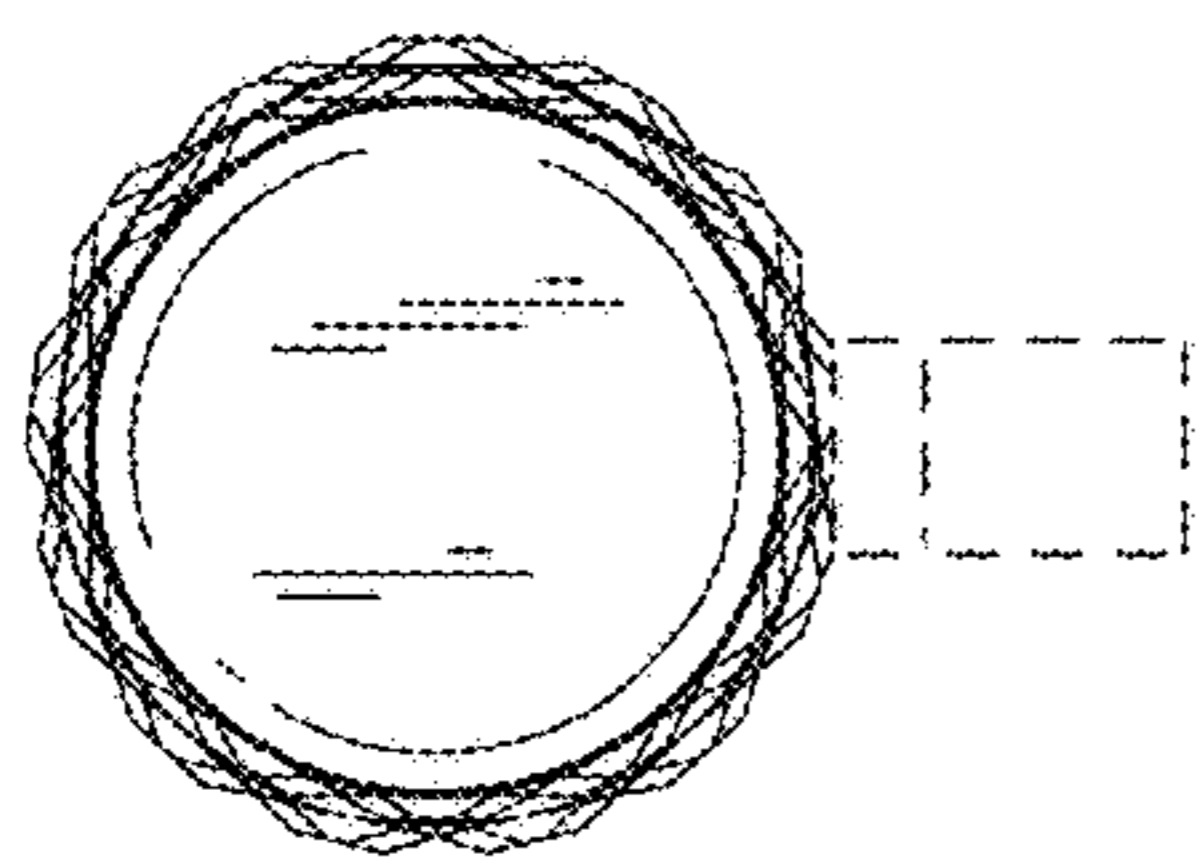


FIG. 7

FIG. 8

