



US00D779958S

(12) **United States Design Patent**
Canuto

(10) **Patent No.:** **US D779,958 S**

(45) **Date of Patent:** **** Feb. 28, 2017**

- (54) **BOX**
- (71) Applicant: **SOREMARTEC S.A.**, Findel (LU)
- (72) Inventor: **Franco Canuto**, Racca di Guarene (IT)
- (73) Assignee: **Soremartec S.A.**, Findel (LU)
- (**) Term: **14 Years**

6,450,343 B1 *	9/2002	Arnaldi	A23G 1/50 206/459.5
D522,376 S *	6/2006	Hales	D9/414
D548,584 S *	8/2007	Terrasi	D9/418
D553,357 S *	10/2007	Zimmerman	D3/269
D553,995 S *	10/2007	Lee	D9/432
D567,672 S *	4/2008	Sheu	D9/456
D612,262 S *	3/2010	Mussumeci	D9/629
D623,069 S *	9/2010	Warsaw	D9/432
D654,370 S *	2/2012	Campbell	D9/432

(21) Appl. No.: **29/522,160**

(22) Filed: **Mar. 27, 2015**

(30) **Foreign Application Priority Data**

Sep. 30, 2014 (CN) 2014 3 0368871

(51) **LOC (10) Cl.** **09-01**

(52) **U.S. Cl.**
USPC **D9/643**; D9/432; D9/757

(58) **Field of Classification Search**
USPC D9/600, 643-647, 737, 756-762, 414,
D9/418, 424-432, 456; 206/457, 494,
206/459.5, 527, 540, 769; 229/116.1;
446/77; 215/381-384, 400
CPC B65D 67/00; B65D 81/36; B65D 81/60;
B65D 81/368; B65D 2203/00; B65D
2203/02; A63H 33/16

See application file for complete search history.

(56) **References Cited**

U.S. PATENT DOCUMENTS

D114,891 S *	5/1939	Fogel	D9/418
D159,157 S *	6/1950	Koester	D9/757
D162,551 S *	3/1951	Levine	D9/424
D191,070 S *	8/1961	McCreery	D9/431
D364,813 S *	12/1995	Breton	D9/456
D368,588 S *	4/1996	Goraleski	D6/300

OTHER PUBLICATIONS

Ferrero Rocher chocolate box, posted Dec. 15, 2014. www.123fr.com/photo_alba-italy--december-15-2014-ferro-rocher-premium-specialties-chocolate.htm.*

Ferrero Rocher Holiday Gift, posted Dec. 18, 2011. www.shescribes.com/2011/12/ferrero-rocher-holiday-gifts-and-treats-big-giveaway.html.*

* cited by examiner

Primary Examiner — Sandra Morris

(74) *Attorney, Agent, or Firm* — Rothwell, Figg, Ernst & Manbeck, P.C.


(57) **CLAIM**

The ornamental design for a box, as shown and described.

DESCRIPTION

FIG. 1 shows a top plan view thereof;
FIG. 2 shows a bottom plan view thereof;
FIG. 3 shows a front elevation view of the box;
FIG. 4 shows a rear elevation view thereof;
FIG. 5 shows a right side elevation view thereof;
FIG. 6 shows a left side elevation view thereof; and,
FIG. 7 shows a perspective view thereof.

1 Claim, 7 Drawing Sheets






FIG.1




FIG.2




FIG.3




FIG.4




FIG.5




FIG.6




FIG.7