



US00D779922S

(12) **United States Design Patent**
Del Rossa

(10) **Patent No.:** **US D779,922 S**

(45) **Date of Patent:** **** Feb. 28, 2017**

(54) **JIG FOR REPAIRING BROKEN MOUNTING STUDS**

(71) Applicant: **Jeffrey Del Rossa**, Pittsburgh, PA (US)

(72) Inventor: **Jeffrey Del Rossa**, Pittsburgh, PA (US)

(**) Term: **15 Years**

(21) Appl. No.: **29/536,103**

(22) Filed: **Aug. 13, 2015**

(51) **LOC (10) Cl.** **08-05**

(52) **U.S. Cl.**

USPC **D8/354**; D8/349; D12/223

(58) **Field of Classification Search**

USPC D8/14, 71, 349, 354, 382, 394, 396, 398,
D8/499; D12/223

CPC F28D 9/0006; F28D 9/0025; F28F 3/025;
F02M 26/32; F01N 13/1805; F01N
13/1811; F01N 13/1827; F01N 13/1838;
B23B 49/02; B23B 51/0054

See application file for complete search history.

(56) **References Cited**

U.S. PATENT DOCUMENTS

3,396,361	A *	8/1968	Sussman	H01L 23/40 174/16.3
4,119,335	A *	10/1978	Rieffle	F16L 21/022 285/249
4,517,585	A *	5/1985	Ridout	H01L 23/4006 174/16.3
D339,277	S *	9/1993	Snider	D8/71
D363,500	S *	10/1995	Ichihara	D15/143
D367,249	S *	2/1996	Ott	D12/114
5,505,546	A *	4/1996	Okude	F16C 35/02 384/276
D371,139	S *	6/1996	Waskiewicz	384/428
5,755,464	A *	5/1998	Erwin	F01N 13/1805 285/328
D420,688	S *	2/2000	Ichihara	D15/143

6,079,753	A *	6/2000	Erwin	F01N 13/1805 285/328
6,484,913	B1 *	11/2002	Hancock	B60R 7/14 211/64
D695,788	S *	12/2013	Wilkinson	D15/7
D745,119	S *	12/2015	Browning	D23/265
D747,952	S *	1/2016	Attanasio	D8/349

(Continued)

OTHER PUBLICATIONS

Promaxx, Image post date unknown, site visited on Jul. 18, 2016 (online), 1 page, <<http://www.promaxxtool.com/nino.html>>.*

(Continued)

Primary Examiner — Sandra Snapp

Assistant Examiner — Ieisha Price

(74) *Attorney, Agent, or Firm* — Picadio Sneath Miller & Norton, P.C.; Robert L. Wagner

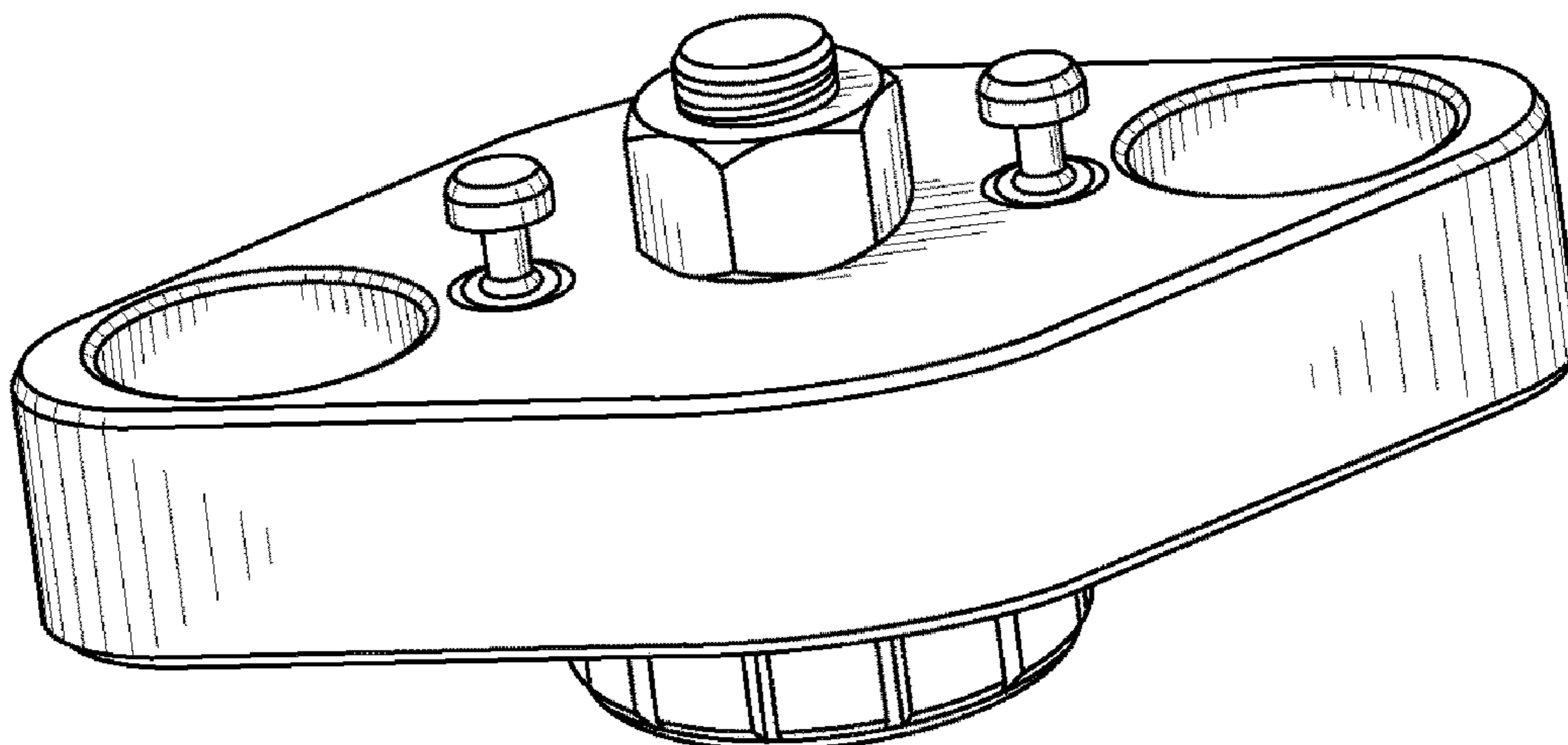
(57) **CLAIM**

The ornamental design for a jig for repairing broken mounting studs, as shown and described.

DESCRIPTION

FIG. 1 is a top perspective view of a jig for repairing broken mounting studs showing my design; FIG. 2 is a top plan view thereof; FIG. 3 is a side elevation view thereof; FIG. 4 is an opposite side elevation view thereof; FIG. 5 is a bottom plan view thereof; FIG. 6 is an end elevation view thereof; and, FIG. 7 is an opposite end elevation view thereof. The broken lines in the drawings illustrate portions of the jig for repairing broken mounting studs and form no part of the claimed design.

1 Claim, 3 Drawing Sheets



(56)

References Cited

U.S. PATENT DOCUMENTS

2002/0008387 A1* 1/2002 Vasudeva F01N 13/16
285/405
2008/0087409 A1* 4/2008 Nakamura F28D 9/0025
165/165
2011/0047997 A1* 3/2011 Goplen F01N 3/34
60/317
2013/0149057 A1* 6/2013 Nisikawa B23B 51/048
408/83
2013/0152291 A1* 6/2013 Stonecipher E03D 11/16
4/252.1
2016/0273440 A1* 9/2016 Eadie F01N 13/1805

OTHER PUBLICATIONS

ProMAXX Tools—Nino, Image post date Nov. 23, 2015, site visited
on Jul. 18, 2016 (online), 1 page, <[https://www.youtube.com/
watch?v=JaXrq59JbWo](https://www.youtube.com/watch?v=JaXrq59JbWo)>.*

* cited by examiner

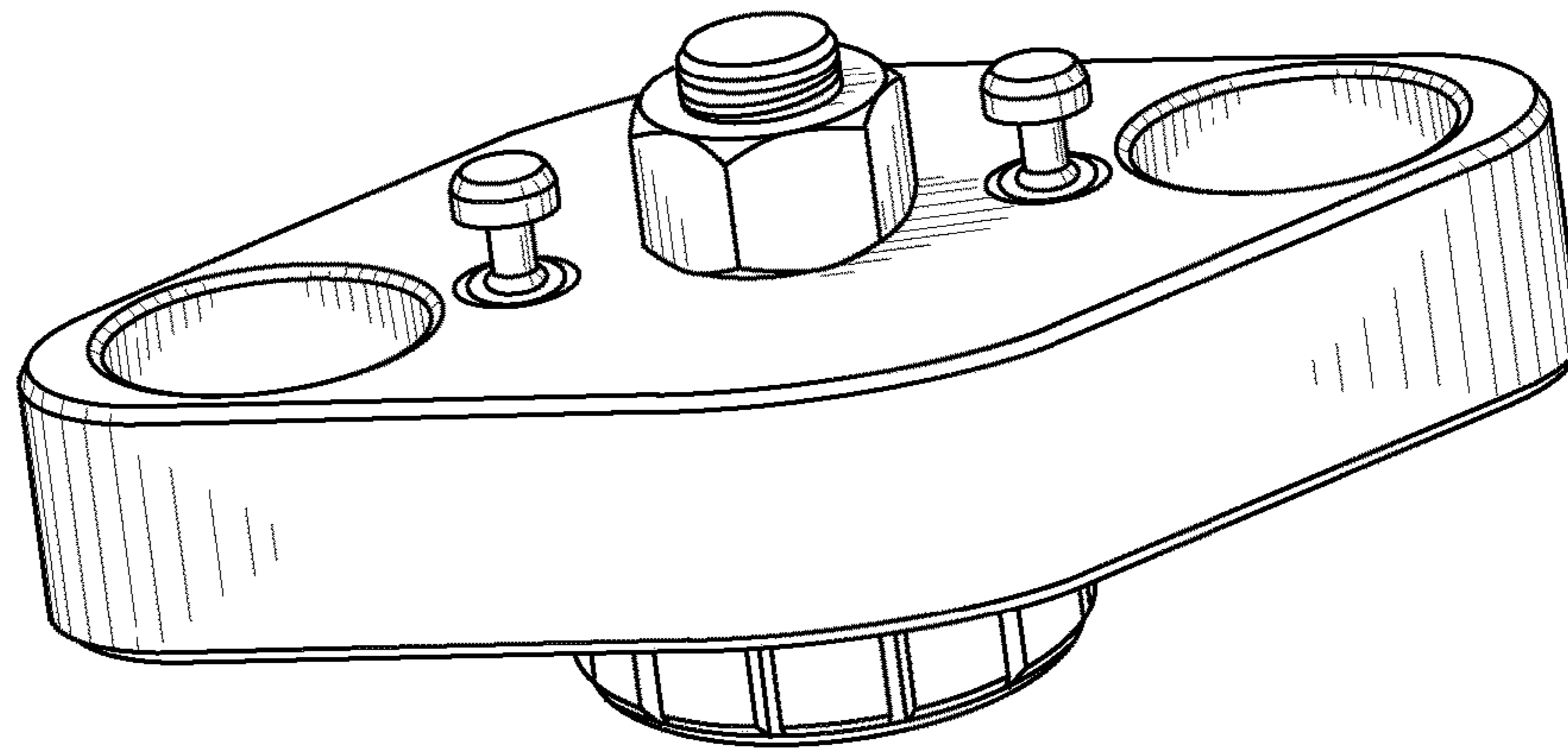


FIG. 1

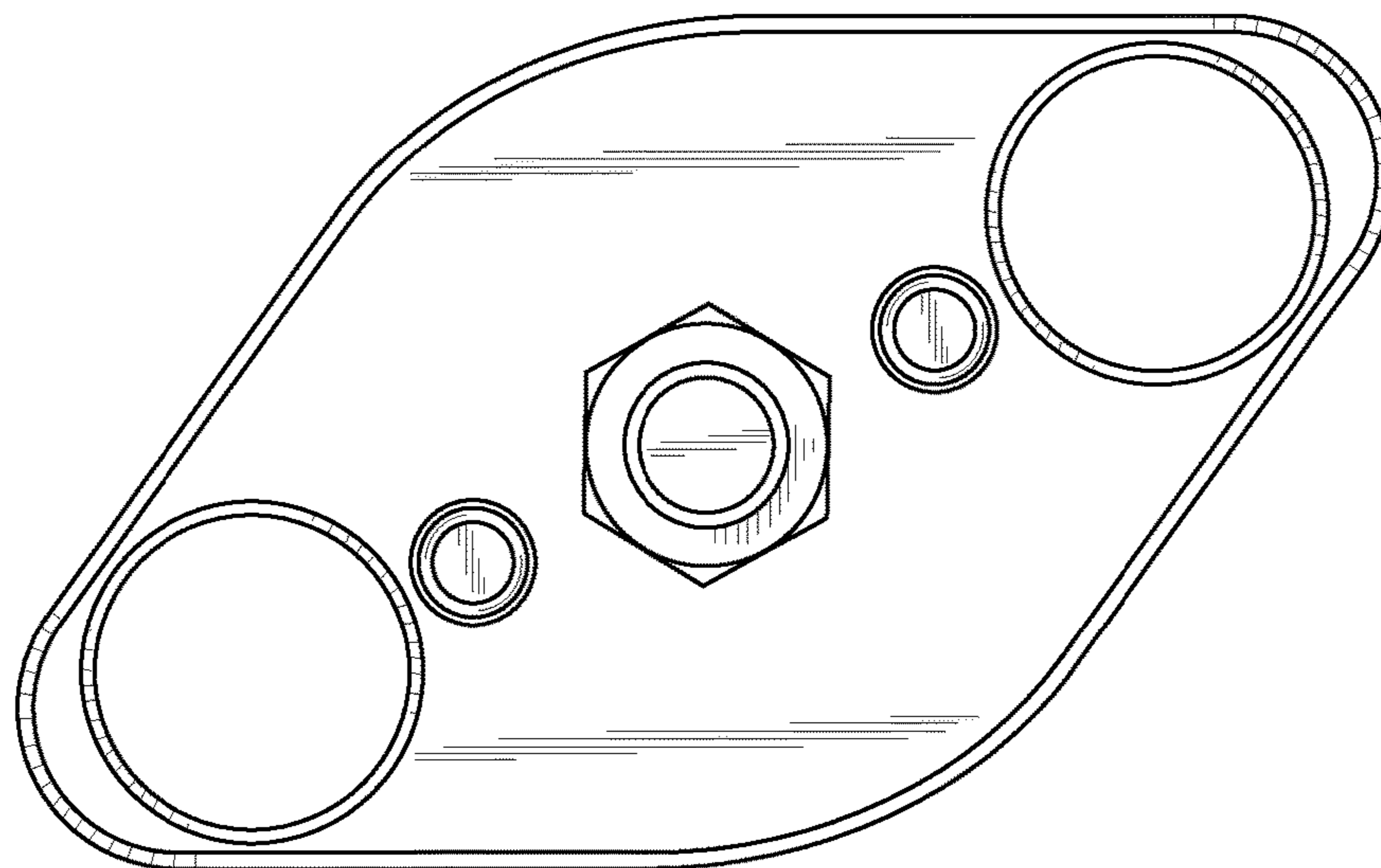


FIG. 2

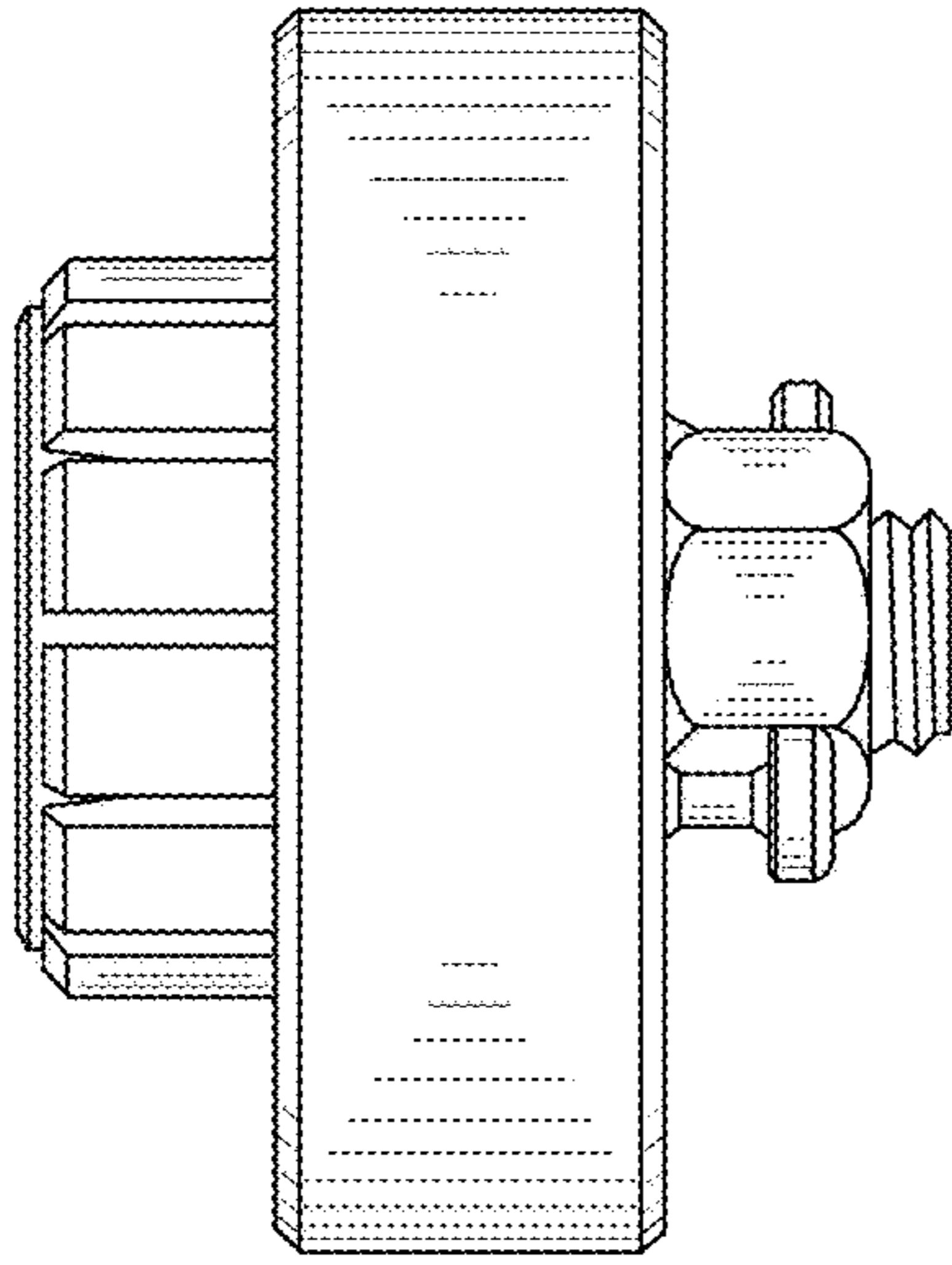


FIG. 3

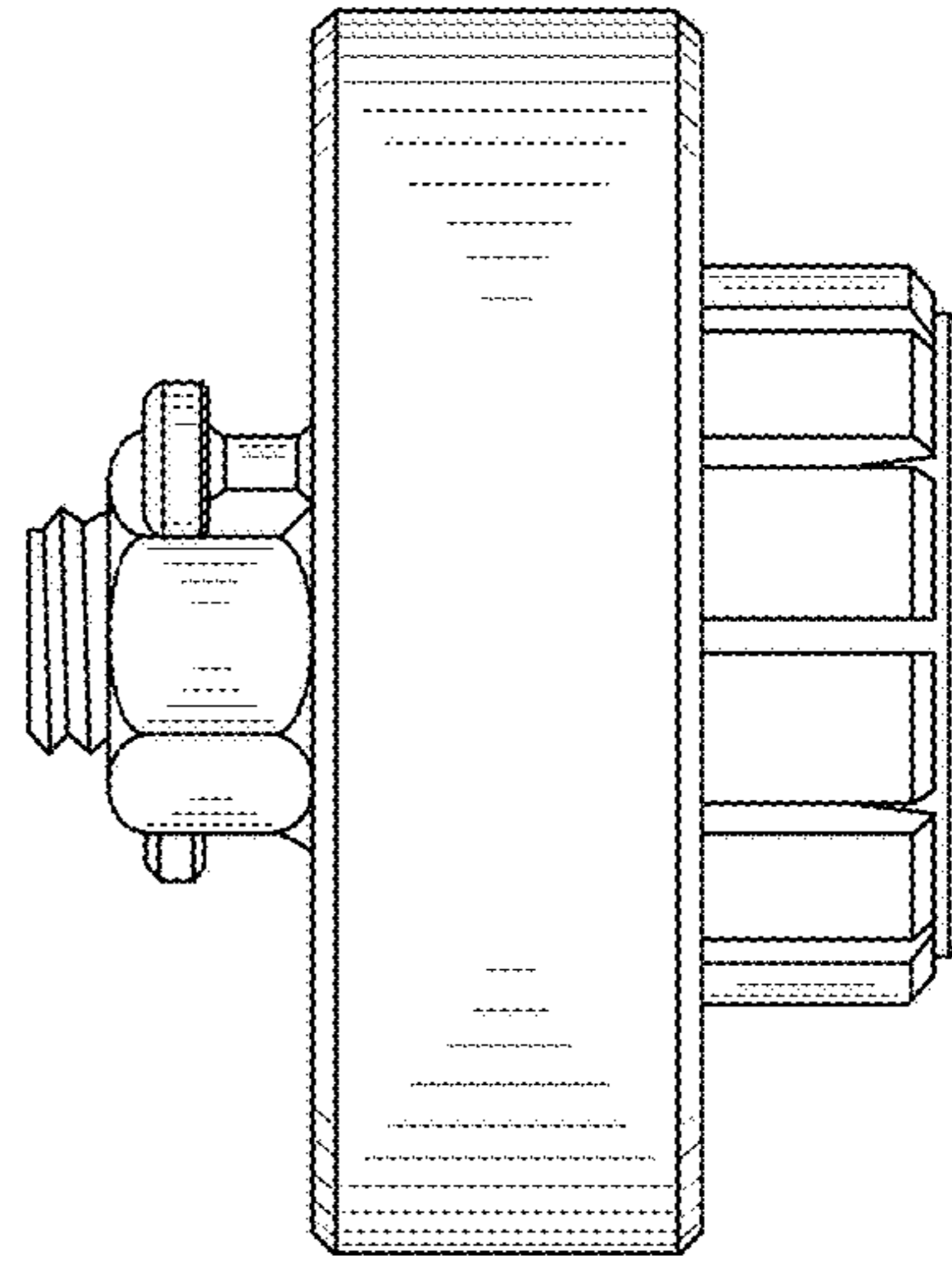


FIG. 4

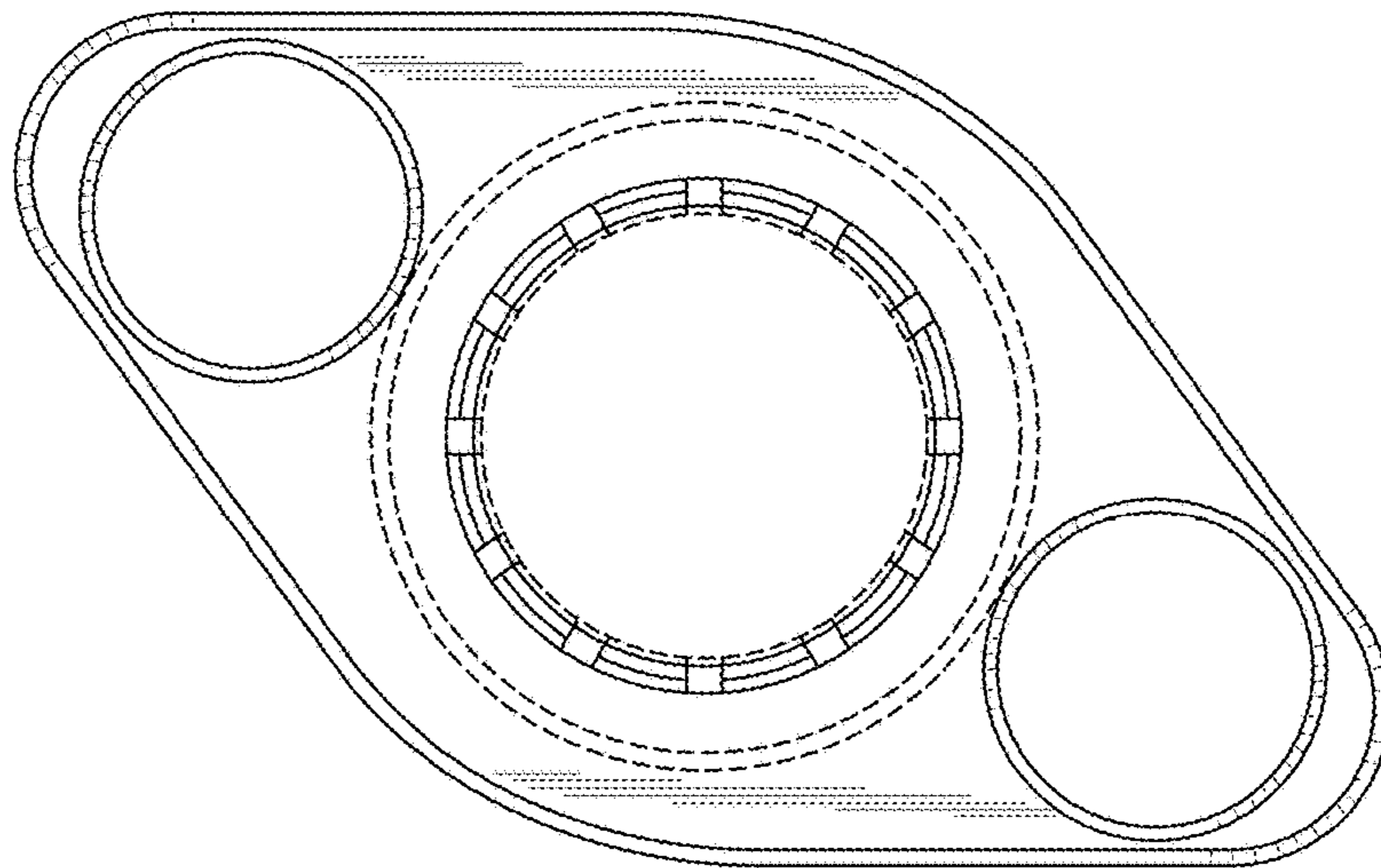


FIG. 5

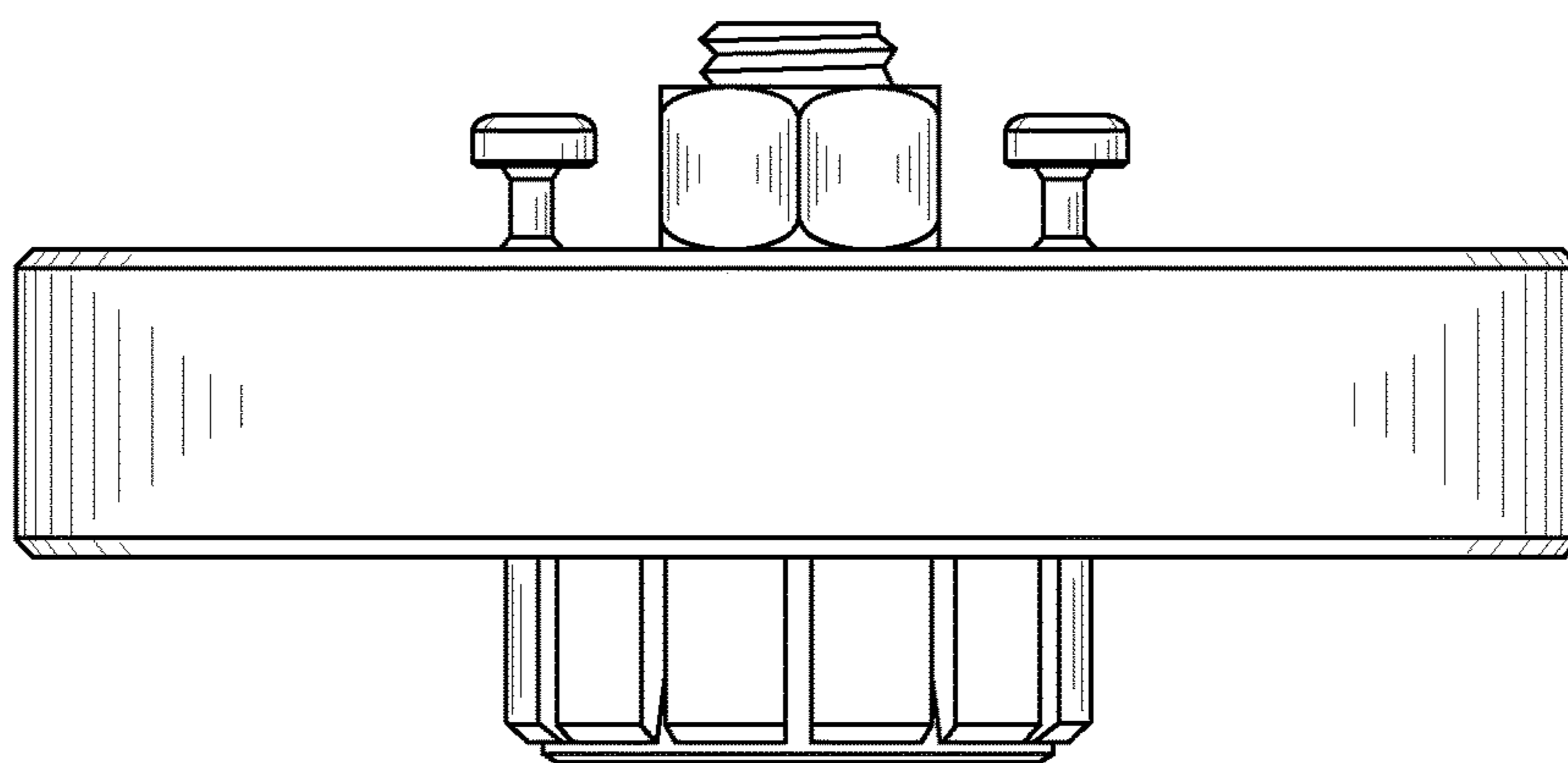


FIG. 6

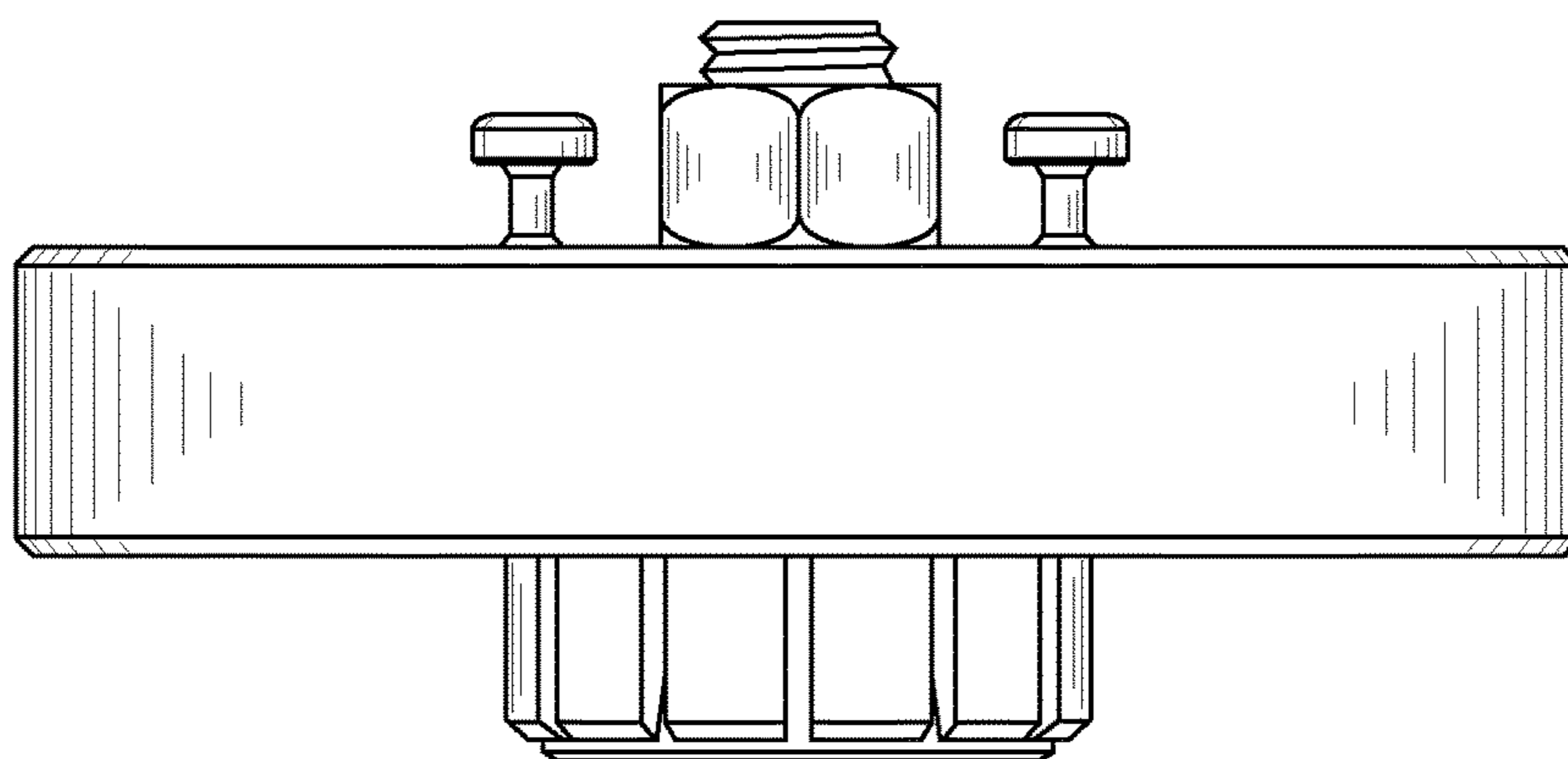


FIG. 7