



US00D779915S

(12) **United States Design Patent**
Zimmer et al.

(10) **Patent No.:** **US D779,915 S**

(45) **Date of Patent:** **** Feb. 28, 2017**

(54) **CABINET HANDLE**

(71) Applicants: **Top Knobs USA, Inc.**, Hillsborough, NJ (US); **Crofts and Assinder Ltd.**, Birmingham (GB)

(72) Inventors: **Christine Zimmer**, Hillsborough, NJ (US); **Zoran Matijevic**, Birmingham (GB)

(73) Assignees: **TOP KNOBS USA, INC.**, Hillsborough, NJ (US); **CROFTS AND ASSINDER LTD.**, Birmingham (GB)

(**) Term: **15 Years**

(21) Appl. No.: **29/546,890**

(22) Filed: **Nov. 27, 2015**

(51) **LOC (10) Cl.** **08-06**

(52) **U.S. Cl.**
USPC **D8/317**

(58) **Field of Classification Search**
USPC D8/300, 315–320, 349, 350, DIG. 1; D23/250, 254; D6/549, 546; 16/110.1, 16/412–415, 422, 425, DIG. 10

CPC Y10T 16/00; Y10T 16/44; Y10T 16/455; Y10T 16/458; Y10T 16/463; Y10T 16/4707; Y10T 16/498
See application file for complete search history.

(56) **References Cited**

U.S. PATENT DOCUMENTS

3,206,793 A * 9/1965 Silverberg E05C 19/003
16/223
3,523,322 A * 8/1970 Rossow A47B 95/02
16/412

D356,485 S * 3/1995 Off D8/317
6,546,597 B2 * 4/2003 Atalla E05B 1/0015
16/412
D564,334 S * 3/2008 Lee D8/316
D605,924 S * 12/2009 Hanes D8/317
7,793,388 B2 * 9/2010 Wing E05B 1/0015
16/412
D647,383 S * 10/2011 Bishop D8/317
D661,972 S * 6/2012 Han D8/316
D669,756 S * 10/2012 Matijevic D8/316
D721,260 S * 1/2015 Ramsland D8/316
D729,037 S * 5/2015 Zimmer D8/316
9,366,471 B2 * 6/2016 Allen E05B 1/0015

* cited by examiner

Primary Examiner — Prabhakar Deshmukh

(74) *Attorney, Agent, or Firm* — Schultz & Associates, P.C.

(57) **CLAIM**

The ornamental design for a cabinet handle, as shown and described.

DESCRIPTION

FIG. 1 is a perspective view of a cabinet handle showing our new design;

FIG. 2 is a front elevational view thereof;

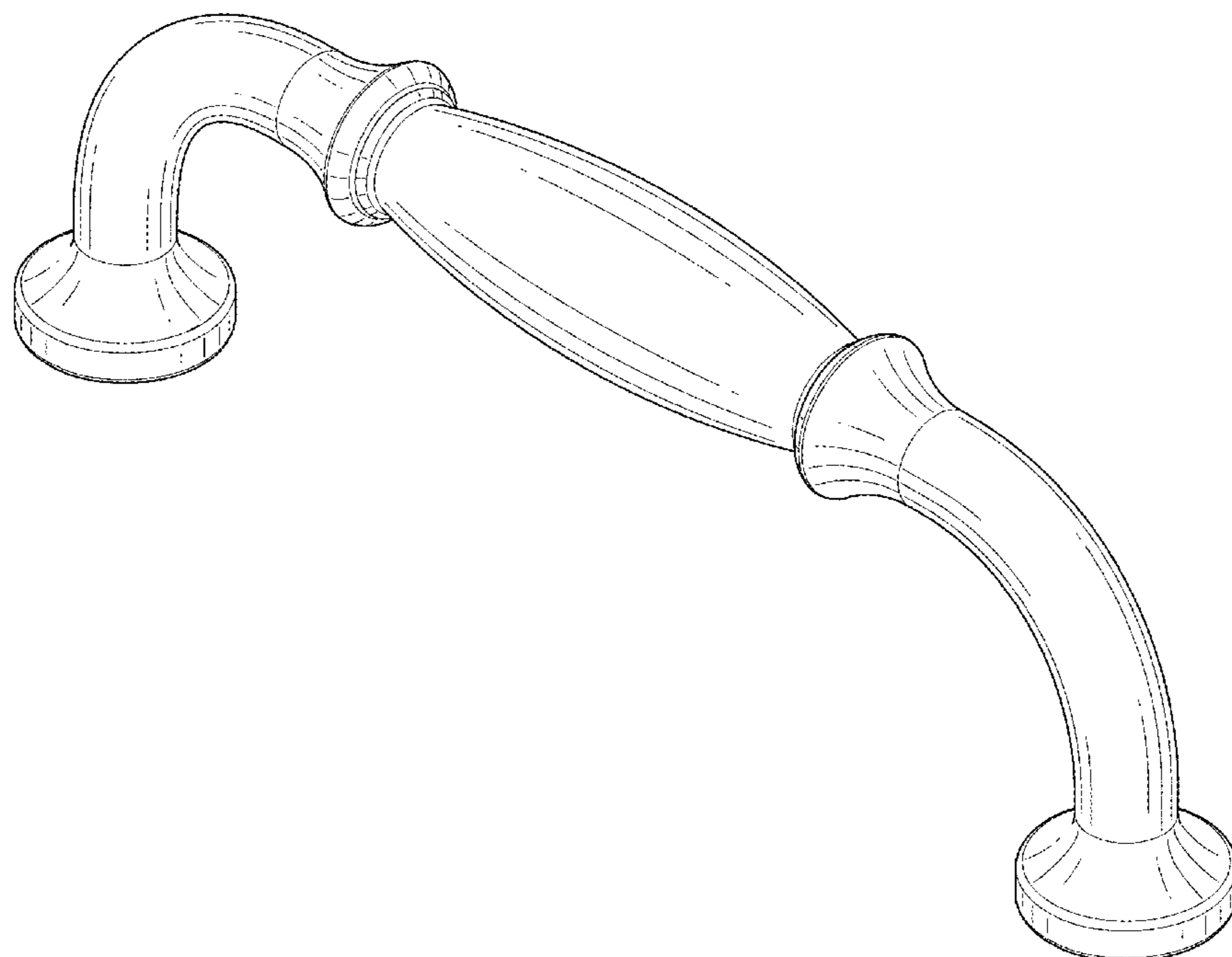
FIG. 3 is a left side elevational view thereof;

FIG. 4 is a top plan view thereof; and,

FIG. 5 is a bottom plan view thereof.

The broken lines shown represent unclaimed portions and form no part of the claimed design.

1 Claim, 3 Drawing Sheets



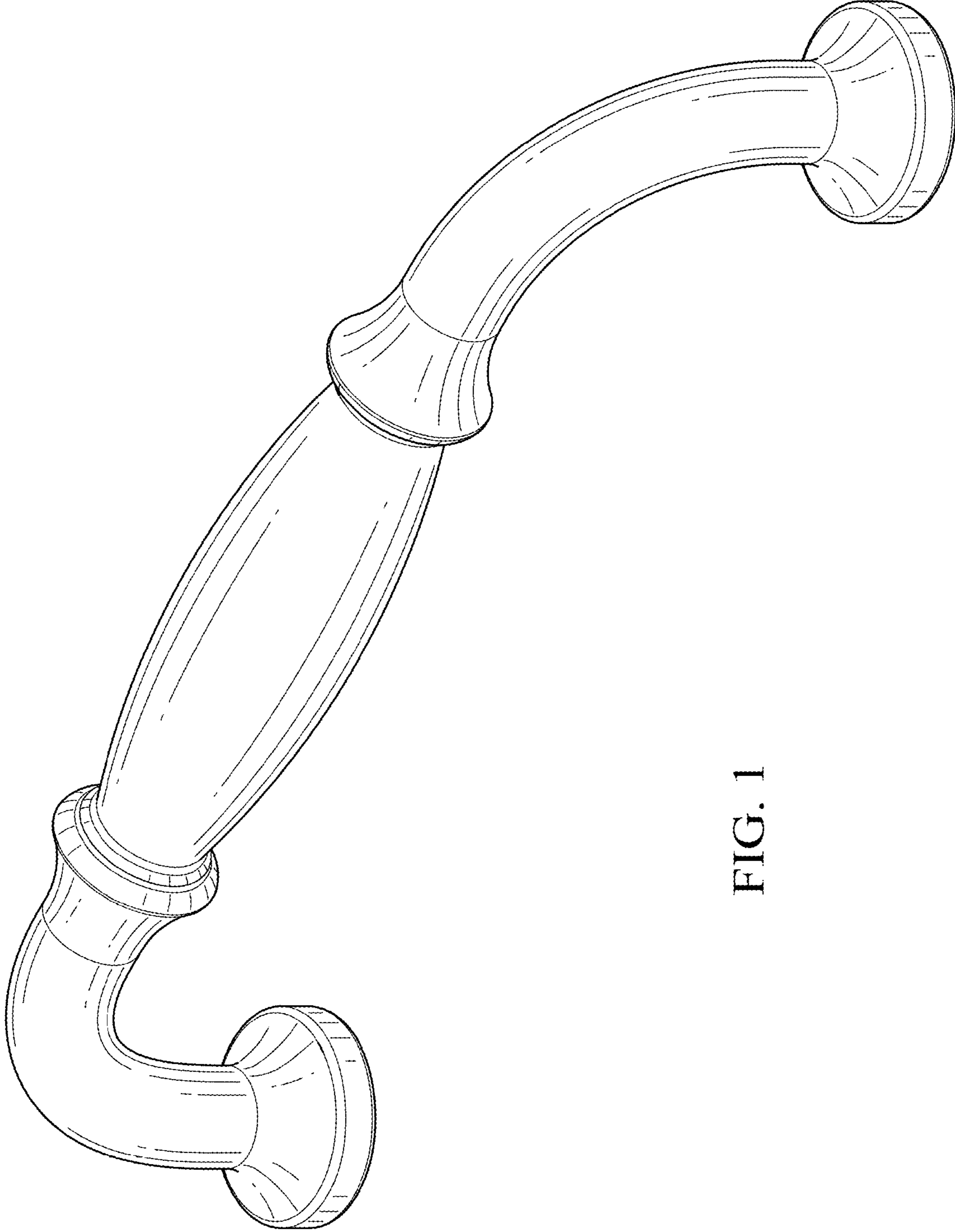


FIG. 1

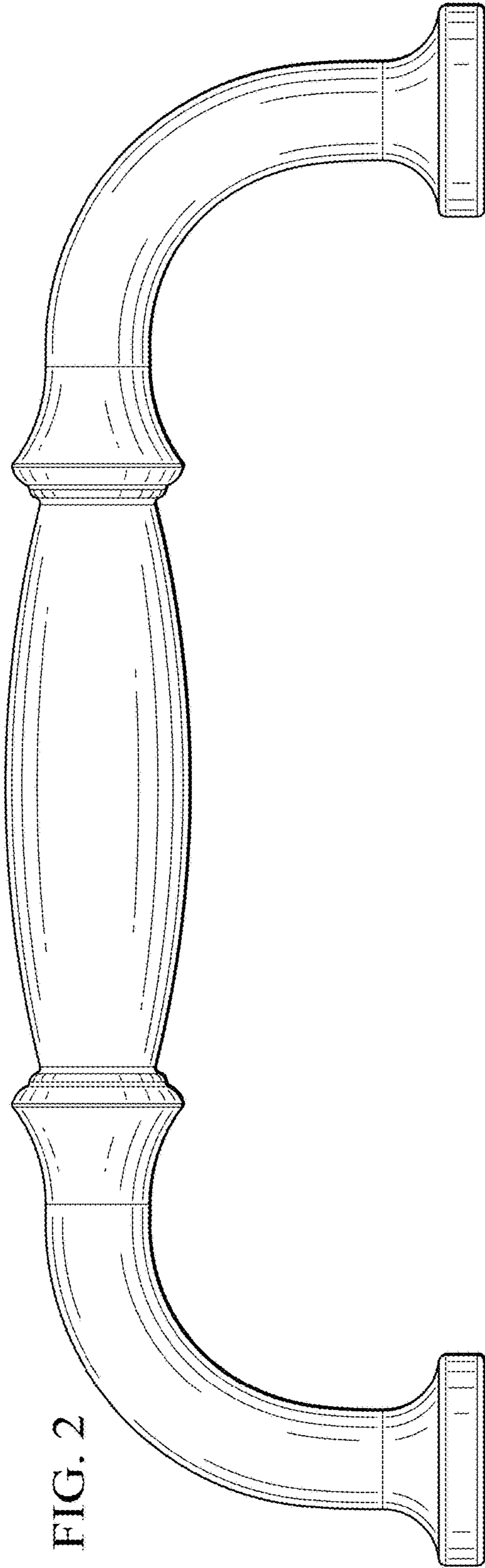


FIG. 2

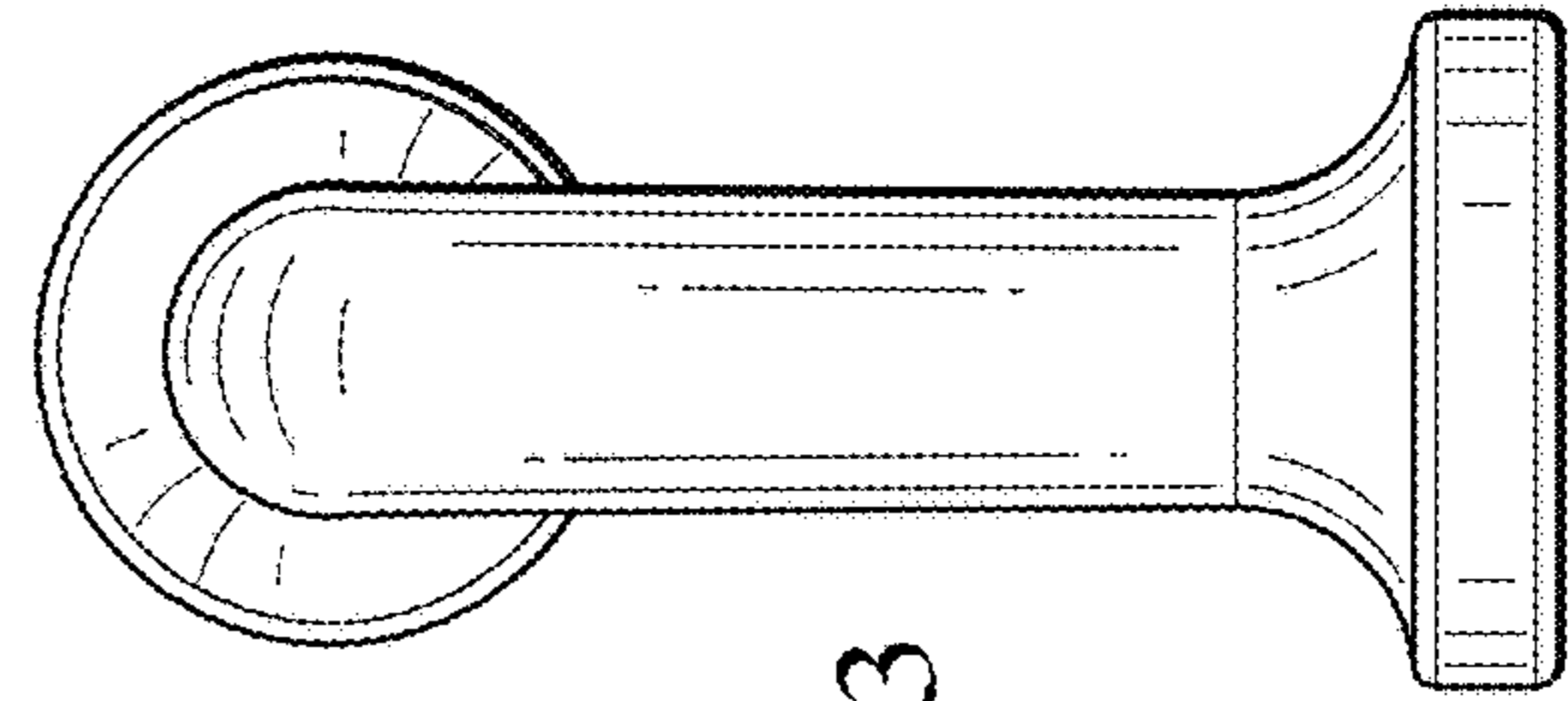


FIG. 3

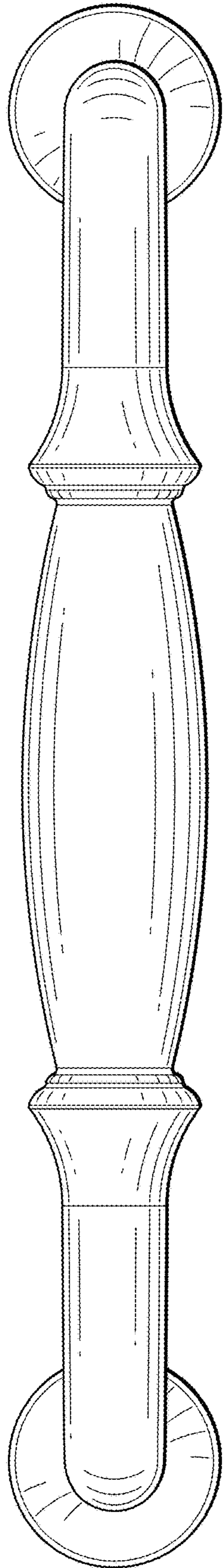


FIG. 4

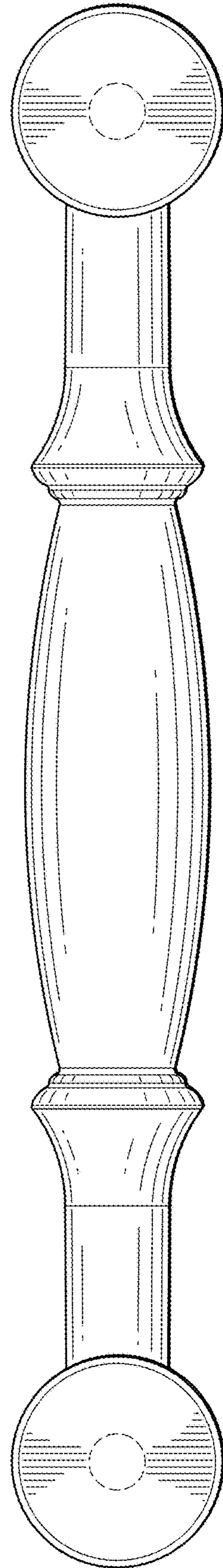


FIG. 5