



US00D779914S

(12) **United States Design Patent** (10) **Patent No.:** **US D779,914 S**  
**Zimmer** (45) **Date of Patent:** **\*\* Feb. 28, 2017**

(54) **CABINET HANDLE** 6,003,202 A \* 12/1999 Dauterive ..... A47B 95/02  
16/419  
(71) Applicant: **Top Knobs USA, Inc.**, Hillsborough, NJ (US) D469,329 S \* 1/2003 Martin ..... D8/301  
6,546,597 B2 \* 4/2003 Atalla ..... E05B 1/0015  
16/412  
(72) Inventor: **Christine Zimmer**, Hillsborough, NJ (US) D598,269 S \* 8/2009 Hanes ..... D8/317  
D611,323 S \* 3/2010 Koskela ..... D8/305  
D679,985 S \* 4/2013 Ramsland ..... D8/317  
D680,413 S \* 4/2013 Ramsland ..... D8/316  
(73) Assignee: **TOP KNOBS USA, INC.**, Hillsborough, NJ (US) D719,008 S \* 12/2014 Han ..... D8/315  
D729,035 S \* 5/2015 Zimmer ..... D8/316  
D737,654 S \* 9/2015 Han ..... D8/316  
D763,655 S \* 8/2016 Zimmer ..... D8/316

(\*\*) Term: **15 Years**

(21) Appl. No.: **29/546,921**

(22) Filed: **Nov. 27, 2015**

(51) **LOC (10) Cl.** ..... **08-06**

(52) **U.S. Cl.**  
USPC ..... **D8/316**

(58) **Field of Classification Search**  
USPC ..... D8/300, 315–320, 349, 350, DIG. 1;  
D23/250, 254; D6/549, 546; 16/110.1,  
16/412–415, 422, 425, DIG. 10  
CPC ..... Y10T 16/00; Y10T 16/44; Y10T 16/455;  
Y10T 16/458; Y10T 16/463; Y10T  
16/4707; Y10T 16/498  
See application file for complete search history.

(56) **References Cited**

**U.S. PATENT DOCUMENTS**

5,295,595 A \* 3/1994 Gobidas ..... A47H 1/18  
160/330  
5,465,438 A \* 11/1995 Allman ..... A61G 12/00  
4/516

\* cited by examiner

*Primary Examiner* — Prabhakar Deshmukh  
(74) *Attorney, Agent, or Firm* — Schultz & Associates, P.C.

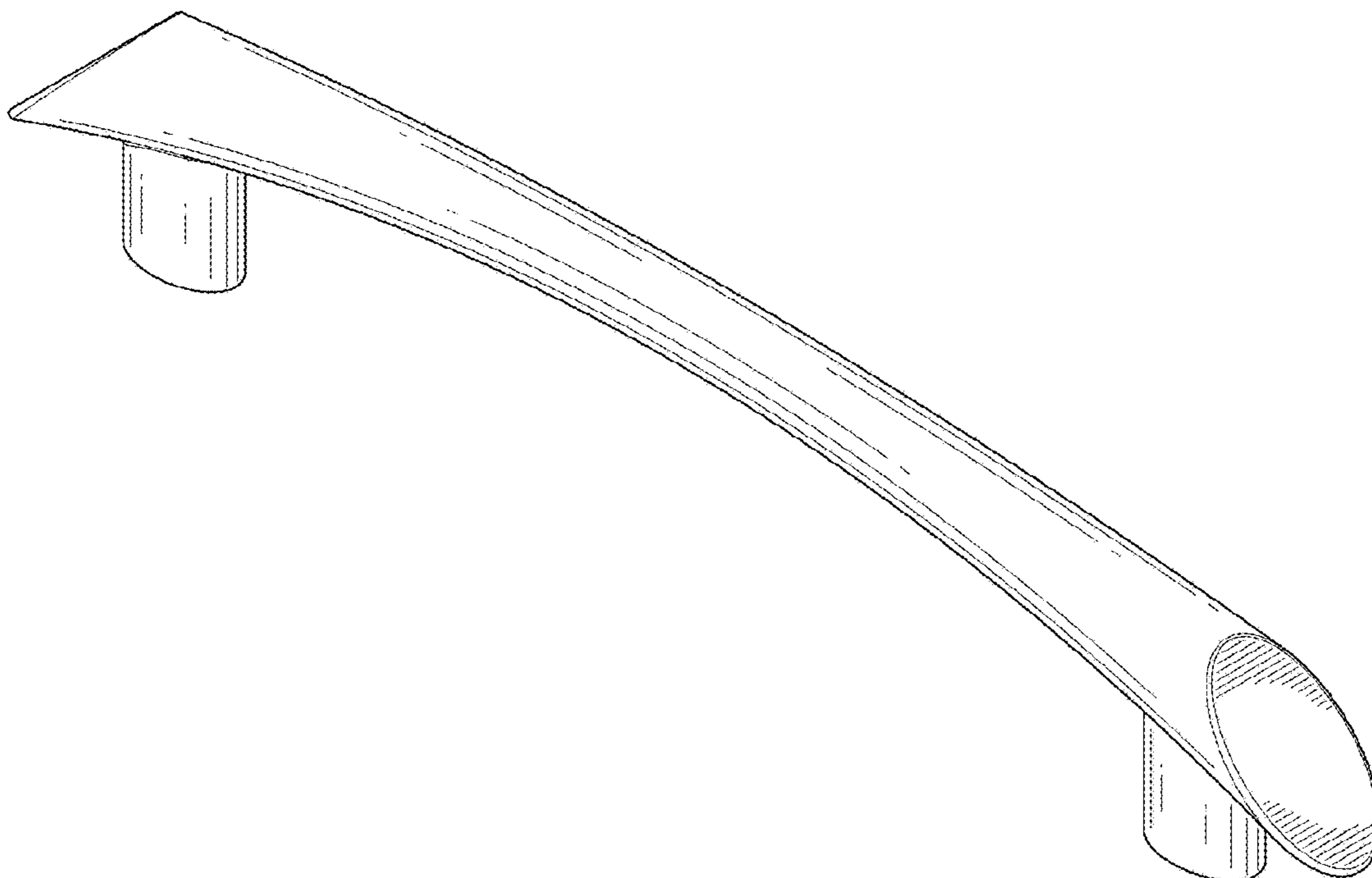
(57) **CLAIM**

The ornamental design for a cabinet handle, as shown and described.

**DESCRIPTION**

FIG. 1 is a perspective view of a cabinet handle showing our new design;  
FIG. 2 is a front elevational view thereof;  
FIG. 3 is a left side elevational view thereof;  
FIG. 4 is a top plan view thereof; and,  
FIG. 5 is a bottom plan view thereof.  
The broken lines shown represent unclaimed portions and form no part of the claimed design.

**1 Claim, 3 Drawing Sheets**



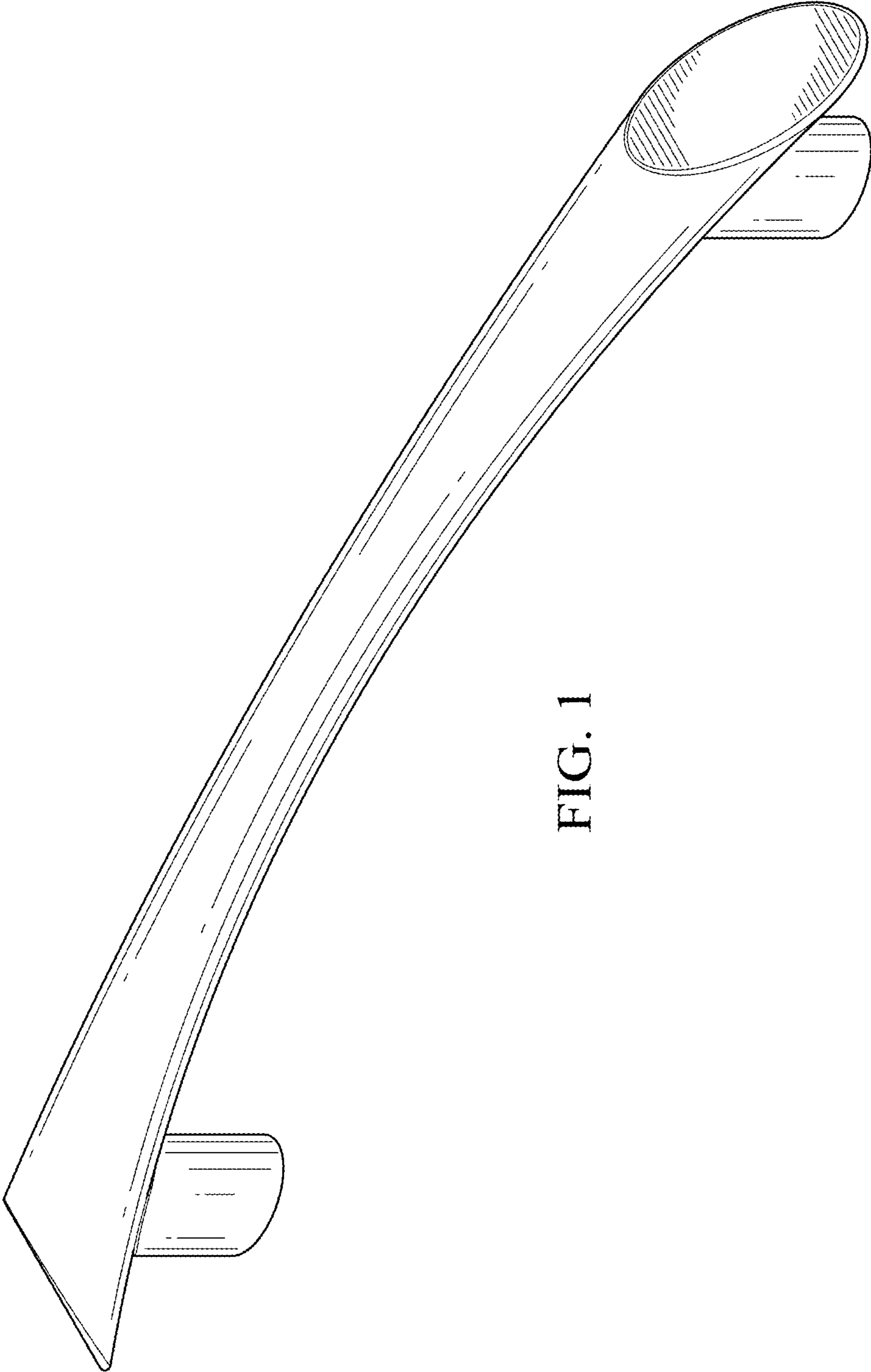


FIG. 1

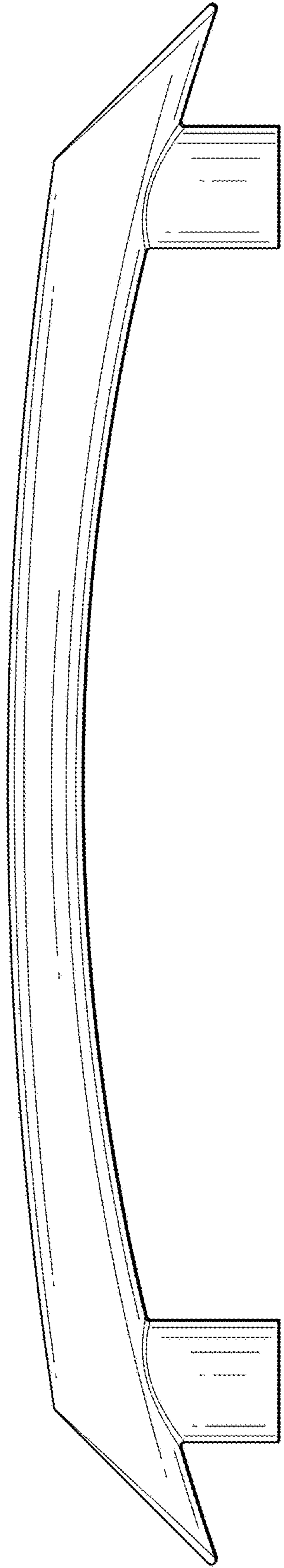


FIG. 2

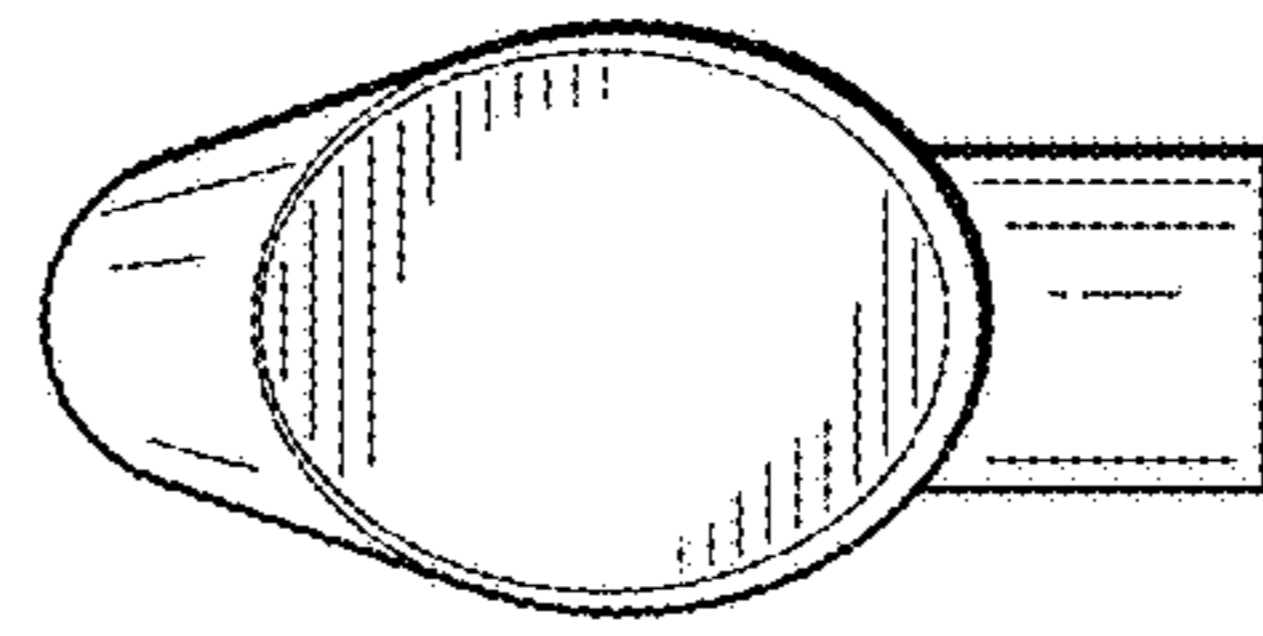


FIG. 3

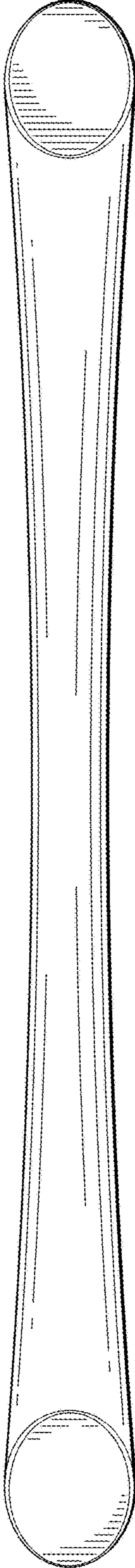


FIG. 4

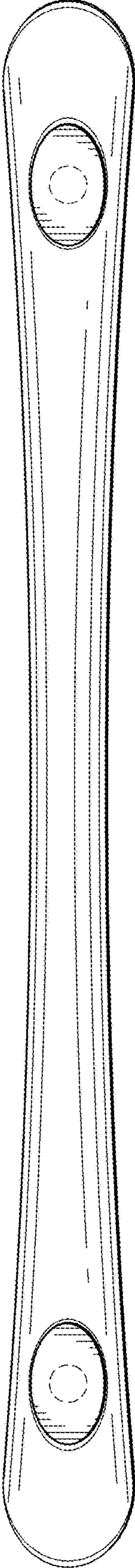


FIG. 5