



US00D779874S

(12) **United States Design Patent**
Barberi

(10) **Patent No.:** **US D779,874 S**

(45) **Date of Patent:** **** Feb. 28, 2017**

(54) **COOKWARE ELONGATED SIDE HANDLE**

(71) Applicant: **Meyer Intellectual Properties Limited,**
Kowloon (HK)

(72) Inventor: **Philip D. Barberi,** Vallejo, CA (US)

(73) Assignee: **Meyer Intellectual Properties Limited,**
Kowloon (HK)

(**) Term: **15 Years**

(21) Appl. No.: **29/556,045**

(22) Filed: **Feb. 26, 2016**

(51) **LOC (10) Cl.** **07-02**

(52) **U.S. Cl.**
USPC **D7/395**

(58) **Field of Classification Search**
USPC D7/354-361, 393-395, 401.2, 664;
D8/107, 300, 303, 307, 313, 321;
D4/138, 129
CPC A47J 45/06; A47J 45/061; A47J 45/08;
A47J 45/085; A47J 45/071; A47J 45/072;
B65D 25/2802; B65D 25/2882; B65D
25/2885; B65D 25/2888; B65D 25/2894;
Y10S 220/912
See application file for complete search history.

(56) **References Cited**

U.S. PATENT DOCUMENTS

D477,966 S * 8/2003 Burton D7/395
D482,567 S * 11/2003 Demers D7/395

D494,412 S * 8/2004 Prakasa D7/395
D560,427 S * 1/2008 Prakasa D7/395
D617,140 S * 6/2010 Rae D7/395
D630,053 S * 1/2011 Josancy D7/395
D644,486 S * 9/2011 Groll D7/395
D693,638 S * 11/2013 Sweet D7/395
D704,505 S * 5/2014 Clabots D7/395
D711,685 S * 8/2014 Delassus D7/395
D740,604 S * 10/2015 Barberi D7/395

* cited by examiner

Primary Examiner — Cynthia M Chin

(74) *Attorney, Agent, or Firm* — Akerman LLP

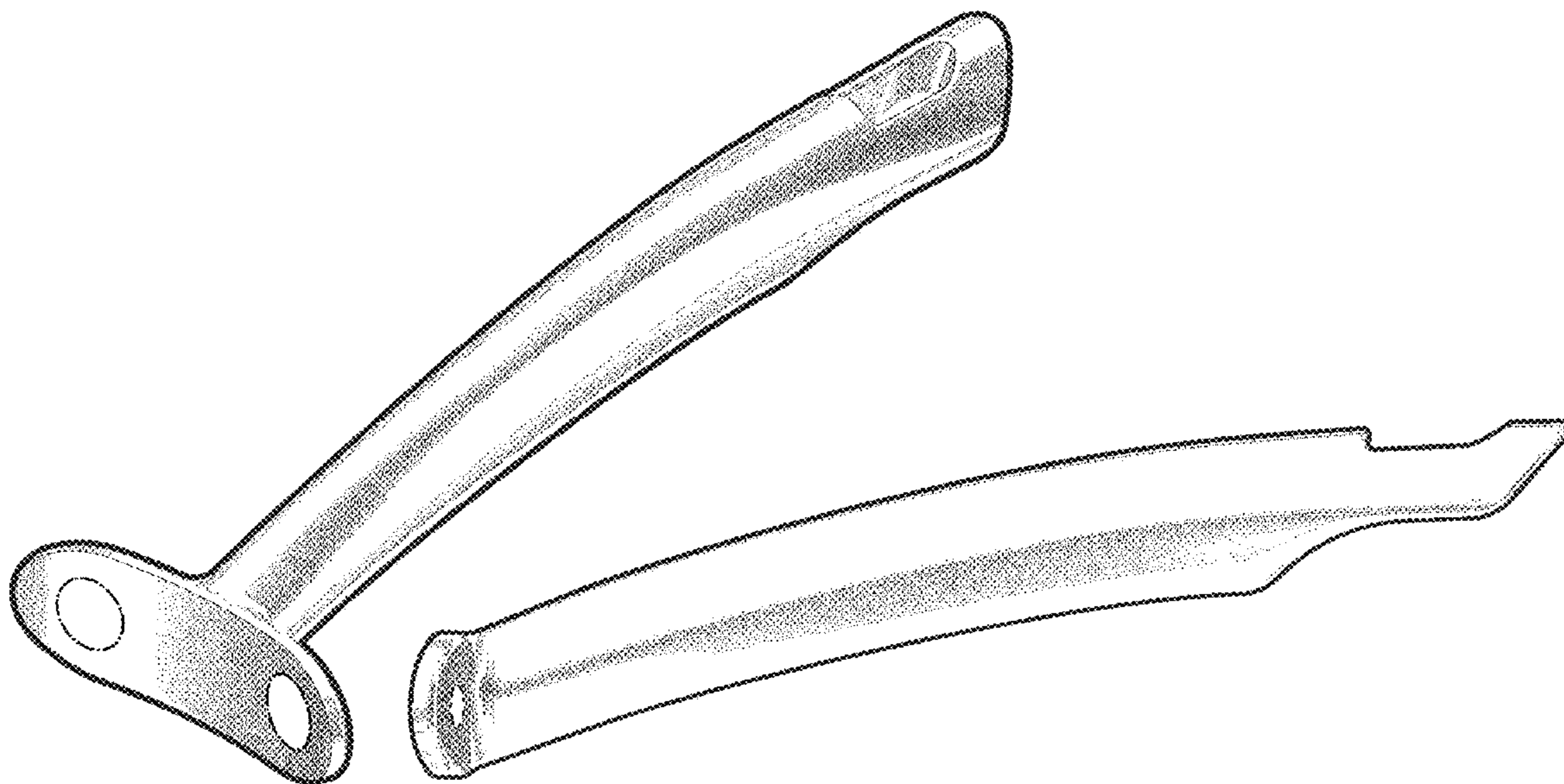
(57) **CLAIM**

The ornamental design for a cookware elongated side handle, as shown and described.

DESCRIPTION

FIG. 1 is a perspective view of the “cookware elongated side handle”, showing my new design; FIG. 2 is a right side view thereof; the left side elevation view being the mirror image thereof; FIG. 3 is a top view thereof; FIG. 4 is a bottom view thereof; FIG. 5 is a back view thereof; and, FIG. 6 is a front view thereof. The broken lines immediately adjacent the shaded areas in FIGS. 1, 2, 5 & 6 represent the bounds of the claim which form no part of the claimed design.

1 Claim, 3 Drawing Sheets



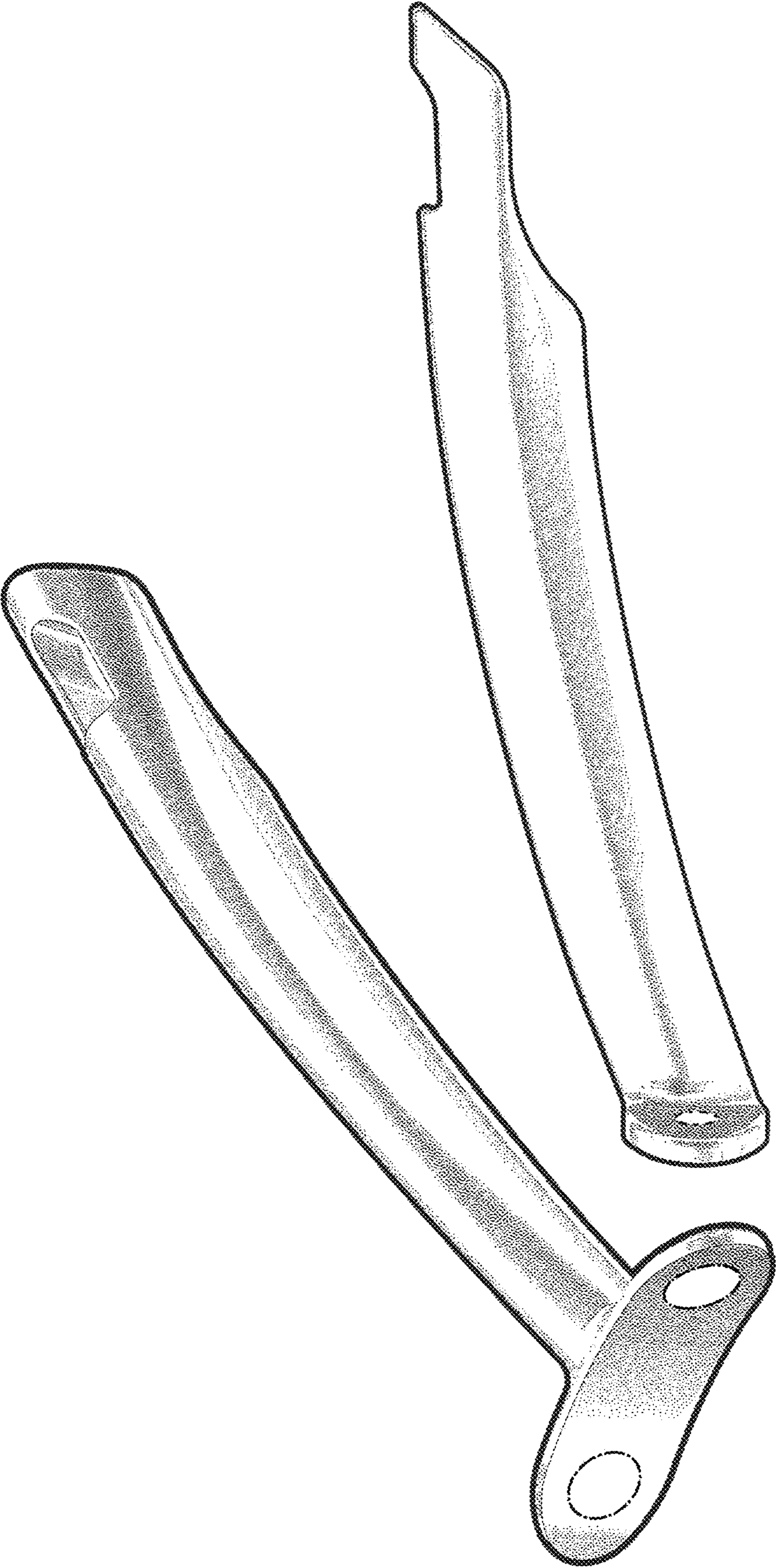


FIG.2

FIG.1

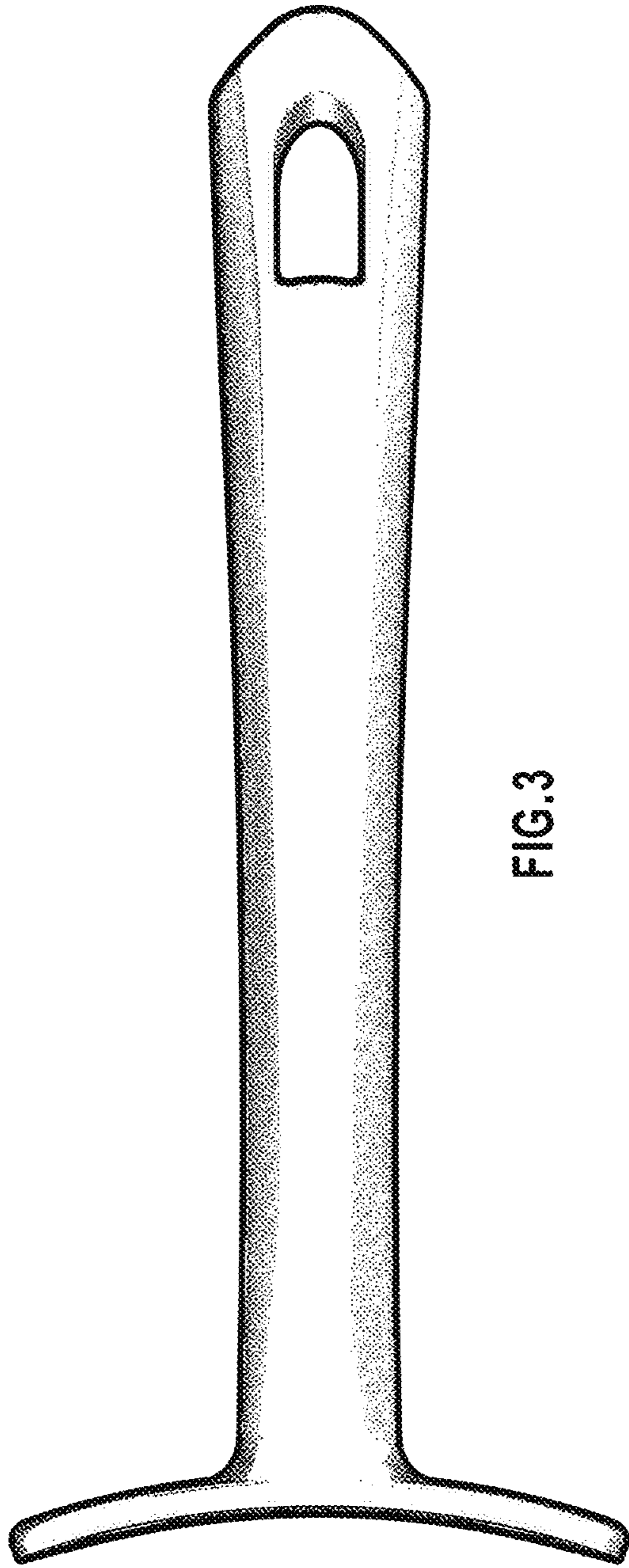


FIG. 3

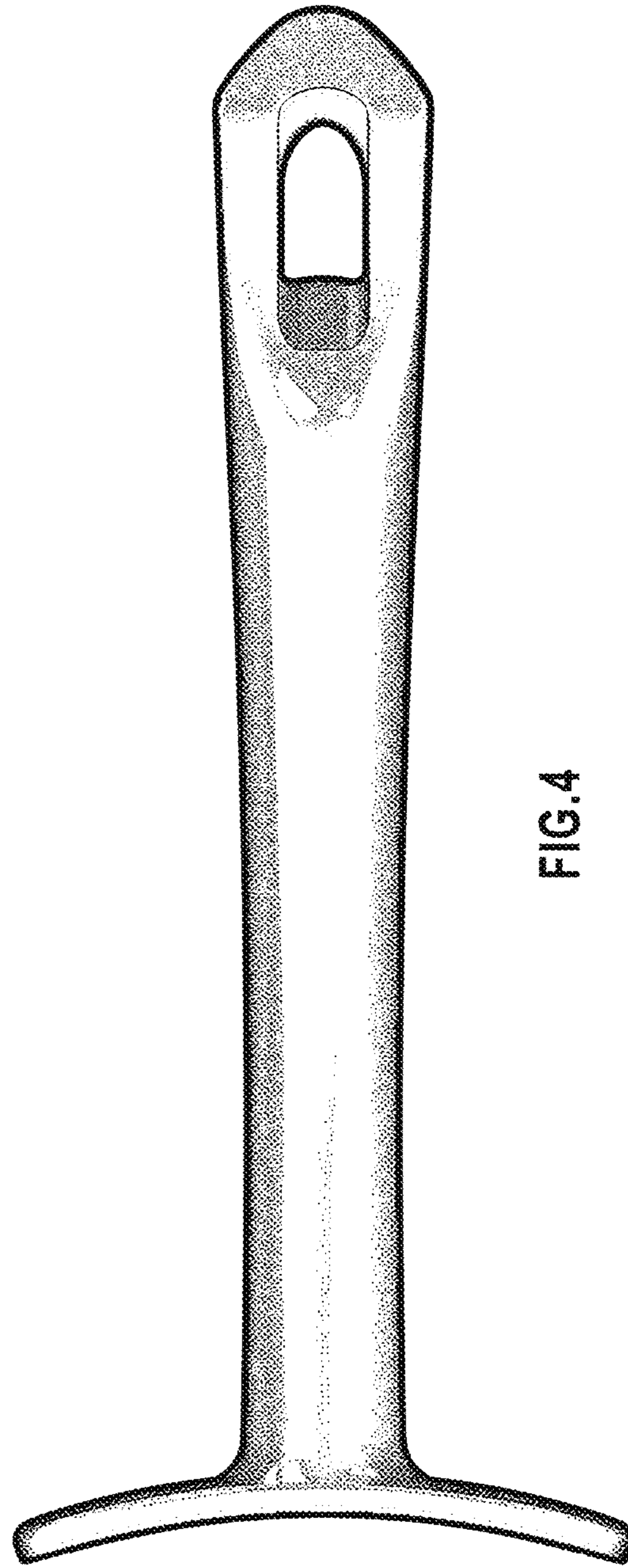


FIG. 4

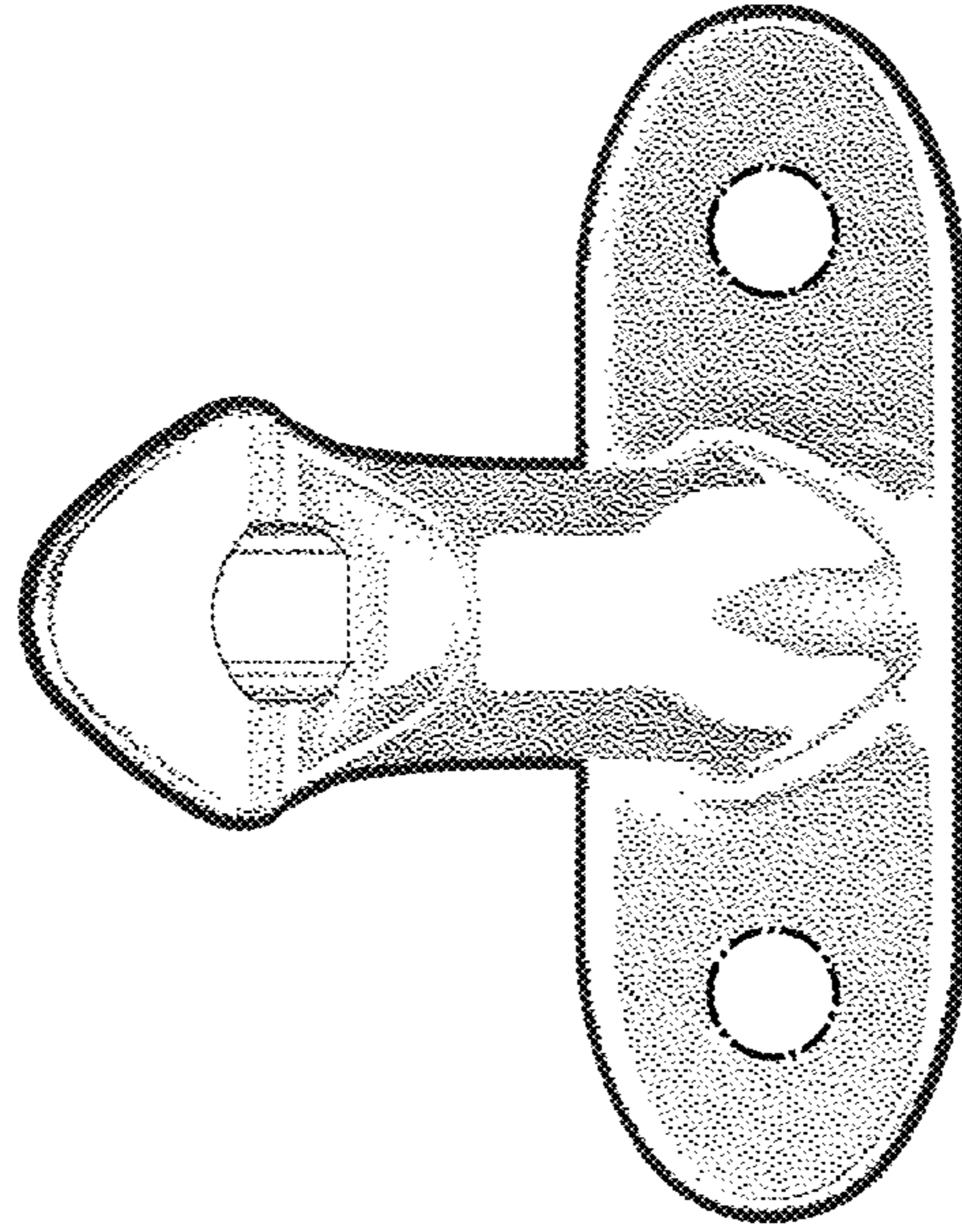


FIG. 5

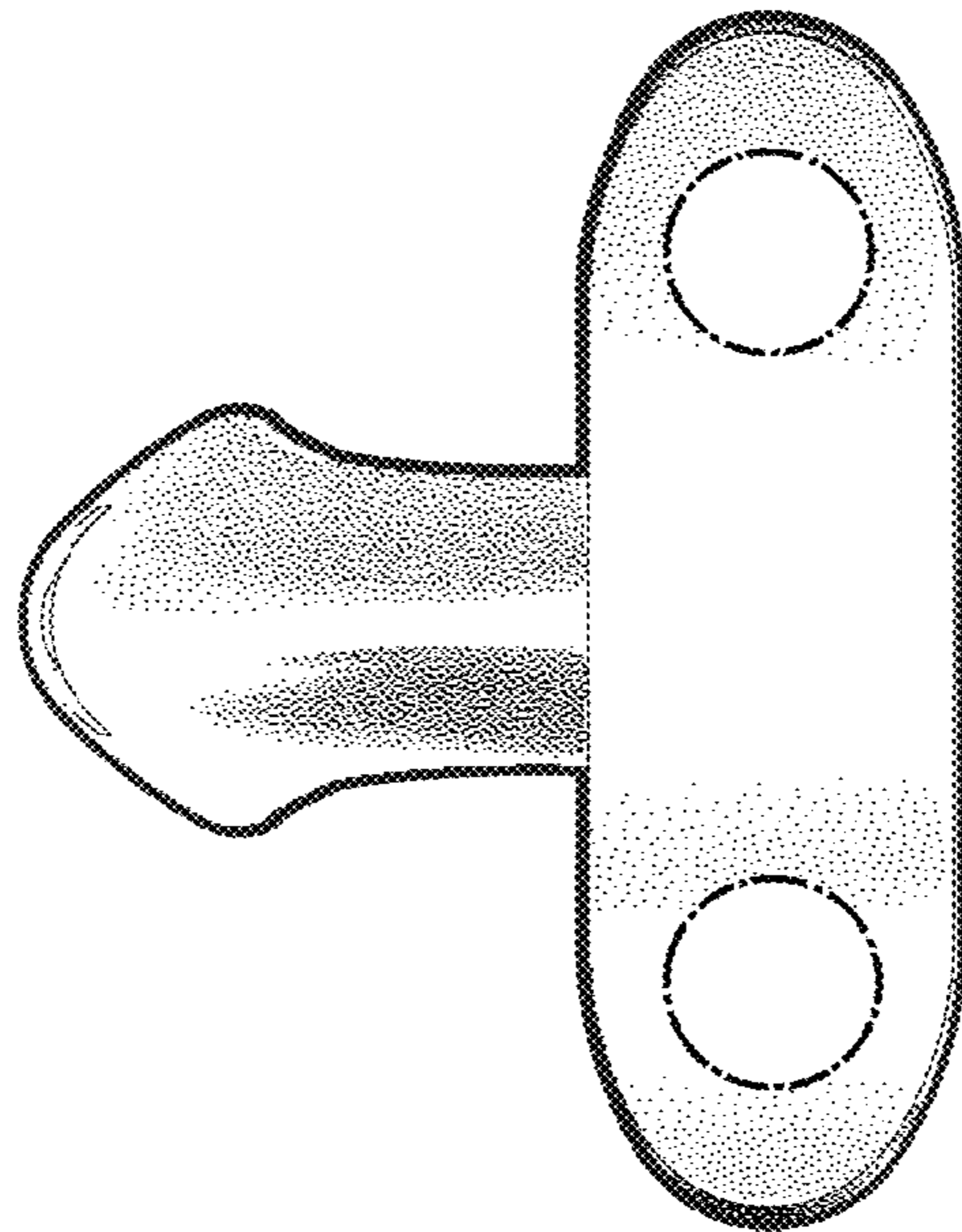


FIG. 6