



US00D779856S

(12) **United States Design Patent** (10) **Patent No.:** **US D779,856 S**
Rich et al. (45) **Date of Patent:** **** Feb. 28, 2017**

(54) **SET OF SLEEPING PILLOWS**
(71) Applicant: **The Tropical Shells Company Limited**, Hove, East Sussex OT (GB)
(72) Inventors: **Ruth Shulamith Levrant Rich**, Hove (GB); **Millicent Levrant Rich**, Hove (GB)
(73) Assignee: **The Tropical Shells Company Limited**, Hove (GB)
(**) Term: **15 Years**
(21) Appl. No.: **29/533,719**
(22) Filed: **Jul. 21, 2015**

(30) **Foreign Application Priority Data**
Jun. 18, 2015 (EM) 002721779-0001
Jul. 17, 2015 (EM) 002739219-0001

(51) **LOC (10) Cl.** **06-09**
(52) **U.S. Cl.**
USPC **D6/601**

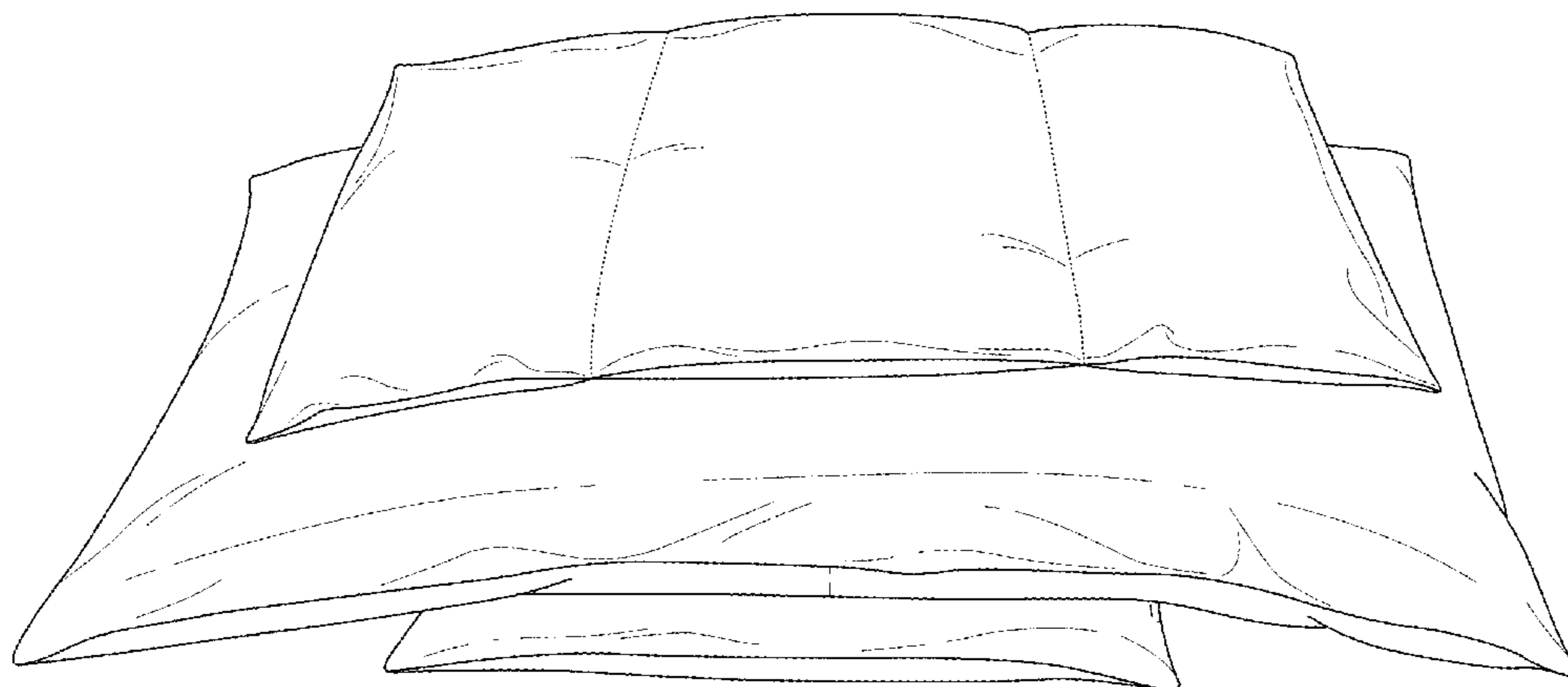
(58) **Field of Classification Search**
USPC D6/333, 349, 355, 375, 388, 512, 563, D6/564, 595, 596, 601, 604, 611, 707, D6/715, 716, 716.1; D24/183-185, 234; D21/803, 804, 805, 809; 5/401, 420, 600, 5/630, 631, 632, 633, 635, 636, 638, 639, 5/646, 652, 652.1, 655, 703, 730; 297/1, 297/2, 4, 93, 180.11, 195.1, 195.11, 297/195.13, 393, 397, 452.12, 452.14, 297/452.15, 452.21, 452.24, 452.26, 297/452.48, 452.62, 482
CPC A47G 9/10; A47G 9/1009; A47G 9/1018; A47G 9/1027; A47G 9/1036; A47G 9/1045; A47G 9/1063; A47G 9/1072; A47G 9/1081; A47G 9/109; A47C 7/021; A47C 27/00
See application file for complete search history.

(56) **References Cited**
U.S. PATENT DOCUMENTS
247,892 A * 10/1881 Doremus A47G 9/10 5/640
1,385,355 A * 7/1921 Banks A47G 9/10 5/636
2,738,834 A * 3/1956 Jaffe A47G 9/10 5/420
D268,976 S * 5/1983 Ross D6/601
D313,140 S * 12/1990 Johnson D6/596
D341,513 S * 11/1993 Reeves 5/419
D349,625 S * 8/1994 daPalma D6/596
D369,934 S * 5/1996 Straub D24/183
D376,287 S * 12/1996 Bennett D6/595
D381,234 S * 7/1997 Lupoff 5/636
5,644,810 A 7/1997 Kato
D424,358 S * 5/2000 Wang D6/596
D430,627 S * 9/2000 Bergman D21/662
(Continued)

Primary Examiner — Rosemary K Tarcza
Assistant Examiner — Sanjeev Paul
(74) *Attorney, Agent, or Firm* — Dinsmore & Shohl LLP

(57) **CLAIM**
The ornamental design for the set of sleeping pillows, as shown and described.

DESCRIPTION
FIG. 1 is a front and top perspective view of a new ornamental design for a set of sleeping pillows, in which also shown is a stitching pattern illustrated by two dotted lines adjacent a middle section of the top pillow and forms part of the claimed design;
FIG. 2 is an exploded left side and top perspective view thereof;
FIG. 3 is an exploded bottom plan view thereof;
FIG. 4 is an exploded top plan view thereof;
FIG. 5 is a right side view thereof;
FIG. 6 is a left side view thereof;
FIG. 7 is front view thereof; and,
FIG. 8 is a back view thereof.
(Continued)



Portions of the middle and bottom sleeping pillows representing stitching, zippers and seams are shown in broken line in FIGS. 1, 2, 3, 4, 6, 7 and 8, and form no part of the claimed design.

1 Claim, 8 Drawing Sheets

(56)

References Cited

U.S. PATENT DOCUMENTS

D440,805 S *	4/2001	Rogone	D6/333
D441,967 S *	5/2001	Reithmeier	D6/333
D442,006 S	5/2001	Miller	
D446,675 S *	8/2001	Straub	5/655
6,601,252 B1 *	8/2003	Leach	A47C 1/146 5/420
D541,366 S *	4/2007	Rominger	D21/803
D561,952 S *	2/2008	Lamstein	D30/118
D564,276 S	3/2008	Traficanti	
D675,855 S *	2/2013	Reeves	D6/601
D731,815 S *	6/2015	Paschia	D6/601
D749,875 S *	2/2016	Sullivan	D6/604
D750,919 S *	3/2016	Patenaude	D6/604
2005/0138733 A1	6/2005	Riesberg et al.	
2012/0222218 A1 *	9/2012	Davis	A47G 9/10 5/490

* cited by examiner



FIG. 1




FIG. 2




FIG. 3




FIG. 4

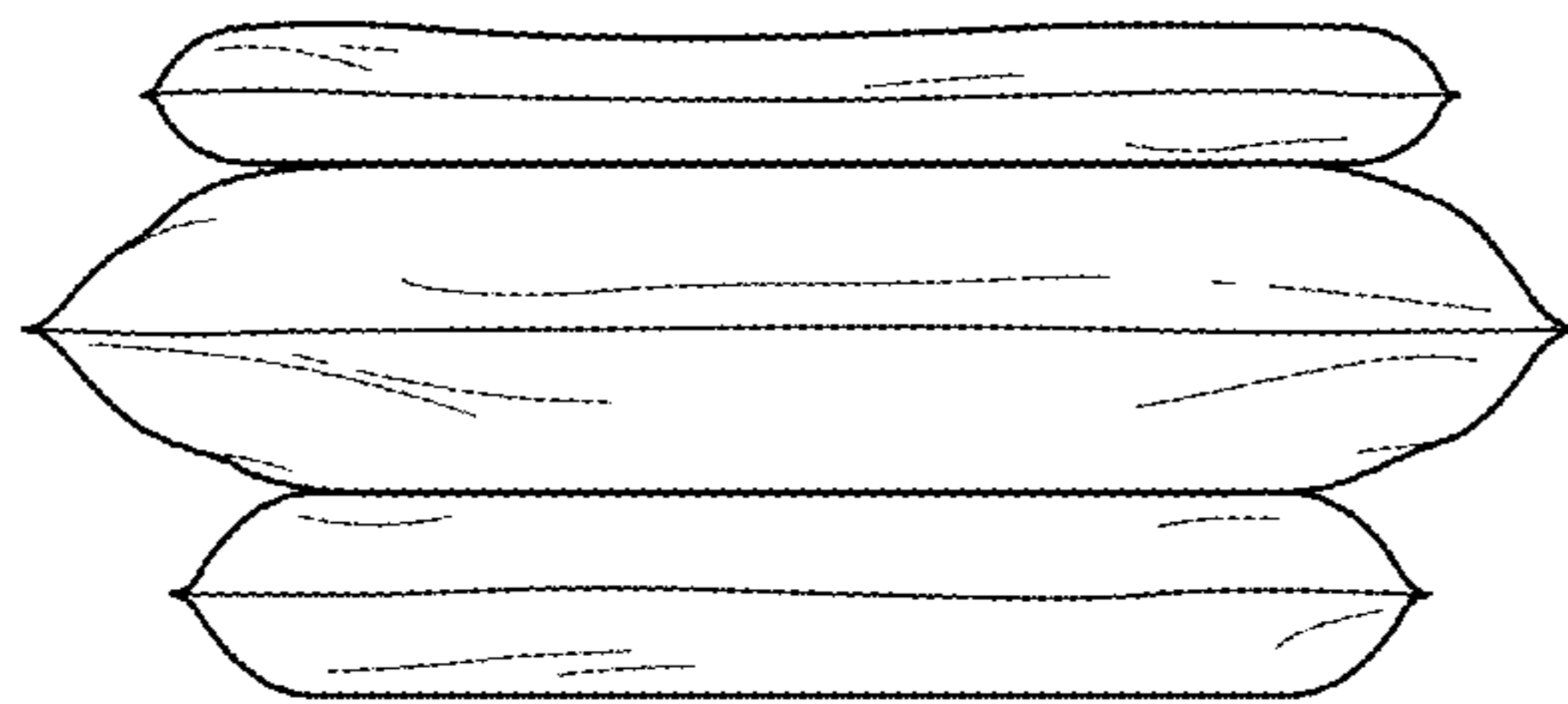


FIG. 5




FIG. 6

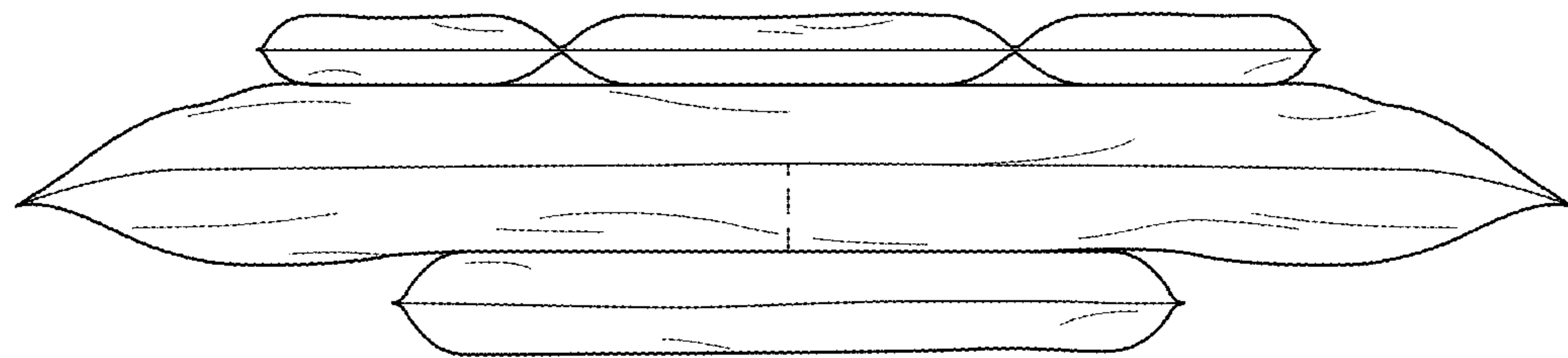


FIG. 7

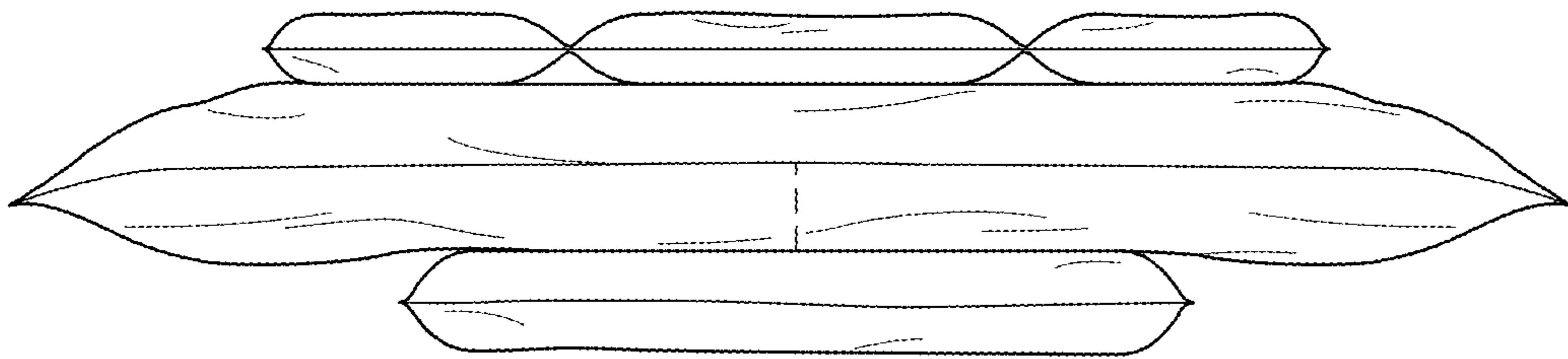


FIG. 8