



US00D779855S

(12) **United States Design Patent**  
**Trongone**

(10) **Patent No.:** **US D779,855 S**  
(45) **Date of Patent:** **\*\* Feb. 28, 2017**

(54) **SEAT MARKER**

(71) Applicant: **Stephen M. Trongone**, Patterson, NJ  
(US)

(72) Inventor: **Stephen M. Trongone**, Patterson, NJ  
(US)

(\*\*) Term: **14 Years**

(21) Appl. No.: **29/498,575**

(22) Filed: **Aug. 5, 2014**

(51) **LOC (10) Cl.** ..... **06-99**

(52) **U.S. Cl.**  
USPC ..... **D6/595**

(58) **Field of Classification Search**  
USPC ..... D6/595-601, 604, 606, 702; D21/803,  
D21/804; D24/183

(Continued)

(56) **References Cited**

U.S. PATENT DOCUMENTS

3,283,433 A \* 11/1966 Navarino ..... G09F 3/00  
24/301  
4,815,154 A \* 3/1989 Grimes ..... A47G 9/10  
5/490

(Continued)

*Primary Examiner* — Mary Ann Calabrese

(74) *Attorney, Agent, or Firm* — Kelley Drye & Warren  
LLP

(57) **CLAIM**

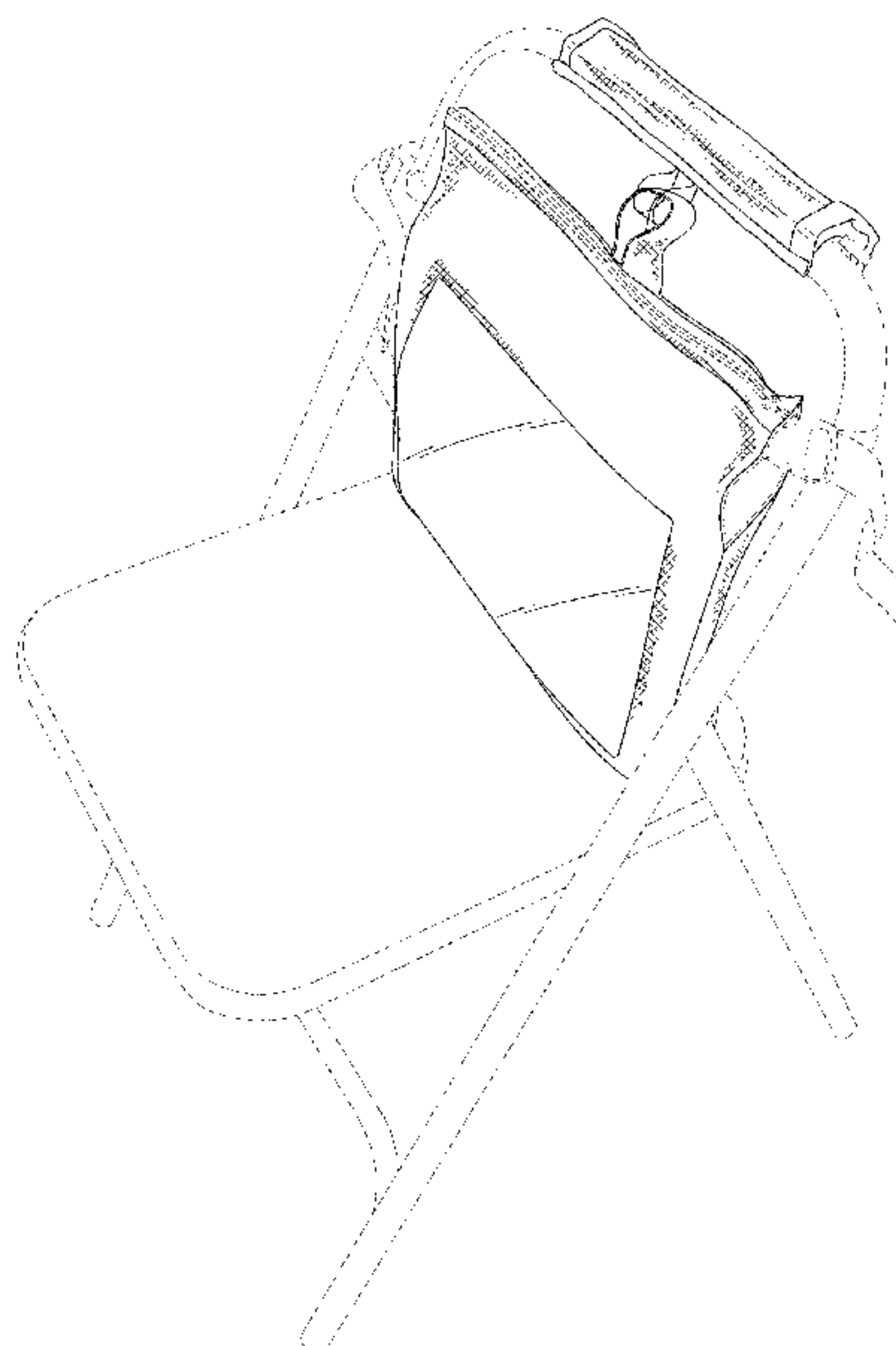
The ornamental design for a seat marker, as shown and described.

**DESCRIPTION**

FIG. 1 is a front perspective view of a seat marker;  
FIG. 2 is a front view thereof;

FIG. 3 is a rear view thereof;  
FIG. 4 is a right side view thereof;  
FIG. 5 is a left side view thereof;  
FIG. 6 is a top view thereof;  
FIG. 7 is a bottom view thereof;  
FIG. 8 is a front perspective view of the seat marker attached to a chair, the broken lines illustrating the chair are included for the purpose of illustrating the environment of the design and form no part of the claimed design;  
FIG. 9 is a front perspective view thereof in an alternate environment showing shoulder straps and their corresponding elements of attachment in broken lines;  
FIG. 10 is a front view thereof in an alternate environment showing shoulder straps and their corresponding elements of attachment in broken lines;  
FIG. 11 is a rear view thereof in an alternate environment showing shoulder straps and their corresponding elements of attachment in broken lines;  
FIG. 12 is a right side view thereof in an alternate environment showing shoulder straps and their corresponding elements of attachment in broken lines;  
FIG. 13 is a left side view thereof in an alternate environment showing shoulder straps and their corresponding elements of attachment in broken lines;  
FIG. 14 is a top view thereof in an alternate environment showing shoulder straps and their corresponding elements of attachment in broken lines; and,  
FIG. 15 is a bottom view thereof in an alternate environment showing shoulder straps and their corresponding elements of attachment in broken lines.  
The broken lines in FIGS. 1 through 15 illustrating the top and bottom horizontal zippers, a horizontal strap and its corresponding side clips, the extending ruler portions at the sides of the upper seat back attachment portion, and shoulder straps and their corresponding elements of attachment, form no part of the claimed design.

**1 Claim, 11 Drawing Sheets**



(58) **Field of Classification Search**

CPC ..... A47C 7/12; A47C 7/021; A47C 7/383;  
A47C 7/425; A47C 7/428; A47C 7/546;  
A47C 16/00; A47C 16/04; A47C 20/00;  
A47C 20/02; A47C 20/021; A47C 20/026;  
A47C 20/027; A47C 3/10; A47G  
9/00; A47G 9/10; A47G 9/07; A47G  
9/1027; A47G 9/1045; A47G  
9/1054; A47G 9/1063; A47G  
9/1072; A47G 9/1081; A47G  
9/109; A47D 13/00; A47D 13/08; G09F  
3/00; G09F 3/06; G09F 3/20; G09F  
23/00

See application file for complete search history.

(56) **References Cited**

U.S. PATENT DOCUMENTS

4,854,637 A \* 8/1989 McCree ..... A47C 7/021  
297/188.01  
D383,027 S \* 9/1997 Riedell ..... D6/596  
6,076,211 A \* 6/2000 Chatman ..... A47C 7/021  
5/417  
6,493,891 B1 \* 12/2002 Livingston ..... A45C 3/10  
150/110  
D468,573 S \* 1/2003 Friend ..... D6/601  
6,763,537 B1 \* 7/2004 Crear ..... A47C 16/04  
5/632  
D534,026 S \* 12/2006 Henderson ..... D6/601  
D548,505 S \* 8/2007 Feliciano ..... D6/601  
D549,496 S \* 8/2007 Stringfellow ..... D6/601  
2015/0090778 A1 \* 4/2015 Trongone ..... A47C 1/13  
235/375  
2016/0015180 A1 \* 1/2016 Ramirez ..... A47C 7/021  
297/188.2

\* cited by examiner

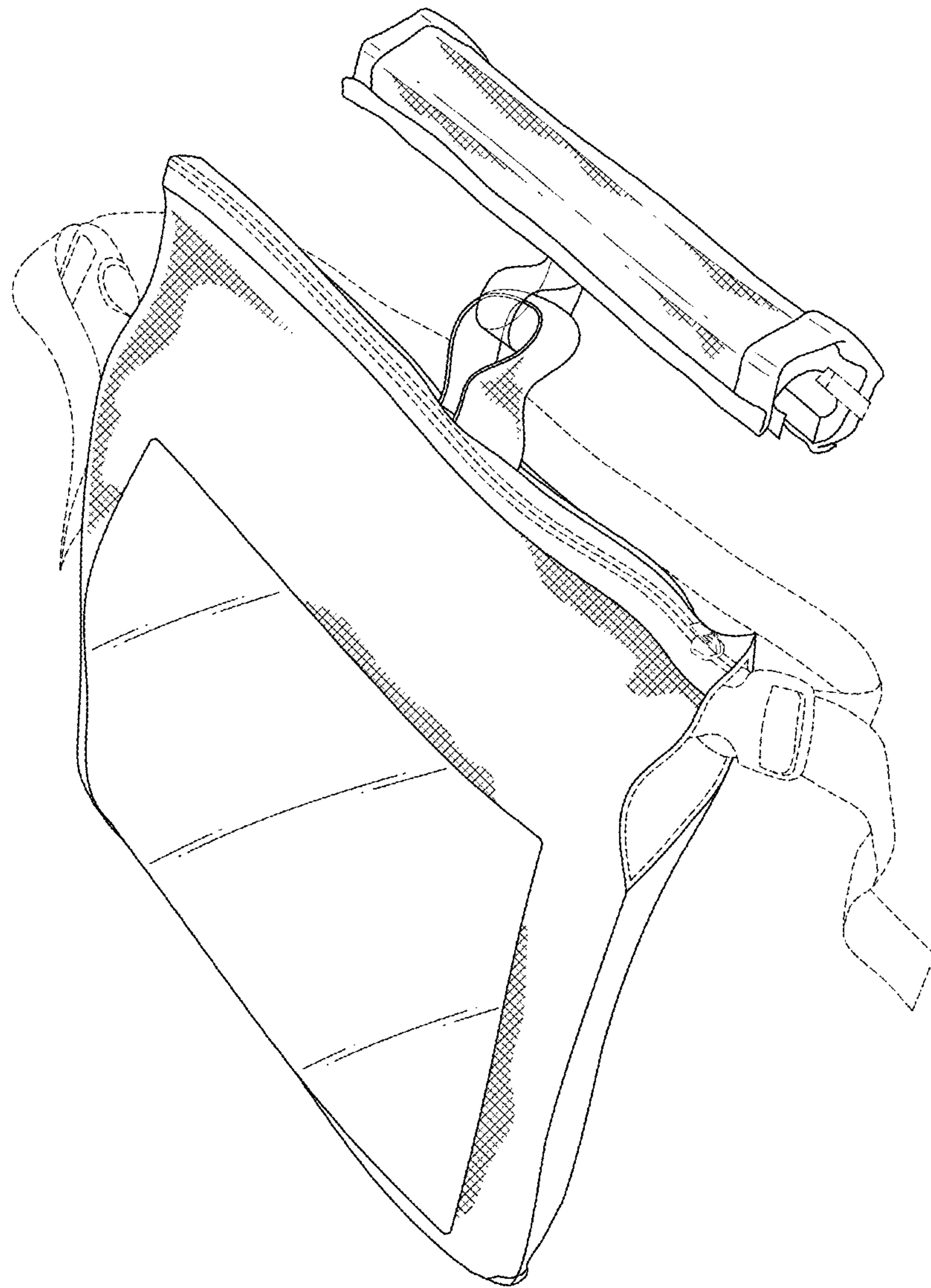


FIG. 1




FIG. 2






FIG. 3

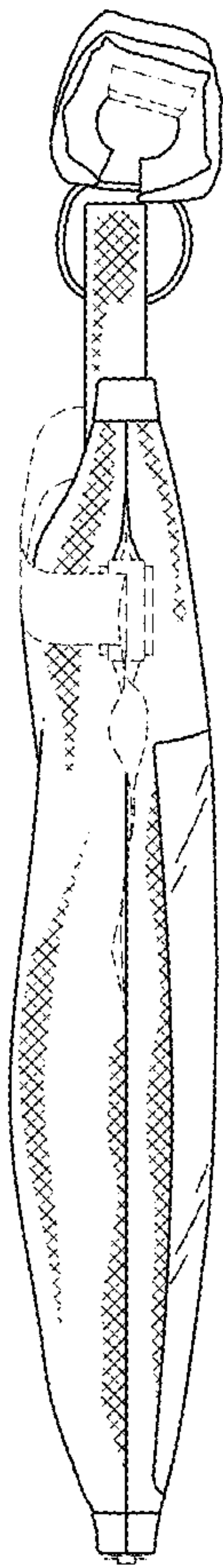


FIG. 4

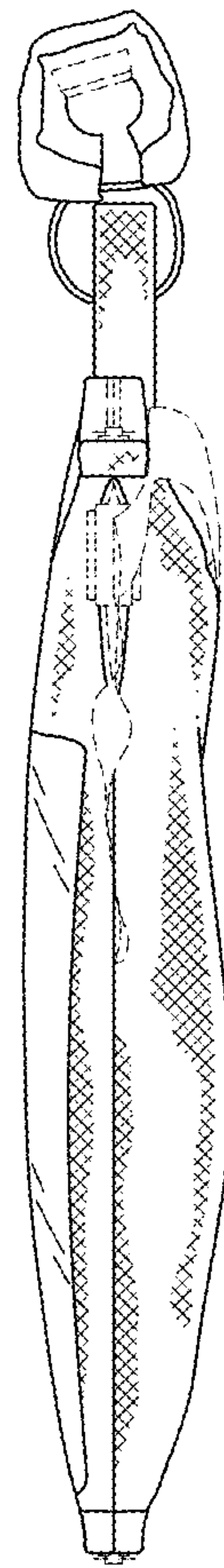


FIG. 5

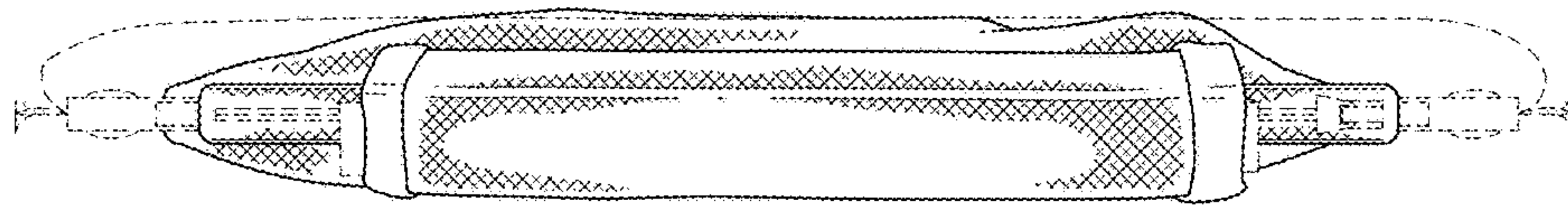


FIG. 6

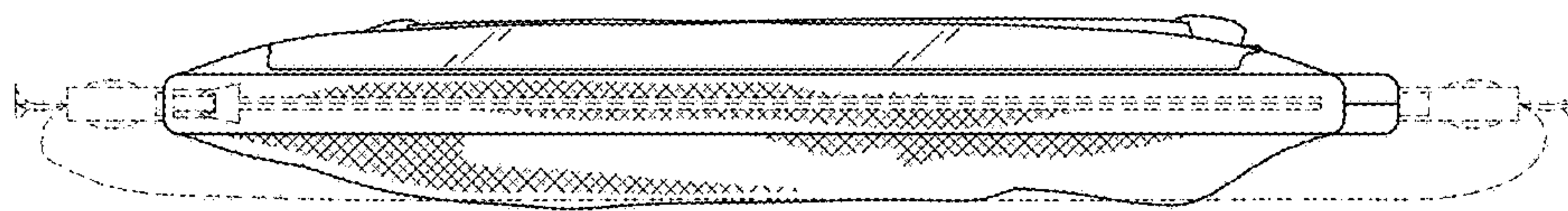


FIG. 7

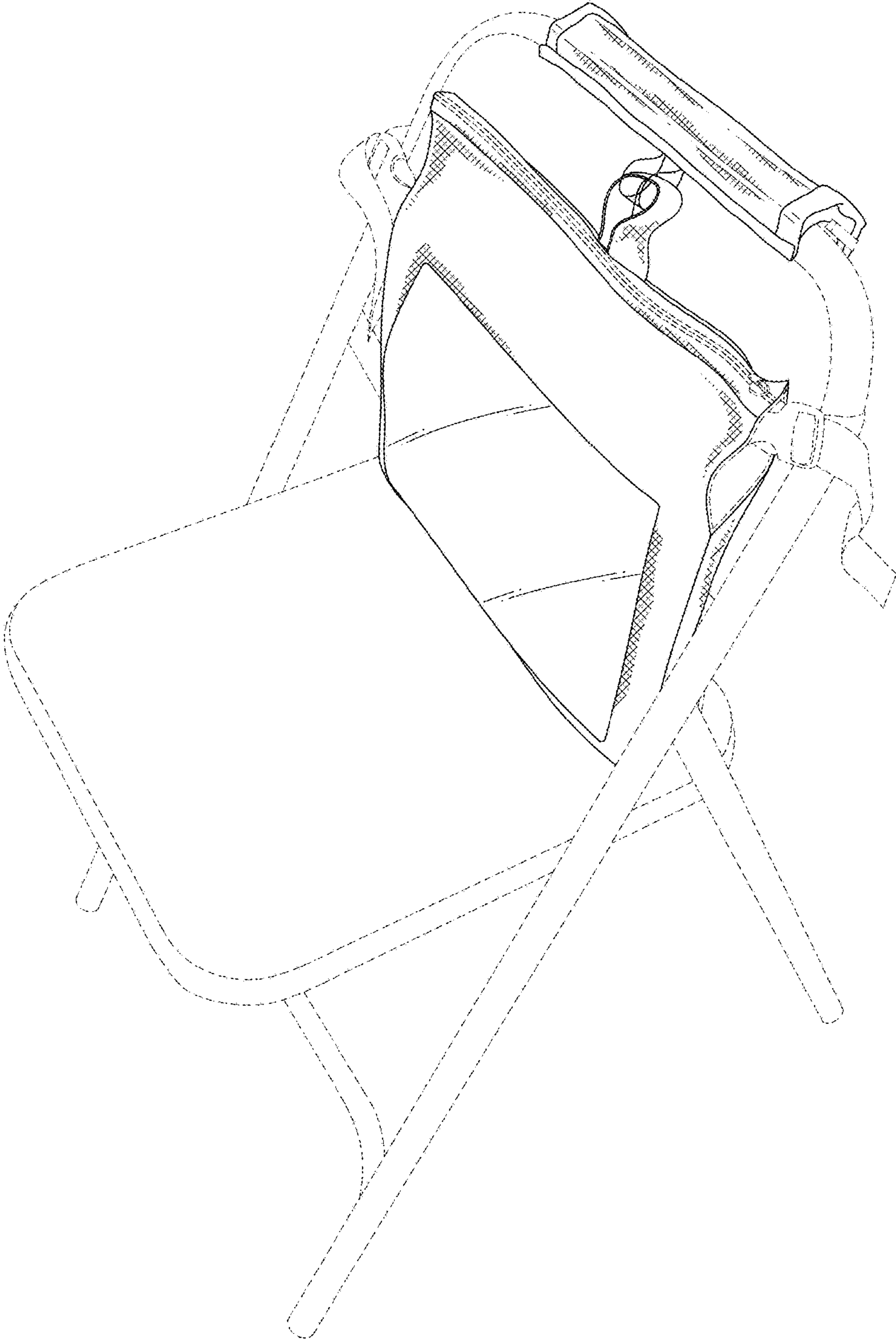


FIG. 8



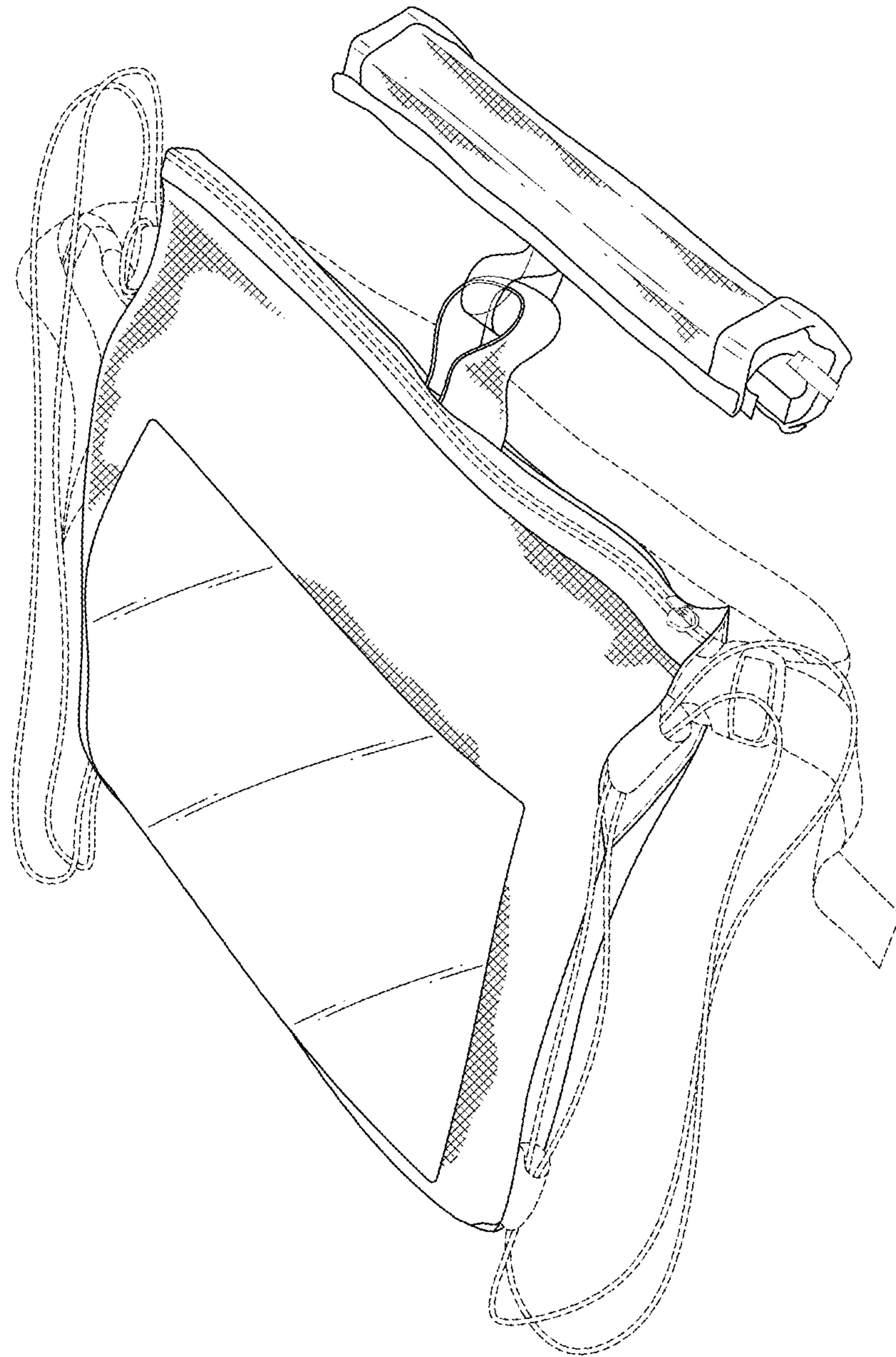


FIG.9

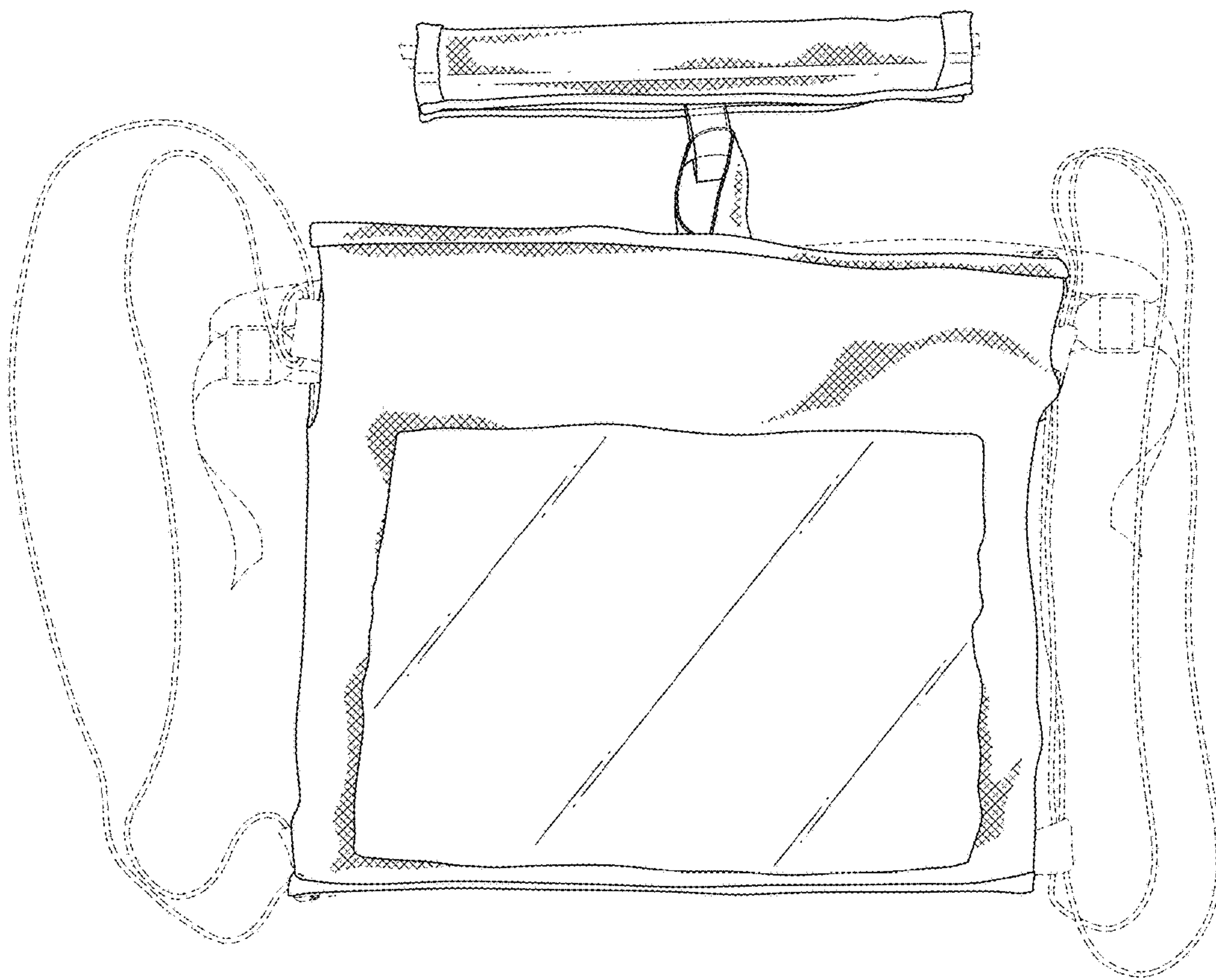


FIG. 10

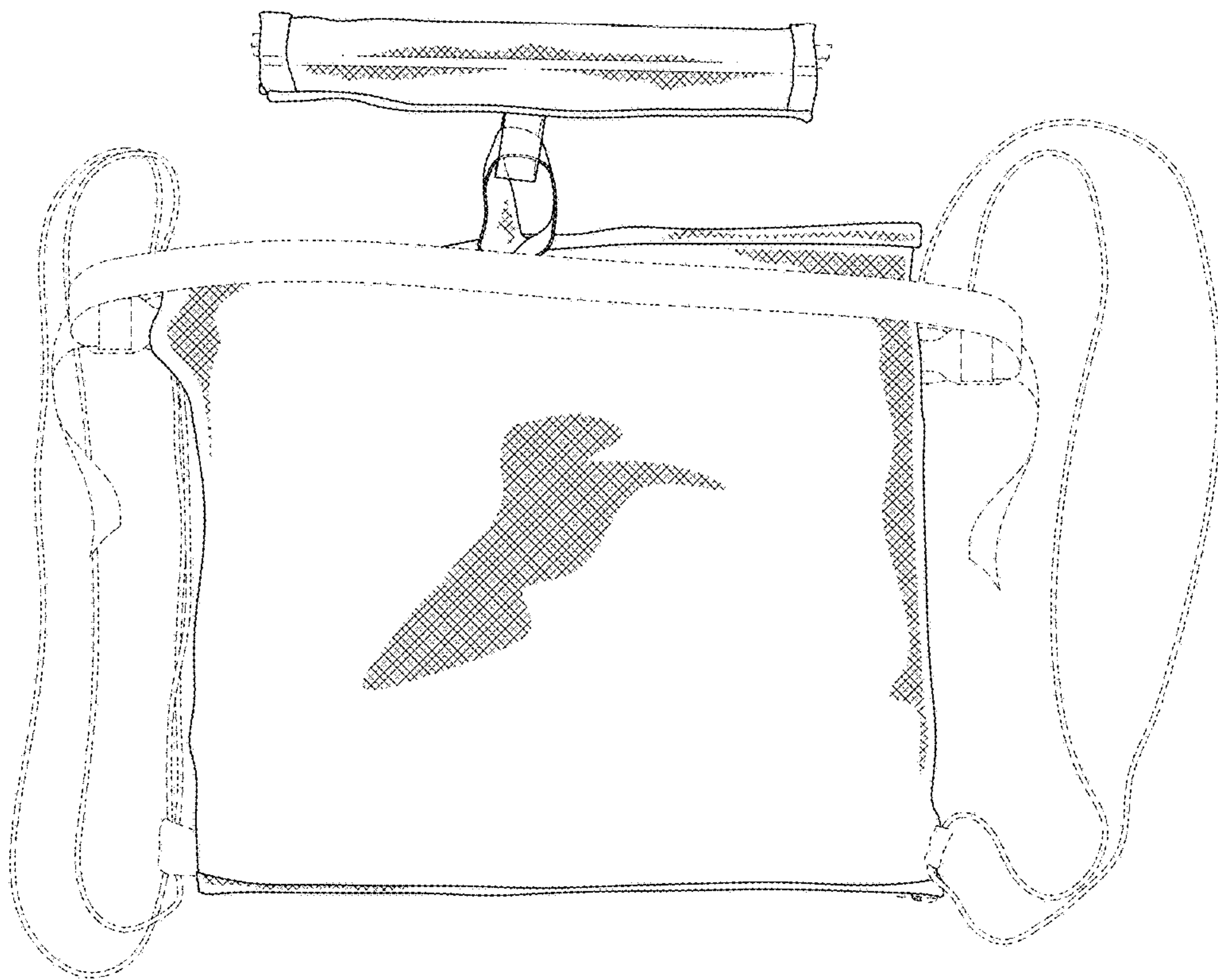


FIG.11

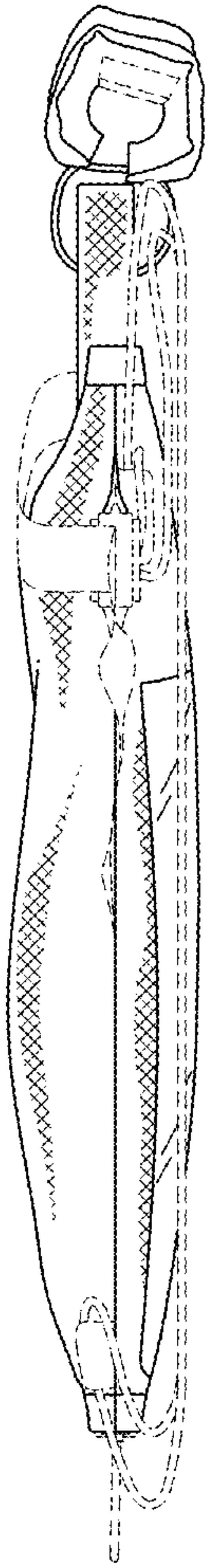


FIG. 12

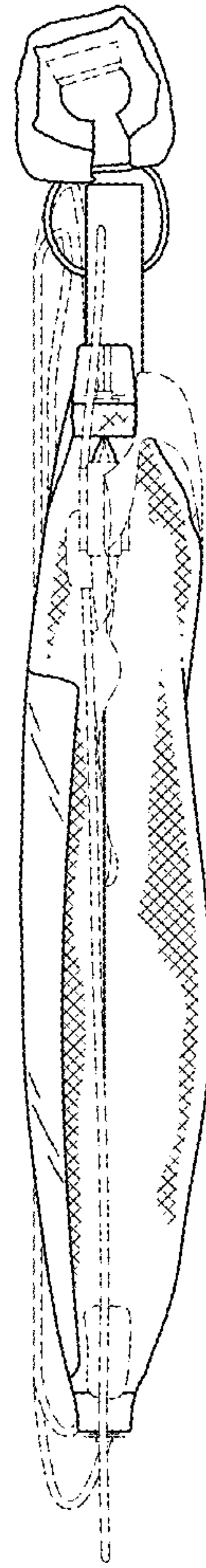


FIG. 13

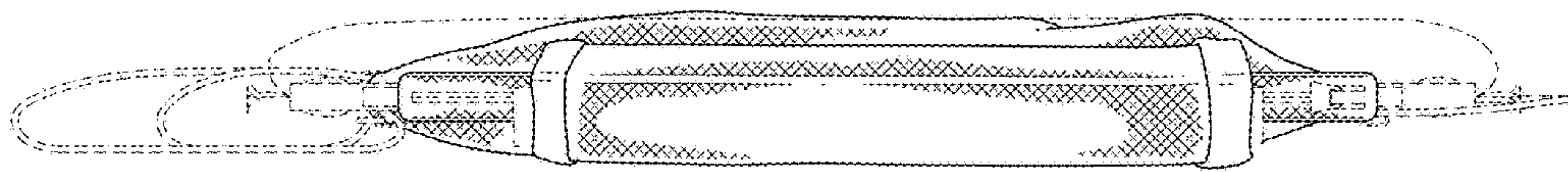


FIG. 14




FIG. 15